ViEWS monthly estimate tables, August 2019

Online appendix to "ViEWS: A political Violence Early Warning System" *

Remco Jansen[1], Mihai Croicu[1], Håvard Hegre[1], Frederick Hoyles[1], David Randahl[1], and Espen Geelmuyden Rød[1]

[1]Department of Peace and Conflict Research, Uppsala University
[2]Peace Research Institute Oslo

Tuesday 13th August, 2019

*The research was funded by the European Research Council, project H2020-ERC-2015-AdG 694640 (ViEWS). The simulations were performed on resources provided by the Swedish National Infrastructure for Computing (SNIC) at Uppsala Multidisciplinary Center for Advanced Computational Science (UPPMAX). Similar reports for other months are available at http://www.pcr.uu.se/research/views/, along with other information on the ViEWS project.

Contents

1 Overview of country-level ensemble **3**

2 Country-level (cm) **5**

2.1 ds_cm_canon_base . . . 5

2.1.1 sb_fcast . . . 5

2.1.2 ns_fcast . . . 6

2.1.3 os_fcast . . . 7

2.1.4 sb_eval . . . 8

2.1.5 ns_eval . . . 9

2.1.6 os_eval . . . 10

2.2 ds_cm_canon_mean . . . 11

2.2.1 sb_fcast . . . 11

2.2.2 ns_fcast . . . 12

2.2.3 os_fcast . . . 13

2.2.4 sb_eval . . . 14

2.2.5 ns_eval . . . 15

2.2.6 os_eval . . . 16

2.3 ds_cm_canon_demog . . . 17

2.3.1 sb_fcast . . . 17

2.3.2 ns_fcast . . . 18

2.3.3 os_fcast . . . 19

2.3.4 sb_eval . . . 20

2.3.5 ns_eval . . . 21

2.3.6 os_eval . . . 22

2.4 ds_cm_canon_eco . . . 23

2.4.1 sb_fcast . . . 23

2.4.2 ns_fcast . . . 24

2.4.3 os_fcast . . . 25

2.4.4 sb_eval . . . 26

2.4.5 ns_eval . . . 27

2.4.6 os_eval . . . 28

2.5 ds_cm_canon_hist . . . 29

2.5.1 sb_fcast . . . 29

2.5.2 ns_fcast . . . 30

2.5.3 os_fcast . . . 31

2.5.4 sb_eval . . . 32
2.5.5 ns_eval . . . 33
2.5.6 os_eval . . . 34
2.6 ds_cm_canon_inst . . . 35
2.6.1 sb_fcast . . . 35
2.6.2 ns_fcast . . . 36
2.6.3 os_fcast . . . 37
2.6.4 sb_eval . . . 38
2.6.5 ns_eval . . . 39
2.6.6 os_eval . . . 40
2.7 ds_cm_acled_base . . . 41
2.7.1 sb_fcast . . . 41
2.7.2 ns_fcast . . . 42
2.7.3 os_fcast . . . 43
2.7.4 pr_fcast . . . 44
2.7.5 sb_eval . . . 45
2.7.6 ns_eval . . . 46
2.7.7 os_eval . . . 47
2.7.8 pr_eval . . . 48
2.8 osa_cm_canon_base_logit . . . 49
2.8.1 sb_fcast . . . 49
2.8.2 ns_fcast . . . 50
2.8.3 os_fcast . . . 51
2.8.4 sb_eval . . . 52
2.8.5 ns_eval . . . 53
2.8.6 os_eval . . . 54
2.9 osa_cm_canon_base_rf . . . 55
2.9.1 sb_fcast . . . 55
2.9.2 ns_fcast . . . 56
2.9.3 os_fcast . . . 57
2.9.4 sb_eval . . . 58
2.9.5 ns_eval . . . 59
2.9.6 os_eval . . . 60
2.10 osa_cm_acled_base_logit . . . 61
2.10.1 sb_fcast . . . 61
2.10.2 ns_fcast . . . 62

2.10.3 os_fcast . . . 63
2.10.4 pr_fcast . . . 64
2.10.5 sb_eval . . . 65
2.10.6 ns_eval . . . 66
2.10.7 os_eval . . . 67
2.10.8 pr_eval . . . 68
2.11 osa_cm_acled_base_rf . . . 69
2.11.1 sb_fcast . . . 69
2.11.2 ns_fcast . . . 70
2.11.3 os_fcast . . . 71
2.11.4 pr_fcast . . . 72
2.11.5 sb_eval . . . 73
2.11.6 ns_eval . . . 74
2.11.7 os_eval . . . 75
2.11.8 pr_eval . . . 76

3 Overview of pgm-level ensemble **77**

4 PRIOGRID-level (pgm) **79**
4.1 ds_pgm_canon_wcm . . . 79
4.1.1 sb_fcast . . . 79
4.1.2 ns_fcast . . . 81
4.1.3 os_fcast . . . 83
4.1.4 sb_eval . . . 85
4.1.5 ns_eval . . . 87
4.1.6 os_eval . . . 89
4.2 ds_pgm_canon_nocm . . . 91
4.2.1 sb_fcast . . . 91
4.2.2 ns_fcast . . . 92
4.2.3 os_fcast . . . 93
4.2.4 sb_eval . . . 94
4.2.5 ns_eval . . . 95
4.2.6 os_eval . . . 96
4.3 ds_pgm_acled_wcm . . . 97
4.3.1 sb_fcast . . . 97
4.3.2 ns_fcast . . . 99
4.3.3 os_fcast . . . 101

4.3.4 pr_fcast . . . 103
4.3.5 sb_eval . . . 105
4.3.6 ns_eval . . . 107
4.3.7 os_eval . . . 109
4.3.8 pr_eval . . . 111
4.4 ds_pgm_acled_nocm . . . 113
4.4.1 sb_fcast . . . 113
4.4.2 ns_fcast . . . 114
4.4.3 os_fcast . . . 115
4.4.4 pr_fcast . . . 116
4.4.5 sb_eval . . . 117
4.4.6 ns_eval . . . 118
4.4.7 os_eval . . . 119
4.4.8 pr_eval . . . 120
4.5 ds_pgm_acled_soc . . . 121
4.5.1 sb_fcast . . . 121
4.5.2 ns_fcast . . . 122
4.5.3 os_fcast . . . 123
4.5.4 pr_fcast . . . 124
4.5.5 sb_eval . . . 125
4.5.6 ns_eval . . . 126
4.5.7 os_eval . . . 127
4.5.8 pr_eval . . . 128
4.6 ds_pgm_acled_nat . . . 129
4.6.1 sb_fcast . . . 129
4.6.2 ns_fcast . . . 130
4.6.3 os_fcast . . . 131
4.6.4 pr_fcast . . . 132
4.6.5 sb_eval . . . 133
4.6.6 ns_eval . . . 134
4.6.7 os_eval . . . 135
4.6.8 pr_eval . . . 136
4.7 ds_pgm_acled_mean . . . 137
4.7.1 sb_fcast . . . 137
4.7.2 ns_fcast . . . 138
4.7.3 os_fcast . . . 139

4.7.4 pr_fcast . . . 140
4.7.5 sb_eval . . . 141
4.7.6 ns_eval . . . 142
4.7.7 os_eval . . . 143
4.7.8 pr_eval . . . 144
4.8 ds_pgm_acled_histonly . . . 145
4.8.1 sb_fcast . . . 145
4.8.2 ns_fcast . . . 146
4.8.3 os_fcast . . . 147
4.8.4 pr_fcast . . . 148
4.8.5 sb_eval . . . 149
4.8.6 ns_eval . . . 150
4.8.7 os_eval . . . 151
4.8.8 pr_eval . . . 152
4.9 osa_pgm_canon_wcm_logit . . . 153
4.9.1 sb_fcast . . . 153
4.9.2 ns_fcast . . . 155
4.9.3 os_fcast . . . 157
4.9.4 sb_eval . . . 159
4.9.5 ns_eval . . . 161
4.9.6 os_eval . . . 163
4.10 osa_pgm_canon_wcm_rf . . . 165
4.10.1 sb_fcast . . . 165
4.10.2 ns_fcast . . . 166
4.10.3 os_fcast . . . 167
4.10.4 sb_eval . . . 168
4.10.5 ns_eval . . . 169
4.10.6 os_eval . . . 170
4.11 osa_pgm_canon_nocm_logit . . . 171
4.11.1 sb_fcast . . . 171
4.11.2 ns_fcast . . . 172
4.11.3 os_fcast . . . 173
4.11.4 sb_eval . . . 174
4.11.5 ns_eval . . . 175
4.11.6 os_eval . . . 176
4.12 osa_pgm_canon_nocm_rf . . . 177

4.12.1 sb_fcast . . . 177
4.12.2 ns_fcast . . . 178
4.12.3 os_fcast . . . 179
4.12.4 sb_eval . . . 180
4.12.5 ns_eval . . . 181
4.12.6 os_eval . . . 182
4.13 osa_pgm_acled_wcm_logit . . . 183
4.13.1 sb_fcast . . . 183
4.13.2 ns_fcast . . . 185
4.13.3 os_fcast . . . 187
4.13.4 pr_fcast . . . 189
4.13.5 sb_eval . . . 191
4.13.6 ns_eval . . . 193
4.13.7 os_eval . . . 195
4.13.8 pr_eval . . . 197
4.14 osa_pgm_acled_wcm_rf . . . 199
4.14.1 sb_fcast . . . 199
4.14.2 ns_fcast . . . 200
4.14.3 os_fcast . . . 201
4.14.4 pr_fcast . . . 202
4.14.5 sb_eval . . . 203
4.14.6 ns_eval . . . 204
4.14.7 os_eval . . . 205
4.14.8 pr_eval . . . 206
4.15 osa_pgm_acled_nocm_logit . . . 207
4.15.1 sb_fcast . . . 207
4.15.2 ns_fcast . . . 208
4.15.3 os_fcast . . . 209
4.15.4 pr_fcast . . . 210
4.15.5 sb_eval . . . 211
4.15.6 ns_eval . . . 212
4.15.7 os_eval . . . 213
4.15.8 pr_eval . . . 214
4.16 osa_pgm_acled_nocm_rf . . . 215
4.16.1 sb_fcast . . . 215
4.16.2 ns_fcast . . . 216

4.16.3 os_fcast . . . 217
4.16.4 pr_fcast . . . 218
4.16.5 sb_eval . . . 219
4.16.6 ns_eval . . . 220
4.16.7 os_eval . . . 221
4.16.8 pr_eval . . . 222
4.17 osa_pgm_acled_soc_logit . . . 223
4.17.1 sb_fcast . . . 223
4.17.2 ns_fcast . . . 224
4.17.3 os_fcast . . . 225
4.17.4 pr_fcast . . . 226
4.17.5 sb_eval . . . 227
4.17.6 ns_eval . . . 228
4.17.7 os_eval . . . 229
4.17.8 pr_eval . . . 230
4.18 osa_pgm_acled_soc_rf . . . 231
4.18.1 sb_fcast . . . 231
4.18.2 ns_fcast . . . 232
4.18.3 os_fcast . . . 233
4.18.4 pr_fcast . . . 234
4.18.5 sb_eval . . . 235
4.18.6 ns_eval . . . 236
4.18.7 os_eval . . . 237
4.18.8 pr_eval . . . 238
4.19 osa_pgm_acled_nat_logit . . . 239
4.19.1 sb_fcast . . . 239
4.19.2 ns_fcast . . . 240
4.19.3 os_fcast . . . 241
4.19.4 pr_fcast . . . 242
4.19.5 sb_eval . . . 243
4.19.6 ns_eval . . . 244
4.19.7 os_eval . . . 245
4.19.8 pr_eval . . . 246
4.20 osa_pgm_acled_nat_rf . . . 247
4.20.1 sb_fcast . . . 247
4.20.2 ns_fcast . . . 248

4.20.3 os_fcast . . . 249
4.20.4 pr_fcast . . . 250
4.20.5 sb_eval . . . 251
4.20.6 ns_eval . . . 252
4.20.7 os_eval . . . 253
4.20.8 pr_eval . . . 254
4.21 osa_pgm_acled_mean_logit . . . 255
4.21.1 sb_fcast . . . 255
4.21.2 ns_fcast . . . 256
4.21.3 os_fcast . . . 257
4.21.4 pr_fcast . . . 258
4.21.5 sb_eval . . . 259
4.21.6 ns_eval . . . 260
4.21.7 os_eval . . . 261
4.21.8 pr_eval . . . 262
4.22 osa_pgm_acled_mean_rf . . . 263
4.22.1 sb_fcast . . . 263
4.22.2 ns_fcast . . . 264
4.22.3 os_fcast . . . 265
4.22.4 pr_fcast . . . 266
4.22.5 sb_eval . . . 267
4.22.6 ns_eval . . . 268
4.22.7 os_eval . . . 269
4.22.8 pr_eval . . . 270
4.23 osa_pgm_acled_histonly_logit . . . 271
4.23.1 sb_fcast . . . 271
4.23.2 ns_fcast . . . 272
4.23.3 os_fcast . . . 273
4.23.4 pr_fcast . . . 274
4.23.5 sb_eval . . . 275
4.23.6 ns_eval . . . 276
4.23.7 os_eval . . . 277
4.23.8 pr_eval . . . 278
4.24 osa_pgm_acled_histonly_rf . . . 279
4.24.1 sb_fcast . . . 279
4.24.2 ns_fcast . . . 280

4.24.3 os_fcast 281
4.24.4 pr_fcast 282
4.24.5 sb_eval 283
4.24.6 ns_eval 284
4.24.7 os_eval 285
4.24.8 pr_eval 286

1 Overview of country-level ensemble

Model name
ds_cm_acled_base_eval_test_sb
ds_cm_canon_base_eval_test_sb
ds_cm_canon_mean_eval_test_sb
ds_cm_canon_demog_eval_test_sb
ds_cm_canon_eco_eval_test_sb
ds_cm_canon_hist_eval_test_sb
ds_cm_canon_inst_eval_test_sb
ds_cm_canon_protest_eval_test_sb
osa_cm_acled_base_eval_test_logit_fullsample_sb
osa_cm_canon_base_eval_test_logit_fullsample_sb
osa_cm_canon_mean_eval_test_logit_fullsample_sb
osa_cm_canon_eco_eval_test_logit_fullsample_sb
osa_cm_canon_hist_eval_test_logit_fullsample_sb
osa_cm_canon_inst_eval_test_logit_fullsample_sb
osa_cm_canon_protest_eval_test_logit_fullsample_sb
osa_cm_acled_base_eval_test_rf_downsampled_sb
osa_cm_canon_base_eval_test_rf_downsampled_sb
osa_cm_canon_demog_eval_test_logit_fullsample_sb
osa_cm_canon_mean_eval_test_rf_downsampled_sb
osa_cm_canon_demog_eval_test_rf_downsampled_sb
osa_cm_canon_eco_eval_test_rf_downsampled_sb
osa_cm_canon_hist_eval_test_rf_downsampled_sb
osa_cm_canon_inst_eval_test_rf_downsampled_sb
osa_cm_canon_protest_eval_test_rf_downsampled_sb

Table 1: Models in country-level ensemble

Table 1 shows all the constituent models in the *cm*-level ensemble. Models are named according the following convention:

- 'ds' and 'osa' refers to the way the model handles dynamics (see methodology section in main paper).
- 'cm' refers to the level of analysis.
- 'acled' or 'canon' denotes whether the models are trained on the period for which we have ACLED data (1997–) or the complete dataset (1990–).
- 'base', 'mean', 'demog', 'eco', 'hist', 'inst', 'protest' refers to a theme as listed in Table 2 in the main paper. 'base' refers to all themes, 'mean' to the baseline, 'demog' to

demography theme, ‘eco’ to economy theme, ‘hist’ to conflict history theme, ‘inst’ to institution theme, and ‘protest’ to protest theme.

- ‘logit_fullsample’ and ‘rf_downsampled’ refers to the logit and random forest specifications of ‘osa’.
- ‘sb’ refers to conflict type.

2 Country-level (cm)

2.1 ds_cm_canon_base

2.1.1 sb_fcast

Dep. Variable:	ged_dummy_sb	**No. Observations:**	17833
Model:	Logit	**Df Residuals:**	17802
Method:	MLE	**Df Model:**	30
Date:	Sat, 27 Jul 2019	**Pseudo R-squ.:**	0.6515
Time:	17:15:16	**Log-Likelihood:**	-2737.8
converged:	True	**LL-Null:**	-7856.7

	coef	std err	z	P>|z|	[0.025	0.975]
Intercept	-7.8847	0.675	-11.684	0.000	-9.207	-6.562
l2_ged_dummy_sb	0.5700	0.087	6.550	0.000	0.399	0.741
l3_ged_dummy_sb	0.5386	0.088	6.135	0.000	0.367	0.711
l4_ged_dummy_sb	0.3356	0.090	3.728	0.000	0.159	0.512
l5_ged_dummy_sb	0.1428	0.093	1.540	0.124	-0.039	0.324
l6_ged_dummy_sb	0.2973	0.093	3.184	0.001	0.114	0.480
l7_ged_dummy_sb	0.1655	0.095	1.741	0.082	-0.021	0.352
l8_ged_dummy_sb	0.1246	0.097	1.289	0.197	-0.065	0.314
l9_ged_dummy_sb	0.1143	0.098	1.167	0.243	-0.078	0.306
l10_ged_dummy_sb	0.1383	0.099	1.404	0.160	-0.055	0.331
l11_ged_dummy_sb	0.0851	0.099	0.859	0.390	-0.109	0.279
l12_ged_dummy_sb	0.3225	0.095	3.407	0.001	0.137	0.508
l1_ged_dummy_sb	0.9311	0.089	10.511	0.000	0.758	1.105
l1_ged_dummy_ns	0.0538	0.128	0.419	0.675	-0.198	0.305
l1_ged_dummy_os	0.5951	0.099	5.995	0.000	0.401	0.790
decay_12_cw_ged_dummy_sb_0	3.0726	0.194	15.822	0.000	2.692	3.453
decay_12_cw_ged_dummy_ns_0	0.1088	0.137	0.794	0.427	-0.160	0.377
decay_12_cw_ged_dummy_os_0	0.3670	0.157	2.335	0.020	0.059	0.675
fvp_lngdpcap_nonoilrent	0.2144	0.079	2.703	0.007	0.059	0.370
fvp_lngdpcap_oilrent	0.0237	0.018	1.318	0.187	-0.012	0.059
fvp_grgdpcap_oilrent	-0.0596	0.094	-0.635	0.526	-0.243	0.124
fvp_grgdpcap_nonoilrent	-0.4704	0.300	-1.569	0.117	-1.058	0.117
ln_fvp_timeindep	0.0044	0.097	0.045	0.964	-0.185	0.194
ln_fvp_timesincepreindepwar	-0.0253	0.085	-0.296	0.767	-0.192	0.142
ln_fvp_timesinceregimechange	-0.0215	0.038	-0.563	0.573	-0.096	0.053
fvp_demo	-0.2239	0.119	-1.875	0.061	-0.458	0.010
fvp_semi	-0.0654	0.104	-0.630	0.529	-0.269	0.138
fvp_prop_excluded	0.0772	0.169	0.457	0.648	-0.254	0.408
ln_fvp_population200	0.1710	0.040	4.295	0.000	0.093	0.249
ssp2_edu_sec_15_24_prop	-0.5922	0.314	-1.886	0.059	-1.208	0.023
ssp2_urban_share_iiasa	-0.0034	0.003	-0.992	0.321	-0.010	0.003

2.1.2 ns_fcast

Dep. Variable:	ged_dummy_ns	**No. Observations:**	17833
Model:	Logit	**Df Residuals:**	17802
Method:	MLE	**Df Model:**	30
Date:	Sat, 27 Jul 2019	**Pseudo R-squ.:**	0.5879
Time:	17:15:16	**Log-Likelihood:**	-2157.8
converged:	True	**LL-Null:**	-5236.3

	coef	std err	z	P>|z|	[0.025	0.975]
Intercept	-7.9706	0.688	-11.580	0.000	-9.320	-6.621
l2_ged_dummy_ns	0.4850	0.095	5.094	0.000	0.298	0.672
l3_ged_dummy_ns	0.2412	0.096	2.505	0.012	0.052	0.430
l4_ged_dummy_ns	0.2432	0.097	2.502	0.012	0.053	0.434
l5_ged_dummy_ns	0.1524	0.099	1.544	0.123	-0.041	0.346
l6_ged_dummy_ns	0.4005	0.098	4.084	0.000	0.208	0.593
l7_ged_dummy_ns	0.3387	0.099	3.421	0.001	0.145	0.533
l8_ged_dummy_ns	0.0455	0.102	0.448	0.654	-0.154	0.244
l9_ged_dummy_ns	0.1535	0.102	1.507	0.132	-0.046	0.353
l10_ged_dummy_ns	0.2988	0.101	2.944	0.003	0.100	0.498
l11_ged_dummy_ns	0.2762	0.102	2.714	0.007	0.077	0.476
l12_ged_dummy_ns	0.2616	0.100	2.616	0.009	0.066	0.458
l1_ged_dummy_sb	0.0357	0.127	0.281	0.779	-0.213	0.284
l1_ged_dummy_ns	0.6298	0.098	6.440	0.000	0.438	0.821
l1_ged_dummy_os	0.0478	0.113	0.421	0.673	-0.175	0.270
decay_12_cw_ged_dummy_sb_0	0.3088	0.177	1.745	0.081	-0.038	0.656
decay_12_cw_ged_dummy_ns_0	3.4103	0.216	15.757	0.000	2.986	3.834
decay_12_cw_ged_dummy_os_0	0.6283	0.189	3.316	0.001	0.257	1.000
fvp_lngdpcap_nonoilrent	0.0995	0.079	1.252	0.211	-0.056	0.255
fvp_lngdpcap_oilrent	0.0003	0.021	0.015	0.988	-0.040	0.041
fvp_grgdpcap_oilrent	-0.1251	0.118	-1.061	0.289	-0.356	0.106
fvp_grgdpcap_nonoilrent	-1.0097	0.304	-3.325	0.001	-1.605	-0.414
ln_fvp_timeindep	0.0803	0.102	0.784	0.433	-0.120	0.281
ln_fvp_timesincepreindepwar	-0.0538	0.094	-0.570	0.569	-0.239	0.131
ln_fvp_timesinceregimechange	-0.0147	0.043	-0.339	0.734	-0.100	0.070
fvp_demo	0.0562	0.142	0.395	0.693	-0.223	0.335
fvp_semi	-0.0382	0.128	-0.299	0.765	-0.289	0.212
fvp_prop_excluded	-0.2051	0.234	-0.877	0.381	-0.664	0.254
ln_fvp_population200	0.1473	0.043	3.403	0.001	0.062	0.232
ssp2_edu_sec_15_24_prop	-0.0114	0.317	-0.036	0.971	-0.633	0.610
ssp2_urban_share_iiasa	0.0042	0.004	1.078	0.281	-0.003	0.012

2.1.3 os_fcast

Dep. Variable:	ged_dummy_os	**No. Observations:**	17833
Model:	Logit	**Df Residuals:**	17802
Method:	MLE	**Df Model:**	30
Date:	Sat, 27 Jul 2019	**Pseudo R-squ.:**	0.5596
Time:	17:15:16	**Log-Likelihood:**	-3280.9
converged:	True	**LL-Null:**	-7449.2

	coef	std err	z	P>|z|	[0.025	0.975]
Intercept	-4.0830	0.552	-7.403	0.000	-5.164	-3.002
l2_ged_dummy_os	0.5808	0.080	7.263	0.000	0.424	0.738
l3_ged_dummy_os	0.4035	0.081	4.962	0.000	0.244	0.563
l4_ged_dummy_os	0.3588	0.083	4.346	0.000	0.197	0.521
l5_ged_dummy_os	0.3371	0.084	4.022	0.000	0.173	0.501
l6_ged_dummy_os	0.0877	0.086	1.019	0.308	-0.081	0.256
l7_ged_dummy_os	0.0801	0.087	0.920	0.358	-0.091	0.251
l8_ged_dummy_os	0.1489	0.087	1.710	0.087	-0.022	0.319
l9_ged_dummy_os	0.1590	0.087	1.819	0.069	-0.012	0.330
l10_ged_dummy_os	0.1856	0.088	2.118	0.034	0.014	0.357
l11_ged_dummy_os	0.0316	0.088	0.359	0.720	-0.141	0.204
l12_ged_dummy_os	0.2465	0.085	2.892	0.004	0.079	0.414
l1_ged_dummy_sb	0.3516	0.097	3.629	0.000	0.162	0.542
l1_ged_dummy_ns	0.2211	0.112	1.980	0.048	0.002	0.440
l1_ged_dummy_os	1.0089	0.081	12.401	0.000	0.849	1.168
decay_12_cw_ged_dummy_sb_0	0.7413	0.137	5.400	0.000	0.472	1.010
decay_12_cw_ged_dummy_ns_0	0.2155	0.122	1.761	0.078	-0.024	0.455
decay_12_cw_ged_dummy_os_0	1.9729	0.173	11.432	0.000	1.635	2.311
fvp_lngdpcap_nonoilrent	-0.3561	0.065	-5.448	0.000	-0.484	-0.228
fvp_lngdpcap_oilrent	0.0254	0.016	1.540	0.124	-0.007	0.058
fvp_grgdpcap_oilrent	-0.2293	0.097	-2.353	0.019	-0.420	-0.038
fvp_grgdpcap_nonoilrent	-0.3765	0.220	-1.708	0.088	-0.809	0.056
ln_fvp_timeindep	-0.1689	0.083	-2.040	0.041	-0.331	-0.007
ln_fvp_timesincepreindepwar	0.2510	0.075	3.326	0.001	0.103	0.399
ln_fvp_timesinceregimechange	0.0042	0.034	0.124	0.901	-0.063	0.071
fvp_demo	-0.1694	0.114	-1.488	0.137	-0.392	0.054
fvp_semi	-0.0125	0.097	-0.129	0.897	-0.203	0.178
fvp_prop_excluded	0.1462	0.140	1.047	0.295	-0.127	0.420
ln_fvp_population200	0.1578	0.036	4.339	0.000	0.087	0.229
ssp2_edu_sec_15_24_prop	0.4037	0.255	1.584	0.113	-0.096	0.903
ssp2_urban_share_iiasa	0.0036	0.003	1.168	0.243	-0.002	0.010

2.1.4 sb_eval

Dep. Variable:	ged_dummy_sb	**No. Observations:**	15565
Model:	Logit	**Df Residuals:**	15534
Method:	MLE	**Df Model:**	30
Date:	Sat, 27 Jul 2019	**Pseudo R-squ.:**	0.6476
Time:	16:59:29	**Log-Likelihood:**	-2301.1
converged:	True	**LL-Null:**	-6529.4

	coef	std err	z	P>|z|	[0.025	0.975]
Intercept	-8.9908	0.818	-10.996	0.000	-10.593	-7.388
l2_ged_dummy_sb	0.5583	0.096	5.842	0.000	0.371	0.746
l3_ged_dummy_sb	0.5805	0.096	6.033	0.000	0.392	0.769
l4_ged_dummy_sb	0.3397	0.099	3.432	0.001	0.146	0.534
l5_ged_dummy_sb	0.1263	0.102	1.239	0.215	-0.074	0.326
l6_ged_dummy_sb	0.2263	0.103	2.195	0.028	0.024	0.428
l7_ged_dummy_sb	0.1588	0.105	1.515	0.130	-0.047	0.364
l8_ged_dummy_sb	0.0684	0.107	0.641	0.522	-0.141	0.278
l9_ged_dummy_sb	0.0736	0.108	0.682	0.495	-0.138	0.285
l10_ged_dummy_sb	0.1324	0.108	1.222	0.222	-0.080	0.345
l11_ged_dummy_sb	0.1277	0.109	1.173	0.241	-0.086	0.341
l12_ged_dummy_sb	0.3557	0.104	3.428	0.001	0.152	0.559
l1_ged_dummy_sb	0.9726	0.097	9.979	0.000	0.782	1.164
l1_ged_dummy_ns	0.0360	0.144	0.249	0.803	-0.247	0.319
l1_ged_dummy_os	0.5489	0.110	4.981	0.000	0.333	0.765
decay_12_cw_ged_dummy_sb_0	3.0750	0.212	14.486	0.000	2.659	3.491
decay_12_cw_ged_dummy_ns_0	0.0277	0.152	0.182	0.856	-0.270	0.325
decay_12_cw_ged_dummy_os_0	0.4747	0.172	2.768	0.006	0.139	0.811
fvp_lngdpcap_nonoilrent	0.3413	0.094	3.649	0.000	0.158	0.525
fvp_lngdpcap_oilrent	0.0251	0.020	1.251	0.211	-0.014	0.065
fvp_grgdpcap_oilrent	-0.1124	0.101	-1.113	0.266	-0.310	0.085
fvp_grgdpcap_nonoilrent	-0.7773	0.324	-2.399	0.016	-1.412	-0.142
ln_fvp_timeindep	0.0808	0.105	0.768	0.442	-0.125	0.287
ln_fvp_timesincepreindepwar	-0.0470	0.093	-0.508	0.611	-0.228	0.134
ln_fvp_timesinceregimechange	-0.0961	0.048	-1.999	0.046	-0.190	-0.002
fvp_demo	-0.3803	0.131	-2.893	0.004	-0.638	-0.123
fvp_semi	-0.1437	0.112	-1.280	0.201	-0.364	0.076
fvp_prop_excluded	0.0716	0.178	0.402	0.687	-0.277	0.420
ln_fvp_population200	0.2186	0.048	4.574	0.000	0.125	0.312
ssp2_edu_sec_15_24_prop	-1.0353	0.374	-2.766	0.006	-1.769	-0.302
ssp2_urban_share_iiasa	-0.0071	0.004	-1.918	0.055	-0.014	0.000

2.1.5 ns_eval

Dep. Variable:	ged_dummy_ns	**No. Observations:**	15565
Model:	Logit	**Df Residuals:**	15534
Method:	MLE	**Df Model:**	30
Date:	Sat, 27 Jul 2019	**Pseudo R-squ.:**	0.5675
Time:	16:59:29	**Log-Likelihood:**	-1810.1
converged:	True	**LL-Null:**	-4185.4

	coef	std err	z	P>|z|	[0.025	0.975]
Intercept	-9.1841	0.836	-10.989	0.000	-10.822	-7.546
l2_ged_dummy_ns	0.4958	0.104	4.787	0.000	0.293	0.699
l3_ged_dummy_ns	0.2547	0.104	2.438	0.015	0.050	0.459
l4_ged_dummy_ns	0.1614	0.106	1.521	0.128	-0.047	0.369
l5_ged_dummy_ns	0.1587	0.107	1.482	0.138	-0.051	0.368
l6_ged_dummy_ns	0.4467	0.106	4.203	0.000	0.238	0.655
l7_ged_dummy_ns	0.2930	0.107	2.727	0.006	0.082	0.504
l8_ged_dummy_ns	0.0062	0.110	0.056	0.955	-0.210	0.222
l9_ged_dummy_ns	0.1029	0.111	0.926	0.355	-0.115	0.321
l10_ged_dummy_ns	0.2695	0.111	2.432	0.015	0.052	0.487
l11_ged_dummy_ns	0.2992	0.111	2.701	0.007	0.082	0.516
l12_ged_dummy_ns	0.2275	0.109	2.085	0.037	0.014	0.441
l1_ged_dummy_sb	-0.0254	0.142	-0.178	0.858	-0.304	0.254
l1_ged_dummy_ns	0.6315	0.107	5.915	0.000	0.422	0.841
l1_ged_dummy_os	-0.0463	0.125	-0.369	0.712	-0.292	0.200
decay_12_cw_ged_dummy_sb_0	0.2373	0.189	1.256	0.209	-0.133	0.608
decay_12_cw_ged_dummy_ns_0	3.5101	0.239	14.661	0.000	3.041	3.979
decay_12_cw_ged_dummy_os_0	0.6319	0.198	3.186	0.001	0.243	1.021
fvp_lngdpcap_nonoilrent	0.1832	0.092	2.001	0.045	0.004	0.363
fvp_lngdpcap_oilrent	-0.0172	0.023	-0.750	0.453	-0.062	0.028
fvp_grgdpcap_oilrent	-0.2067	0.126	-1.635	0.102	-0.455	0.041
fvp_grgdpcap_nonoilrent	-1.5023	0.312	-4.817	0.000	-2.114	-0.891
ln_fvp_timeindep	0.0697	0.111	0.628	0.530	-0.148	0.287
ln_fvp_timesincepreindepwar	-0.0492	0.105	-0.470	0.639	-0.255	0.156
ln_fvp_timesinceregimechange	-0.0254	0.053	-0.476	0.634	-0.130	0.079
fvp_demo	-0.0830	0.162	-0.514	0.607	-0.400	0.234
fvp_semi	-0.1043	0.140	-0.743	0.457	-0.379	0.171
fvp_prop_excluded	-0.1196	0.251	-0.476	0.634	-0.612	0.373
ln_fvp_population200	0.2357	0.055	4.279	0.000	0.128	0.344
ssp2_edu_sec_15_24_prop	-0.3578	0.366	-0.976	0.329	-1.076	0.360
ssp2_urban_share_iiasa	0.0039	0.004	0.915	0.360	-0.004	0.012

2.1.6 os_eval

Dep. Variable:	ged_dummy_os	**No. Observations:**	15565
Model:	Logit	**Df Residuals:**	15534
Method:	MLE	**Df Model:**	30
Date:	Sat, 27 Jul 2019	**Pseudo R-squ.:**	0.5532
Time:	16:59:29	**Log-Likelihood:**	-2754.5
converged:	True	**LL-Null:**	-6165.4

	coef	std err	z	P>|z|	[0.025	0.975]
Intercept	-4.2715	0.677	-6.311	0.000	-5.598	-2.945
l2_ged_dummy_os	0.5460	0.087	6.267	0.000	0.375	0.717
l3_ged_dummy_os	0.3965	0.088	4.487	0.000	0.223	0.570
l4_ged_dummy_os	0.3151	0.090	3.507	0.000	0.139	0.491
l5_ged_dummy_os	0.3259	0.091	3.586	0.000	0.148	0.504
l6_ged_dummy_os	0.1244	0.093	1.338	0.181	-0.058	0.307
l7_ged_dummy_os	-0.0251	0.095	-0.264	0.792	-0.211	0.161
l8_ged_dummy_os	0.2554	0.094	2.719	0.007	0.071	0.439
l9_ged_dummy_os	0.1863	0.095	1.965	0.049	0.000	0.372
l10_ged_dummy_os	0.1315	0.096	1.374	0.170	-0.056	0.319
l11_ged_dummy_os	-0.0036	0.096	-0.037	0.970	-0.192	0.185
l12_ged_dummy_os	0.2421	0.093	2.608	0.009	0.060	0.424
l1_ged_dummy_sb	0.3723	0.108	3.457	0.001	0.161	0.583
l1_ged_dummy_ns	0.2257	0.124	1.818	0.069	-0.018	0.469
l1_ged_dummy_os	0.9914	0.089	11.165	0.000	0.817	1.165
decay_12_cw_ged_dummy_sb_0	0.7181	0.151	4.766	0.000	0.423	1.014
decay_12_cw_ged_dummy_ns_0	0.2476	0.136	1.822	0.068	-0.019	0.514
decay_12_cw_ged_dummy_os_0	2.1982	0.191	11.523	0.000	1.824	2.572
fvp_lngdpcap_nonoilrent	-0.3373	0.080	-4.223	0.000	-0.494	-0.181
fvp_lngdpcap_oilrent	0.0327	0.018	1.792	0.073	-0.003	0.068
fvp_grgdpcap_oilrent	-0.2215	0.103	-2.159	0.031	-0.423	-0.020
fvp_grgdpcap_nonoilrent	-0.5362	0.248	-2.165	0.030	-1.022	-0.051
ln_fvp_timeindep	-0.1780	0.088	-2.016	0.044	-0.351	-0.005
ln_fvp_timesincepreindepwar	0.2753	0.082	3.365	0.001	0.115	0.436
ln_fvp_timesinceregimechange	0.0190	0.043	0.443	0.657	-0.065	0.103
fvp_demo	-0.2296	0.126	-1.827	0.068	-0.476	0.017
fvp_semi	-0.0137	0.103	-0.132	0.895	-0.217	0.189
fvp_prop_excluded	0.1695	0.148	1.149	0.251	-0.120	0.459
ln_fvp_population200	0.1380	0.044	3.156	0.002	0.052	0.224
ssp2_edu_sec_15_24_prop	0.4227	0.309	1.368	0.171	-0.183	1.029
ssp2_urban_share_iiasa	0.0030	0.003	0.887	0.375	-0.004	0.010

2.2 ds_cm_canon_mean

2.2.1 sb_fcast

Dep. Variable:	ged_dummy_sb	**No. Observations:**	18481
Model:	Logit	**Df Residuals:**	18479
Method:	MLE	**Df Model:**	1
Date:	Sat, 27 Jul 2019	**Pseudo R-squ.:**	0.3401
Time:	19:38:16	**Log-Likelihood:**	-5338.7
converged:	True	**LL-Null:**	-8090.7

	coef	**std err**	**z**	**P>|z|**	**[0.025**	**0.975]**
Intercept	-3.4084	0.044	-78.130	0.000	-3.494	-3.323
mean_ged_dummy_sb	9.7614	0.163	60.052	0.000	9.443	10.080

2.2.2 ns_fcast

Dep. Variable:	ged_dummy_ns	**No. Observations:**	18481
Model:	Logit	**Df Residuals:**	18479
Method:	MLE	**Df Model:**	1
Date:	Sat, 27 Jul 2019	**Pseudo R-squ.:**	0.3532
Time:	19:38:16	**Log-Likelihood:**	-3456.4
converged:	True	**LL-Null:**	-5343.9

	coef	**std err**	**z**	**P>|z|**	**[0.025**	**0.975]**
Intercept	-3.8112	0.050	-76.071	0.000	-3.909	-3.713
mean_ged_dummy_ns	10.9340	0.202	54.200	0.000	10.539	11.329

2.2.3 os_fcast

Dep. Variable:	ged_dummy_os	**No. Observations:**	18481
Model:	Logit	**Df Residuals:**	18479
Method:	MLE	**Df Model:**	1
Date:	Sat, 27 Jul 2019	**Pseudo R-squ.:**	0.2773
Time:	19:38:16	**Log-Likelihood:**	-5565.0
converged:	True	**LL-Null:**	-7699.9

	coef	**std err**	**z**	**P>|z|**	**[0.025**	**0.975]**
Intercept	-3.3813	0.044	-76.251	0.000	-3.468	-3.294
mean_ged_dummy_os	10.2243	0.191	53.539	0.000	9.850	10.599

2.2.4 sb_eval

Dep. Variable:	ged_dummy_sb	**No. Observations:**	16213
Model:	Logit	**Df Residuals:**	16211
Method:	MLE	**Df Model:**	1
Date:	Sat, 27 Jul 2019	**Pseudo R-squ.:**	0.3527
Time:	19:33:02	**Log-Likelihood:**	-4376.0
converged:	True	**LL-Null:**	-6760.9

	coef	**std err**	**z**	**P>|z|**	**[0.025**	**0.975]**
Intercept	-3.4204	0.046	-74.068	0.000	-3.511	-3.330
mean_ged_dummy_sb	11.0427	0.197	56.001	0.000	10.656	11.429

2.2.5 ns_eval

Dep. Variable:	ged_dummy_ns	**No. Observations:**	16213
Model:	Logit	**Df Residuals:**	16211
Method:	MLE	**Df Model:**	1
Date:	Sat, 27 Jul 2019	**Pseudo R-squ.:**	0.3501
Time:	19:33:02	**Log-Likelihood:**	-2787.3
converged:	True	**LL-Null:**	-4288.7

	coef	**std err**	**z**	**P>|z|**	**[0.025**	**0.975]**
Intercept	-3.8613	0.055	-70.792	0.000	-3.968	-3.754
mean_ged_dummy_ns	12.4265	0.252	49.327	0.000	11.933	12.920

2.2.6 os_eval

Dep. Variable:	ged_dummy_os	**No. Observations:**	16213
Model:	Logit	**Df Residuals:**	16211
Method:	MLE	**Df Model:**	1
Date:	Sat, 27 Jul 2019	**Pseudo R-squ.:**	0.2780
Time:	19:33:02	**Log-Likelihood:**	-4631.8
converged:	True	**LL-Null:**	-6415.4

	coef	**std err**	**z**	**P>|z|**	**[0.025**	**0.975]**
Intercept	-3.4358	0.048	-70.970	0.000	-3.531	-3.341
mean_ged_dummy_os	11.8092	0.241	49.059	0.000	11.337	12.281

2.3 ds_cm_canon_demog

2.3.1 sb_fcast

Dep. Variable:	ged_dummy_sb	**No. Observations:**	18481
Model:	Logit	**Df Residuals:**	18477
Method:	MLE	**Df Model:**	3
Date:	Sat, 27 Jul 2019	**Pseudo R-squ.:**	0.1140
Time:	18:02:17	**Log-Likelihood:**	-7168.0
converged:	True	**LL-Null:**	-8090.7

	coef	**std err**	**z**	**P>|z|**	**[0.025**	**0.975]**
Intercept	-8.0931	0.198	-40.801	0.000	-8.482	-7.704
ln_fvp_population200	0.7175	0.020	36.113	0.000	0.679	0.756
ssp2_edu_sec_15_24_prop	-1.4696	0.129	-11.388	0.000	-1.723	-1.217
ssp2_urban_share_iiasa	0.0045	0.002	2.758	0.006	0.001	0.008

2.3.2 ns_fcast

Dep. Variable:	ged_dummy_ns	**No. Observations:**	18481
Model:	Logit	**Df Residuals:**	18477
Method:	MLE	**Df Model:**	3
Date:	Sat, 27 Jul 2019	**Pseudo R-squ.:**	0.1660
Time:	18:02:17	**Log-Likelihood:**	-4456.5
converged:	True	**LL-Null:**	-5343.9

	coef	**std err**	**z**	**P>|z|**	**[0.025**	**0.975]**
Intercept	-11.0225	0.289	-38.162	0.000	-11.589	-10.456
ln_fvp_population200	0.9154	0.028	32.166	0.000	0.860	0.971
ssp2_edu_sec_15_24_prop	0.5513	0.164	3.367	0.001	0.230	0.872
ssp2_urban_share_iiasa	-0.0083	0.002	-3.849	0.000	-0.013	-0.004

2.3.3 os_fcast

Dep. Variable:	ged_dummy_os	**No. Observations:**	18481
Model:	Logit	**Df Residuals:**	18477
Method:	MLE	**Df Model:**	3
Date:	Sat, 27 Jul 2019	**Pseudo R-squ.:**	0.1024
Time:	18:02:17	**Log-Likelihood:**	-6911.6
converged:	True	**LL-Null:**	-7699.9

	coef	**std err**	**z**	**P>|z|**	**[0.025**	**0.975]**
Intercept	-7.3538	0.197	-37.262	0.000	-7.741	-6.967
ln_fvp_population200	0.6583	0.020	33.103	0.000	0.619	0.697
ssp2_edu_sec_15_24_prop	-1.2787	0.132	-9.691	0.000	-1.537	-1.020
ssp2_urban_share_iiasa	-0.0039	0.002	-2.310	0.021	-0.007	-0.001

2.3.4 sb_eval

Dep. Variable:	ged_dummy_sb	**No. Observations:**	16213
Model:	Logit	**Df Residuals:**	16209
Method:	MLE	**Df Model:**	3
Date:	Sat, 27 Jul 2019	**Pseudo R-squ.:**	0.1124
Time:	17:52:01	**Log-Likelihood:**	-6000.6
converged:	True	**LL-Null:**	-6760.9

	coef	**std err**	**z**	**P>|z|**	**[0.025**	**0.975]**
Intercept	-7.8542	0.217	-36.120	0.000	-8.280	-7.428
ln_fvp_population200	0.7072	0.022	32.182	0.000	0.664	0.750
ssp2_edu_sec_15_24_prop	-2.0149	0.147	-13.739	0.000	-2.302	-1.727
ssp2_urban_share_iiasa	0.0028	0.002	1.518	0.129	-0.001	0.006

2.3.5 ns_eval

Dep. Variable:	ged_dummy_ns	**No. Observations:**	16213
Model:	Logit	**Df Residuals:**	16209
Method:	MLE	**Df Model:**	3
Date:	Sat, 27 Jul 2019	**Pseudo R-squ.:**	0.1830
Time:	17:52:01	**Log-Likelihood:**	-3503.9
converged:	True	**LL-Null:**	-4288.7

	coef	**std err**	**z**	**P>|z|**	**[0.025**	**0.975]**
Intercept	-11.7726	0.337	-34.939	0.000	-12.433	-11.112
ln_fvp_population200	0.9983	0.033	29.943	0.000	0.933	1.064
ssp2_edu_sec_15_24_prop	0.5542	0.188	2.951	0.003	0.186	0.922
ssp2_urban_share_iiasa	-0.0133	0.002	-5.343	0.000	-0.018	-0.008

2.3.6 os_eval

Dep. Variable:	ged_dummy_os	**No. Observations:**	16213
Model:	Logit	**Df Residuals:**	16209
Method:	MLE	**Df Model:**	3
Date:	Sat, 27 Jul 2019	**Pseudo R-squ.:**	0.09742
Time:	17:52:01	**Log-Likelihood:**	-5790.4
converged:	True	**LL-Null:**	-6415.4

	coef	**std err**	**z**	**P>|z|**	**[0.025**	**0.975]**
Intercept	-7.2727	0.216	-33.709	0.000	-7.696	-6.850
ln_fvp_population200	0.6433	0.022	29.489	0.000	0.601	0.686
ssp2_edu_sec_15_24_prop	-1.5243	0.148	-10.303	0.000	-1.814	-1.234
ssp2_urban_share_iiasa	-0.0027	0.002	-1.470	0.141	-0.006	0.001

2.4 ds_cm_canon_eco

2.4.1 sb_fcast

Dep. Variable:	ged_dummy_sb	**No. Observations:**	18481
Model:	Logit	**Df Residuals:**	18476
Method:	MLE	**Df Model:**	4
Date:	Sat, 27 Jul 2019	**Pseudo R-squ.:**	0.06112
Time:	18:23:44	**Log-Likelihood:**	-7596.2
converged:	True	**LL-Null:**	-8090.7

	coef	**std err**	**z**	**P>|z|**	**[0.025**	**0.975]**
Intercept	2.7205	0.205	13.259	0.000	2.318	3.123
fvp_lngdpcap_nonoilrent	-0.6182	0.028	-22.209	0.000	-0.673	-0.564
fvp_lngdpcap_oilrent	0.2185	0.008	27.190	0.000	0.203	0.234
fvp_grgdpcap_oilrent	-0.6293	0.067	-9.463	0.000	-0.760	-0.499
fvp_grgdpcap_nonoilrent	-0.2166	0.109	-1.986	0.047	-0.430	-0.003

2.4.2 ns_fcast

Dep. Variable:	ged_dummy_ns	**No. Observations:**	18481
Model:	Logit	**Df Residuals:**	18476
Method:	MLE	**Df Model:**	4
Date:	Sat, 27 Jul 2019	**Pseudo R-squ.:**	0.01676
Time:	18:23:44	**Log-Likelihood:**	-5254.3
converged:	True	**LL-Null:**	-5343.9

	coef	**std err**	**z**	**P>|z|**	**[0.025**	**0.975]**
Intercept	-1.0378	0.245	-4.241	0.000	-1.517	-0.558
fvp_lngdpcap_nonoilrent	-0.1986	0.032	-6.139	0.000	-0.262	-0.135
fvp_lngdpcap_oilrent	0.1130	0.010	11.582	0.000	0.094	0.132
fvp_grgdpcap_oilrent	-0.4881	0.083	-5.906	0.000	-0.650	-0.326
fvp_grgdpcap_nonoilrent	-0.3915	0.128	-3.050	0.002	-0.643	-0.140

2.4.3 os_fcast

Dep. Variable:	ged_dummy_os	**No. Observations:**	18481
Model:	Logit	**Df Residuals:**	18476
Method:	MLE	**Df Model:**	4
Date:	Sat, 27 Jul 2019	**Pseudo R-squ.:**	0.07402
Time:	18:23:44	**Log-Likelihood:**	-7130.0
converged:	True	**LL-Null:**	-7699.9

	coef	**std err**	**z**	**P>|z|**	**[0.025**	**0.975]**
Intercept	4.5555	0.226	20.177	0.000	4.113	4.998
fvp_lngdpcap_nonoilrent	-0.8675	0.031	-27.959	0.000	-0.928	-0.807
fvp_lngdpcap_oilrent	0.1992	0.009	22.689	0.000	0.182	0.216
fvp_grgdpcap_oilrent	-0.6739	0.072	-9.396	0.000	-0.814	-0.533
fvp_grgdpcap_nonoilrent	-0.2438	0.122	-2.002	0.045	-0.483	-0.005

2.4.4 sb_eval

Dep. Variable:	ged_dummy_sb	**No. Observations:**	16213
Model:	Logit	**Df Residuals:**	16208
Method:	MLE	**Df Model:**	4
Date:	Sat, 27 Jul 2019	**Pseudo R-squ.:**	0.06561
Time:	18:18:24	**Log-Likelihood:**	-6317.3
converged:	True	**LL-Null:**	-6760.9

	coef	**std err**	**z**	**P>|z|**	**[0.025**	**0.975]**
Intercept	3.3704	0.235	14.332	0.000	2.910	3.831
fvp_lngdpcap_nonoilrent	-0.7166	0.032	-22.283	0.000	-0.780	-0.654
fvp_lngdpcap_oilrent	0.2180	0.009	23.865	0.000	0.200	0.236
fvp_grgdpcap_oilrent	-0.6801	0.074	-9.207	0.000	-0.825	-0.535
fvp_grgdpcap_nonoilrent	-0.5694	0.160	-3.568	0.000	-0.882	-0.257

2.4.5 ns_eval

Dep. Variable:	ged_dummy_ns	**No. Observations:**	16213
Model:	Logit	**Df Residuals:**	16208
Method:	MLE	**Df Model:**	4
Date:	Sat, 27 Jul 2019	**Pseudo R-squ.:**	0.01165
Time:	18:18:24	**Log-Likelihood:**	-4238.8
converged:	True	**LL-Null:**	-4288.7

	coef	**std err**	**z**	**P>|z|**	**[0.025**	**0.975]**
Intercept	-1.5546	0.278	-5.598	0.000	-2.099	-1.010
fvp_lngdpcap_nonoilrent	-0.1397	0.037	-3.812	0.000	-0.212	-0.068
fvp_lngdpcap_oilrent	0.0717	0.011	6.242	0.000	0.049	0.094
fvp_grgdpcap_oilrent	-0.4968	0.094	-5.269	0.000	-0.682	-0.312
fvp_grgdpcap_nonoilrent	-0.8217	0.163	-5.027	0.000	-1.142	-0.501

2.4.6 os_eval

Dep. Variable:	ged_dummy_os	**No. Observations:**	16213
Model:	Logit	**Df Residuals:**	16208
Method:	MLE	**Df Model:**	4
Date:	Sat, 27 Jul 2019	**Pseudo R-squ.:**	0.07799
Time:	18:18:24	**Log-Likelihood:**	-5915.1
converged:	True	**LL-Null:**	-6415.4

	coef	**std err**	**z**	**P>|z|**	**[0.025**	**0.975]**
Intercept	4.7421	0.257	18.458	0.000	4.239	5.246
fvp_lngdpcap_nonoilrent	-0.9073	0.035	-25.581	0.000	-0.977	-0.838
fvp_lngdpcap_oilrent	0.2002	0.010	20.204	0.000	0.181	0.220
fvp_grgdpcap_oilrent	-0.6971	0.079	-8.839	0.000	-0.852	-0.542
fvp_grgdpcap_nonoilrent	-0.9479	0.186	-5.092	0.000	-1.313	-0.583

2.5 ds_cm_canon_hist

2.5.1 sb_fcast

Dep. Variable:	ged_dummy_sb	**No. Observations:**	17833
Model:	Logit	**Df Residuals:**	17815
Method:	MLE	**Df Model:**	17
Date:	Sat, 27 Jul 2019	**Pseudo R-squ.:**	0.6487
Time:	18:39:54	**Log-Likelihood:**	-2759.7
converged:	True	**LL-Null:**	-7856.7

	coef	**std err**	**z**	**P>|z|**	**[0.025**	**0.975]**
Intercept	-5.2351	0.118	-44.409	0.000	-5.466	-5.004
l2_ged_dummy_sb	0.5977	0.087	6.908	0.000	0.428	0.767
l3_ged_dummy_sb	0.5652	0.087	6.468	0.000	0.394	0.736
l4_ged_dummy_sb	0.3512	0.090	3.915	0.000	0.175	0.527
l5_ged_dummy_sb	0.1579	0.093	1.706	0.088	-0.023	0.339
l6_ged_dummy_sb	0.3082	0.093	3.308	0.001	0.126	0.491
l7_ged_dummy_sb	0.1764	0.095	1.859	0.063	-0.010	0.362
l8_ged_dummy_sb	0.1363	0.096	1.414	0.157	-0.053	0.325
l9_ged_dummy_sb	0.1283	0.098	1.311	0.190	-0.063	0.320
l10_ged_dummy_sb	0.1504	0.098	1.530	0.126	-0.042	0.343
l11_ged_dummy_sb	0.0990	0.099	1.001	0.317	-0.095	0.293
l12_ged_dummy_sb	0.3474	0.094	3.681	0.000	0.162	0.532
l1_ged_dummy_sb	0.9725	0.088	11.103	0.000	0.801	1.144
l1_ged_dummy_ns	0.0772	0.127	0.609	0.542	-0.171	0.325
l1_ged_dummy_os	0.5259	0.098	5.387	0.000	0.335	0.717
decay_12_cw_ged_dummy_sb_0	3.0982	0.187	16.578	0.000	2.732	3.464
decay_12_cw_ged_dummy_ns_0	0.2212	0.128	1.721	0.085	-0.031	0.473
decay_12_cw_ged_dummy_os_0	0.3446	0.149	2.306	0.021	0.052	0.637

2.5.2 ns_fcast

Dep. Variable:	ged_dummy_ns	**No. Observations:**	17833
Model:	Logit	**Df Residuals:**	17815
Method:	MLE	**Df Model:**	17
Date:	Sat, 27 Jul 2019	**Pseudo R-squ.:**	0.5844
Time:	18:39:54	**Log-Likelihood:**	-2176.0
converged:	True	**LL-Null:**	-5236.3

	coef	**std err**	**z**	**P>|z|**	**[0.025**	**0.975]**
Intercept	-5.6453	0.134	-42.238	0.000	-5.907	-5.383
l2_ged_dummy_ns	0.4975	0.095	5.253	0.000	0.312	0.683
l3_ged_dummy_ns	0.2545	0.096	2.651	0.008	0.066	0.443
l4_ged_dummy_ns	0.2608	0.097	2.690	0.007	0.071	0.451
l5_ged_dummy_ns	0.1696	0.098	1.722	0.085	-0.023	0.363
l6_ged_dummy_ns	0.4158	0.098	4.254	0.000	0.224	0.607
l7_ged_dummy_ns	0.3652	0.098	3.708	0.000	0.172	0.558
l8_ged_dummy_ns	0.0644	0.101	0.637	0.524	-0.134	0.263
l9_ged_dummy_ns	0.1699	0.102	1.674	0.094	-0.029	0.369
l10_ged_dummy_ns	0.3171	0.101	3.130	0.002	0.119	0.516
l11_ged_dummy_ns	0.2938	0.101	2.894	0.004	0.095	0.493
l12_ged_dummy_ns	0.2834	0.100	2.845	0.004	0.088	0.479
l1_ged_dummy_sb	0.1395	0.125	1.114	0.265	-0.106	0.385
l1_ged_dummy_ns	0.6395	0.097	6.594	0.000	0.449	0.830
l1_ged_dummy_os	0.0067	0.111	0.061	0.952	-0.210	0.224
decay_12_cw_ged_dummy_sb_0	0.1106	0.164	0.674	0.500	-0.211	0.432
decay_12_cw_ged_dummy_ns_0	3.5354	0.209	16.916	0.000	3.126	3.945
decay_12_cw_ged_dummy_os_0	0.6313	0.178	3.547	0.000	0.283	0.980

2.5.3 os_fcast

Dep. Variable:	ged_dummy_os	**No. Observations:**	17833
Model:	Logit	**Df Residuals:**	17815
Method:	MLE	**Df Model:**	17
Date:	Sat, 27 Jul 2019	**Pseudo R-squ.:**	0.5544
Time:	18:39:54	**Log-Likelihood:**	-3319.5
converged:	True	**LL-Null:**	-7449.2

	coef	**std err**	**z**	**P>|z|**	**[0.025**	**0.975]**
Intercept	-4.7920	0.099	-48.596	0.000	-4.985	-4.599
l2_ged_dummy_os	0.5867	0.079	7.383	0.000	0.431	0.742
l3_ged_dummy_os	0.4152	0.081	5.133	0.000	0.257	0.574
l4_ged_dummy_os	0.3791	0.082	4.611	0.000	0.218	0.540
l5_ged_dummy_os	0.3462	0.084	4.145	0.000	0.182	0.510
l6_ged_dummy_os	0.0959	0.086	1.116	0.264	-0.072	0.264
l7_ged_dummy_os	0.0968	0.087	1.115	0.265	-0.073	0.267
l8_ged_dummy_os	0.1573	0.087	1.811	0.070	-0.013	0.328
l9_ged_dummy_os	0.1728	0.087	1.980	0.048	0.002	0.344
l10_ged_dummy_os	0.1971	0.087	2.254	0.024	0.026	0.369
l11_ged_dummy_os	0.0510	0.088	0.580	0.562	-0.121	0.223
l12_ged_dummy_os	0.2661	0.085	3.134	0.002	0.100	0.433
l1_ged_dummy_sb	0.3703	0.094	3.942	0.000	0.186	0.554
l1_ged_dummy_ns	0.1629	0.110	1.487	0.137	-0.052	0.378
l1_ged_dummy_os	0.9971	0.080	12.387	0.000	0.839	1.155
decay_12_cw_ged_dummy_sb_0	0.5903	0.130	4.538	0.000	0.335	0.845
decay_12_cw_ged_dummy_ns_0	0.3334	0.115	2.896	0.004	0.108	0.559
decay_12_cw_ged_dummy_os_0	2.2975	0.166	13.809	0.000	1.971	2.624

2.5.4 sb_eval

Dep. Variable:	ged_dummy_sb	**No. Observations:**	15565
Model:	Logit	**Df Residuals:**	15547
Method:	MLE	**Df Model:**	17
Date:	Sat, 27 Jul 2019	**Pseudo R-squ.:**	0.6431
Time:	18:29:06	**Log-Likelihood:**	-2330.4
converged:	True	**LL-Null:**	-6529.4

	coef	**std err**	**z**	**P>|z|**	**[0.025**	**0.975]**
Intercept	-5.2927	0.128	-41.240	0.000	-5.544	-5.041
l2_ged_dummy_sb	0.5973	0.095	6.299	0.000	0.411	0.783
l3_ged_dummy_sb	0.6142	0.096	6.425	0.000	0.427	0.802
l4_ged_dummy_sb	0.3595	0.098	3.651	0.000	0.167	0.552
l5_ged_dummy_sb	0.1436	0.102	1.413	0.158	-0.056	0.343
l6_ged_dummy_sb	0.2356	0.103	2.293	0.022	0.034	0.437
l7_ged_dummy_sb	0.1740	0.104	1.667	0.096	-0.031	0.379
l8_ged_dummy_sb	0.0701	0.106	0.659	0.510	-0.139	0.279
l9_ged_dummy_sb	0.0952	0.108	0.883	0.377	-0.116	0.307
l10_ged_dummy_sb	0.1449	0.108	1.340	0.180	-0.067	0.357
l11_ged_dummy_sb	0.1398	0.109	1.287	0.198	-0.073	0.353
l12_ged_dummy_sb	0.3784	0.103	3.657	0.000	0.176	0.581
l1_ged_dummy_sb	1.0261	0.096	10.691	0.000	0.838	1.214
l1_ged_dummy_ns	0.0440	0.143	0.308	0.758	-0.236	0.324
l1_ged_dummy_os	0.4691	0.108	4.352	0.000	0.258	0.680
decay_12_cw_ged_dummy_sb_0	3.1372	0.202	15.514	0.000	2.741	3.534
decay_12_cw_ged_dummy_ns_0	0.2424	0.140	1.737	0.082	-0.031	0.516
decay_12_cw_ged_dummy_os_0	0.4029	0.162	2.491	0.013	0.086	0.720

2.5.5 ns_eval

Dep. Variable:	ged_dummy_ns	**No. Observations:**	15565
Model:	Logit	**Df Residuals:**	15547
Method:	MLE	**Df Model:**	17
Date:	Sat, 27 Jul 2019	**Pseudo R-squ.:**	0.5623
Time:	18:29:06	**Log-Likelihood:**	-1832.0
converged:	True	**LL-Null:**	-4185.4

	coef	**std err**	**z**	**P>|z|**	**[0.025**	**0.975]**
Intercept	-5.6963	0.146	-39.045	0.000	-5.982	-5.410
l2_ged_dummy_ns	0.5094	0.103	4.957	0.000	0.308	0.711
l3_ged_dummy_ns	0.2728	0.104	2.626	0.009	0.069	0.476
l4_ged_dummy_ns	0.1862	0.105	1.766	0.077	-0.020	0.393
l5_ged_dummy_ns	0.1827	0.107	1.715	0.086	-0.026	0.391
l6_ged_dummy_ns	0.4679	0.106	4.430	0.000	0.261	0.675
l7_ged_dummy_ns	0.3242	0.107	3.041	0.002	0.115	0.533
l8_ged_dummy_ns	0.0334	0.110	0.304	0.761	-0.181	0.248
l9_ged_dummy_ns	0.1263	0.110	1.144	0.253	-0.090	0.343
l10_ged_dummy_ns	0.2952	0.110	2.677	0.007	0.079	0.511
l11_ged_dummy_ns	0.3223	0.110	2.926	0.003	0.106	0.538
l12_ged_dummy_ns	0.2548	0.108	2.352	0.019	0.042	0.467
l1_ged_dummy_sb	0.1095	0.140	0.785	0.433	-0.164	0.383
l1_ged_dummy_ns	0.6408	0.105	6.074	0.000	0.434	0.848
l1_ged_dummy_os	-0.0986	0.122	-0.810	0.418	-0.337	0.140
decay_12_cw_ged_dummy_sb_0	0.0550	0.174	0.315	0.752	-0.287	0.397
decay_12_cw_ged_dummy_ns_0	3.7116	0.229	16.202	0.000	3.263	4.161
decay_12_cw_ged_dummy_os_0	0.6342	0.185	3.420	0.001	0.271	0.998

2.5.6 os_eval

Dep. Variable:	ged_dummy_os	**No. Observations:**	15565
Model:	Logit	**Df Residuals:**	15547
Method:	MLE	**Df Model:**	17
Date:	Sat, 27 Jul 2019	**Pseudo R-squ.:**	0.5482
Time:	18:29:06	**Log-Likelihood:**	-2785.5
converged:	True	**LL-Null:**	-6165.4

	coef	**std err**	**z**	**P>|z|**	**[0.025**	**0.975]**
Intercept	-4.9330	0.111	-44.329	0.000	-5.151	-4.715
l2_ged_dummy_os	0.5535	0.086	6.401	0.000	0.384	0.723
l3_ged_dummy_os	0.4089	0.088	4.656	0.000	0.237	0.581
l4_ged_dummy_os	0.3395	0.089	3.800	0.000	0.164	0.515
l5_ged_dummy_os	0.3370	0.090	3.725	0.000	0.160	0.514
l6_ged_dummy_os	0.1344	0.093	1.450	0.147	-0.047	0.316
l7_ged_dummy_os	-0.0060	0.095	-0.063	0.950	-0.192	0.180
l8_ged_dummy_os	0.2659	0.094	2.839	0.005	0.082	0.449
l9_ged_dummy_os	0.1984	0.095	2.100	0.036	0.013	0.384
l10_ged_dummy_os	0.1450	0.095	1.519	0.129	-0.042	0.332
l11_ged_dummy_os	0.0137	0.096	0.143	0.886	-0.174	0.202
l12_ged_dummy_os	0.2632	0.092	2.850	0.004	0.082	0.444
l1_ged_dummy_sb	0.4179	0.104	4.035	0.000	0.215	0.621
l1_ged_dummy_ns	0.1825	0.122	1.497	0.134	-0.056	0.421
l1_ged_dummy_os	0.9875	0.088	11.253	0.000	0.815	1.159
decay_12_cw_ged_dummy_sb_0	0.5703	0.141	4.052	0.000	0.294	0.846
decay_12_cw_ged_dummy_ns_0	0.3657	0.125	2.929	0.003	0.121	0.610
decay_12_cw_ged_dummy_os_0	2.4904	0.183	13.573	0.000	2.131	2.850

2.6 ds_cm_canon_inst

2.6.1 sb_fcast

Dep. Variable:	ged_dummy_sb	**No. Observations:**	18481
Model:	Logit	**Df Residuals:**	18474
Method:	MLE	**Df Model:**	6
Date:	Sat, 27 Jul 2019	**Pseudo R-squ.:**	0.05803
Time:	19:12:02	**Log-Likelihood:**	-7621.2
converged:	True	**LL-Null:**	-8090.7

	coef	**std err**	**z**	**P>|z|**	**[0.025**	**0.975]**
Intercept	-2.3066	0.184	-12.518	0.000	-2.668	-1.945
ln_fvp_timeindep	0.6969	0.049	14.084	0.000	0.600	0.794
ln_fvp_timesincepreindepwar	-0.1124	0.046	-2.427	0.015	-0.203	-0.022
ln_fvp_timesinceregimechange	-0.2939	0.021	-14.070	0.000	-0.335	-0.253
fvp_demo	-1.6270	0.069	-23.646	0.000	-1.762	-1.492
fvp_semi	-0.7845	0.055	-14.216	0.000	-0.893	-0.676
fvp_prop_excluded	0.4104	0.085	4.838	0.000	0.244	0.577

2.6.2 ns_fcast

Dep. Variable:	ged_dummy_ns	**No. Observations:**	18481
Model:	Logit	**Df Residuals:**	18474
Method:	MLE	**Df Model:**	6
Date:	Sat, 27 Jul 2019	**Pseudo R-squ.:**	0.04833
Time:	19:12:02	**Log-Likelihood:**	-5085.6
converged:	True	**LL-Null:**	-5343.9

	coef	**std err**	**z**	**P>|z|**	**[0.025**	**0.975]**
Intercept	-5.7125	0.307	-18.620	0.000	-6.314	-5.111
ln_fvp_timeindep	0.9861	0.062	15.942	0.000	0.865	1.107
ln_fvp_timesincepreindepwar	0.2199	0.069	3.197	0.001	0.085	0.355
ln_fvp_timesinceregimechange	-0.2285	0.026	-8.657	0.000	-0.280	-0.177
fvp_demo	-1.0258	0.081	-12.589	0.000	-1.185	-0.866
fvp_semi	-0.9688	0.075	-12.922	0.000	-1.116	-0.822
fvp_prop_excluded	-0.5742	0.138	-4.171	0.000	-0.844	-0.304

2.6.3 os_fcast

Dep. Variable:	ged_dummy_os	**No. Observations:**	18481
Model:	Logit	**Df Residuals:**	18474
Method:	MLE	**Df Model:**	6
Date:	Sat, 27 Jul 2019	**Pseudo R-squ.:**	0.04745
Time:	19:12:02	**Log-Likelihood:**	-7334.6
converged:	True	**LL-Null:**	-7699.9

	coef	**std err**	**z**	**P>|z|**	**[0.025**	**0.975]**
Intercept	-3.8135	0.220	-17.312	0.000	-4.245	-3.382
ln_fvp_timeindep	0.4736	0.051	9.208	0.000	0.373	0.574
ln_fvp_timesincepreindepwar	0.3585	0.051	7.057	0.000	0.259	0.458
ln_fvp_timesinceregimechange	-0.2385	0.021	-11.174	0.000	-0.280	-0.197
fvp_demo	-1.4664	0.070	-21.024	0.000	-1.603	-1.330
fvp_semi	-0.6667	0.057	-11.661	0.000	-0.779	-0.555
fvp_prop_excluded	0.4368	0.087	5.042	0.000	0.267	0.607

2.6.4 sb_eval

Dep. Variable:	ged_dummy_sb	**No. Observations:**	16213
Model:	Logit	**Df Residuals:**	16206
Method:	MLE	**Df Model:**	6
Date:	Sat, 27 Jul 2019	**Pseudo R-squ.:**	0.06614
Time:	18:55:49	**Log-Likelihood:**	-6313.7
converged:	True	**LL-Null:**	-6760.9

	coef	**std err**	**z**	**P>|z|**	**[0.025**	**0.975]**
Intercept	-2.4849	0.204	-12.152	0.000	-2.886	-2.084
ln_fvp_timeindep	0.6946	0.054	12.877	0.000	0.589	0.800
ln_fvp_timesincepreindepwar	-0.0516	0.050	-1.022	0.307	-0.150	0.047
ln_fvp_timesinceregimechange	-0.3295	0.025	-12.936	0.000	-0.379	-0.280
fvp_demo	-1.8161	0.077	-23.486	0.000	-1.968	-1.665
fvp_semi	-0.8429	0.059	-14.263	0.000	-0.959	-0.727
fvp_prop_excluded	0.4863	0.089	5.448	0.000	0.311	0.661

2.6.5 ns_eval

Dep. Variable:	ged_dummy_ns	**No. Observations:**	16213
Model:	Logit	**Df Residuals:**	16206
Method:	MLE	**Df Model:**	6
Date:	Sat, 27 Jul 2019	**Pseudo R-squ.:**	0.05485
Time:	18:55:49	**Log-Likelihood:**	-4053.5
converged:	True	**LL-Null:**	-4288.7

	coef	**std err**	**z**	**P>|z|**	**[0.025**	**0.975]**
Intercept	-6.7053	0.363	-18.447	0.000	-7.418	-5.993
ln_fvp_timeindep	1.0629	0.068	15.627	0.000	0.930	1.196
ln_fvp_timesincepreindepwar	0.3493	0.080	4.352	0.000	0.192	0.507
ln_fvp_timesinceregimechange	-0.1906	0.033	-5.719	0.000	-0.256	-0.125
fvp_demo	-1.0960	0.090	-12.155	0.000	-1.273	-0.919
fvp_semi	-1.0616	0.082	-12.932	0.000	-1.222	-0.901
fvp_prop_excluded	-0.5345	0.153	-3.502	0.000	-0.834	-0.235

2.6.6 os_eval

Dep. Variable:	ged_dummy_os	**No. Observations:**	16213
Model:	Logit	**Df Residuals:**	16206
Method:	MLE	**Df Model:**	6
Date:	Sat, 27 Jul 2019	**Pseudo R-squ.:**	0.05367
Time:	18:55:49	**Log-Likelihood:**	-6071.1
converged:	True	**LL-Null:**	-6415.4

	coef	**std err**	**z**	**P>|z|**	**[0.025**	**0.975]**
Intercept	-4.2221	0.249	-16.981	0.000	-4.709	-3.735
ln_fvp_timeindep	0.4739	0.056	8.389	0.000	0.363	0.585
ln_fvp_timesincepreindepwar	0.4428	0.056	7.892	0.000	0.333	0.553
ln_fvp_timesinceregimechange	-0.2340	0.026	-8.976	0.000	-0.285	-0.183
fvp_demo	-1.6000	0.077	-20.649	0.000	-1.752	-1.448
fvp_semi	-0.7181	0.061	-11.742	0.000	-0.838	-0.598
fvp_prop_excluded	0.5378	0.091	5.889	0.000	0.359	0.717

2.7 ds_cm_acled_base

2.7.1 sb_fcast

Dep. Variable:	ged_dummy_sb	**No. Observations:**	14245
Model:	Logit	**Df Residuals:**	14212
Method:	MLE	**Df Model:**	32
Date:	Sat, 27 Jul 2019	**Pseudo R-squ.:**	0.6640
Time:	15:46:25	**Log-Likelihood:**	-2151.6
converged:	True	**LL-Null:**	-6403.5

	coef	std err	z	P>|z|	[0.025	0.975]
Intercept	-7.0759	0.758	-9.340	0.000	-8.561	-5.591
l2_ged_dummy_sb	0.5999	0.099	6.065	0.000	0.406	0.794
l3_ged_dummy_sb	0.5405	0.100	5.392	0.000	0.344	0.737
l4_ged_dummy_sb	0.2842	0.103	2.753	0.006	0.082	0.487
l5_ged_dummy_sb	0.1387	0.106	1.307	0.191	-0.069	0.347
l6_ged_dummy_sb	0.3011	0.106	2.828	0.005	0.092	0.510
l7_ged_dummy_sb	0.1693	0.108	1.564	0.118	-0.043	0.382
l8_ged_dummy_sb	0.1514	0.110	1.377	0.168	-0.064	0.367
l9_ged_dummy_sb	0.1247	0.112	1.114	0.265	-0.095	0.344
l10_ged_dummy_sb	0.0954	0.113	0.846	0.397	-0.126	0.316
l11_ged_dummy_sb	0.1330	0.112	1.182	0.237	-0.087	0.353
l12_ged_dummy_sb	0.3654	0.108	3.396	0.001	0.154	0.576
l1_ged_dummy_sb	0.9349	0.100	9.335	0.000	0.739	1.131
l1_ged_dummy_ns	-0.0656	0.141	-0.466	0.641	-0.342	0.210
l1_ged_dummy_os	0.5424	0.112	4.828	0.000	0.322	0.763
l1_acled_dummy_pr	0.2937	0.113	2.601	0.009	0.072	0.515
decay_12_cw_ged_dummy_sb_0	2.8895	0.212	13.633	0.000	2.474	3.305
decay_12_cw_ged_dummy_ns_0	0.2405	0.156	1.539	0.124	-0.066	0.547
decay_12_cw_ged_dummy_os_0	0.4100	0.176	2.326	0.020	0.065	0.755
decay_12_cw_acled_dummy_pr_0	-0.2331	0.196	-1.188	0.235	-0.618	0.152
fvp_lngdpcap_nonoilrent	0.1474	0.090	1.639	0.101	-0.029	0.324
fvp_lngdpcap_oilrent	0.0196	0.020	0.990	0.322	-0.019	0.059
fvp_grgdpcap_oilrent	-0.0623	0.098	-0.636	0.525	-0.254	0.130
fvp_grgdpcap_nonoilrent	-0.4832	0.341	-1.418	0.156	-1.151	0.185
ln_fvp_timeindep	0.0571	0.116	0.490	0.624	-0.171	0.285
ln_fvp_timesincepreindepwar	-0.1074	0.101	-1.065	0.287	-0.305	0.090
ln_fvp_timesinceregimechange	-0.0110	0.042	-0.264	0.792	-0.093	0.071
fvp_demo	-0.1605	0.143	-1.122	0.262	-0.441	0.120
fvp_semi	-0.0261	0.125	-0.208	0.835	-0.272	0.220
fvp_prop_excluded	-0.0834	0.199	-0.419	0.676	-0.474	0.307
ln_fvp_population200	0.1522	0.045	3.357	0.001	0.063	0.241
ssp2_edu_sec_15_24_prop	-0.7685	0.352	-2.186	0.029	-1.457	-0.079
ssp2_urban_share_iiasa	0.0008	0.004	0.211	0.833	-0.007	0.008

2.7.2 ns_fcast

Dep. Variable:	ged_dummy_ns	**No. Observations:**	14245
Model:	Logit	**Df Residuals:**	14212
Method:	MLE	**Df Model:**	32
Date:	Sat, 27 Jul 2019	**Pseudo R-squ.:**	0.6026
Time:	15:46:25	**Log-Likelihood:**	-1734.4
converged:	True	**LL-Null:**	-4364.8

	coef	std err	z	P>|z|	[0.025	0.975]
Intercept	-7.2521	0.790	-9.182	0.000	-8.800	-5.704
l2_ged_dummy_ns	0.5153	0.104	4.958	0.000	0.312	0.719
l3_ged_dummy_ns	0.2596	0.105	2.476	0.013	0.054	0.465
l4_ged_dummy_ns	0.2737	0.106	2.593	0.010	0.067	0.481
l5_ged_dummy_ns	0.1063	0.108	0.987	0.324	-0.105	0.317
l6_ged_dummy_ns	0.3156	0.107	2.937	0.003	0.105	0.526
l7_ged_dummy_ns	0.3026	0.108	2.793	0.005	0.090	0.515
l8_ged_dummy_ns	0.0463	0.111	0.418	0.676	-0.171	0.263
l9_ged_dummy_ns	0.1734	0.110	1.571	0.116	-0.043	0.390
l10_ged_dummy_ns	0.3057	0.110	2.778	0.005	0.090	0.521
l11_ged_dummy_ns	0.2668	0.111	2.410	0.016	0.050	0.484
l12_ged_dummy_ns	0.1718	0.109	1.572	0.116	-0.042	0.386
l1_ged_dummy_sb	0.0876	0.138	0.636	0.525	-0.182	0.358
l1_ged_dummy_ns	0.5870	0.107	5.477	0.000	0.377	0.797
l1_ged_dummy_os	0.0341	0.126	0.271	0.786	-0.213	0.281
l1_acled_dummy_pr	0.6256	0.132	4.745	0.000	0.367	0.884
decay_12_cw_ged_dummy_sb_0	0.3718	0.200	1.855	0.064	-0.021	0.765
decay_12_cw_ged_dummy_ns_0	3.3825	0.243	13.906	0.000	2.906	3.859
decay_12_cw_ged_dummy_os_0	0.5300	0.217	2.443	0.015	0.105	0.955
decay_12_cw_acled_dummy_pr_0	-0.7545	0.250	-3.023	0.003	-1.244	-0.265
fvp_lngdpcap_nonoilrent	0.0423	0.091	0.464	0.643	-0.136	0.221
fvp_lngdpcap_oilrent	0.0246	0.023	1.049	0.294	-0.021	0.070
fvp_grgdpcap_oilrent	-0.1015	0.123	-0.825	0.409	-0.343	0.140
fvp_grgdpcap_nonoilrent	-0.7882	0.361	-2.183	0.029	-1.496	-0.081
ln_fvp_timeindep	0.0283	0.130	0.217	0.828	-0.227	0.284
ln_fvp_timesincepreindepwar	-0.0313	0.111	-0.281	0.779	-0.250	0.187
ln_fvp_timesinceregimechange	-0.0314	0.048	-0.655	0.512	-0.125	0.062
fvp_demo	0.1524	0.162	0.940	0.347	-0.165	0.470
fvp_semi	0.0968	0.150	0.645	0.519	-0.197	0.391
fvp_prop_excluded	-0.4479	0.303	-1.478	0.139	-1.042	0.146
ln_fvp_population200	0.1638	0.051	3.206	0.001	0.064	0.264
ssp2_edu_sec_15_24_prop	-0.3091	0.346	-0.894	0.372	-0.987	0.369
ssp2_urban_share_iiasa	0.0042	0.004	0.953	0.341	-0.004	0.013

2.7.3 os_fcast

Dep. Variable:	ged_dummy_os	**No. Observations:**	14245
Model:	Logit	**Df Residuals:**	14212
Method:	MLE	**Df Model:**	32
Date:	Sat, 27 Jul 2019	**Pseudo R-squ.:**	0.5808
Time:	15:46:25	**Log-Likelihood:**	-2514.2
converged:	True	**LL-Null:**	-5997.6

	coef	std err	z	P>|z|	[0.025	0.975]
Intercept	-3.7881	0.645	-5.870	0.000	-5.053	-2.523
l2_ged_dummy_os	0.5213	0.092	5.662	0.000	0.341	0.702
l3_ged_dummy_os	0.4015	0.093	4.300	0.000	0.218	0.584
l4_ged_dummy_os	0.3729	0.095	3.939	0.000	0.187	0.558
l5_ged_dummy_os	0.3307	0.096	3.435	0.001	0.142	0.519
l6_ged_dummy_os	0.1162	0.099	1.177	0.239	-0.077	0.310
l7_ged_dummy_os	0.0468	0.101	0.465	0.642	-0.150	0.244
l8_ged_dummy_os	0.0915	0.101	0.908	0.364	-0.106	0.289
l9_ged_dummy_os	0.1912	0.101	1.900	0.057	-0.006	0.388
l10_ged_dummy_os	0.1945	0.101	1.928	0.054	-0.003	0.392
l11_ged_dummy_os	0.0407	0.102	0.401	0.689	-0.158	0.240
l12_ged_dummy_os	0.1971	0.098	2.002	0.045	0.004	0.390
l1_ged_dummy_sb	0.3442	0.109	3.157	0.002	0.130	0.558
l1_ged_dummy_ns	0.2225	0.125	1.780	0.075	-0.022	0.467
l1_ged_dummy_os	0.9748	0.093	10.469	0.000	0.792	1.157
l1_acled_dummy_pr	0.1018	0.100	1.014	0.311	-0.095	0.299
decay_12_cw_ged_dummy_sb_0	0.9252	0.156	5.912	0.000	0.618	1.232
decay_12_cw_ged_dummy_ns_0	0.1433	0.143	1.000	0.317	-0.138	0.424
decay_12_cw_ged_dummy_os_0	1.8687	0.193	9.689	0.000	1.491	2.247
decay_12_cw_acled_dummy_pr_0	0.3540	0.199	1.780	0.075	-0.036	0.744
fvp_lngdpcap_nonoilrent	-0.3852	0.076	-5.059	0.000	-0.534	-0.236
fvp_lngdpcap_oilrent	0.0382	0.019	2.036	0.042	0.001	0.075
fvp_grgdpcap_oilrent	-0.2256	0.103	-2.195	0.028	-0.427	-0.024
fvp_grgdpcap_nonoilrent	0.0442	0.279	0.158	0.874	-0.503	0.591
ln_fvp_timeindep	-0.4107	0.108	-3.801	0.000	-0.623	-0.199
ln_fvp_timesincepreindepwar	0.3706	0.094	3.950	0.000	0.187	0.554
ln_fvp_timesinceregimechange	-0.0086	0.039	-0.222	0.825	-0.084	0.067
fvp_demo	-0.2529	0.141	-1.792	0.073	-0.529	0.024
fvp_semi	0.0383	0.123	0.311	0.756	-0.203	0.280
fvp_prop_excluded	-0.0256	0.174	-0.147	0.883	-0.366	0.315
ln_fvp_population200	0.1712	0.043	3.943	0.000	0.086	0.256
ssp2_edu_sec_15_24_prop	0.2911	0.286	1.019	0.308	-0.269	0.851
ssp2_urban_share_iiasa	0.0033	0.004	0.933	0.351	-0.004	0.010

2.7.4 pr_fcast

Dep. Variable:	acled_dummy_pr	**No. Observations:**	14245
Model:	Logit	**Df Residuals:**	14212
Method:	MLE	**Df Model:**	32
Date:	Sat, 27 Jul 2019	**Pseudo R-squ.:**	0.4093
Time:	15:46:25	**Log-Likelihood:**	-5634.1
converged:	True	**LL-Null:**	-9538.0

	coef	std err	z	P>|z|	[0.025	0.975]
Intercept	-4.0330	0.435	-9.279	0.000	-4.885	-3.181
l2_acled_dummy_pr	0.5173	0.057	9.051	0.000	0.405	0.629
l3_acled_dummy_pr	0.3900	0.057	6.814	0.000	0.278	0.502
l4_acled_dummy_pr	0.3475	0.057	6.052	0.000	0.235	0.460
l5_acled_dummy_pr	0.2471	0.058	4.262	0.000	0.133	0.361
l6_acled_dummy_pr	0.3813	0.058	6.622	0.000	0.268	0.494
l7_acled_dummy_pr	0.2383	0.058	4.090	0.000	0.124	0.352
l8_acled_dummy_pr	0.2885	0.058	4.958	0.000	0.174	0.403
l9_acled_dummy_pr	0.2281	0.059	3.892	0.000	0.113	0.343
l10_acled_dummy_pr	0.1408	0.059	2.383	0.017	0.025	0.257
l11_acled_dummy_pr	0.4601	0.058	7.979	0.000	0.347	0.573
l12_acled_dummy_pr	0.3405	0.058	5.917	0.000	0.228	0.453
l1_ged_dummy_sb	-0.0260	0.102	-0.255	0.799	-0.226	0.174
l1_ged_dummy_ns	0.1360	0.121	1.129	0.259	-0.100	0.372
l1_ged_dummy_os	-0.0907	0.096	-0.949	0.343	-0.278	0.097
l1_acled_dummy_pr	0.7854	0.059	13.352	0.000	0.670	0.901
decay_12_cw_ged_dummy_sb_0	0.0284	0.109	0.260	0.795	-0.186	0.243
decay_12_cw_ged_dummy_ns_0	0.1359	0.115	1.184	0.237	-0.089	0.361
decay_12_cw_ged_dummy_os_0	0.1290	0.105	1.227	0.220	-0.077	0.335
decay_12_cw_acled_dummy_pr_0	0.6630	0.141	4.698	0.000	0.386	0.940
fvp_lngdpcap_nonoilrent	-0.1150	0.047	-2.467	0.014	-0.206	-0.024
fvp_lngdpcap_oilrent	-0.0027	0.012	-0.224	0.823	-0.026	0.021
fvp_grgdpcap_oilrent	-0.1465	0.071	-2.070	0.038	-0.285	-0.008
fvp_grgdpcap_nonoilrent	-0.1107	0.163	-0.679	0.497	-0.430	0.209
ln_fvp_timeindep	0.1296	0.070	1.860	0.063	-0.007	0.266
ln_fvp_timesincepreindepwar	-0.0519	0.059	-0.885	0.376	-0.167	0.063
ln_fvp_timesinceregimechange	-0.0067	0.028	-0.242	0.809	-0.061	0.047
fvp_demo	0.0692	0.095	0.732	0.464	-0.116	0.255
fvp_semi	-0.0118	0.086	-0.137	0.891	-0.180	0.157
fvp_prop_excluded	0.0850	0.117	0.728	0.467	-0.144	0.314
ln_fvp_population200	0.1617	0.023	6.986	0.000	0.116	0.207
ssp2_edu_sec_15_24_prop	0.9128	0.186	4.896	0.000	0.547	1.278
ssp2_urban_share_iiasa	0.0022	0.002	1.053	0.292	-0.002	0.006

2.7.5 sb_eval

Dep. Variable:	ged_dummy_sb	**No. Observations:**	11977
Model:	Logit	**Df Residuals:**	11944
Method:	MLE	**Df Model:**	32
Date:	Sat, 27 Jul 2019	**Pseudo R-squ.:**	0.6625
Time:	15:15:51	**Log-Likelihood:**	-1715.3
converged:	True	**LL-Null:**	-5082.6

	coef	std err	z	P>|z|	[0.025	0.975]
Intercept	-8.0236	0.958	-8.373	0.000	-9.902	-6.145
l2_ged_dummy_sb	0.5874	0.112	5.237	0.000	0.368	0.807
l3_ged_dummy_sb	0.5987	0.113	5.283	0.000	0.377	0.821
l4_ged_dummy_sb	0.2740	0.117	2.334	0.020	0.044	0.504
l5_ged_dummy_sb	0.1091	0.121	0.903	0.366	-0.128	0.346
l6_ged_dummy_sb	0.2031	0.122	1.669	0.095	-0.035	0.441
l7_ged_dummy_sb	0.1624	0.123	1.316	0.188	-0.079	0.404
l8_ged_dummy_sb	0.0731	0.126	0.582	0.561	-0.173	0.320
l9_ged_dummy_sb	0.0764	0.128	0.597	0.550	-0.174	0.327
l10_ged_dummy_sb	0.0715	0.128	0.558	0.577	-0.180	0.323
l11_ged_dummy_sb	0.2090	0.128	1.638	0.101	-0.041	0.459
l12_ged_dummy_sb	0.4285	0.122	3.522	0.000	0.190	0.667
l1_ged_dummy_sb	0.9860	0.114	8.683	0.000	0.763	1.209
l1_ged_dummy_ns	-0.1156	0.162	-0.714	0.475	-0.433	0.202
l1_ged_dummy_os	0.4687	0.129	3.630	0.000	0.216	0.722
l1_acled_dummy_pr	0.3864	0.125	3.089	0.002	0.141	0.632
decay_12_cw_ged_dummy_sb_0	2.8986	0.235	12.308	0.000	2.437	3.360
decay_12_cw_ged_dummy_ns_0	0.1703	0.179	0.953	0.340	-0.180	0.520
decay_12_cw_ged_dummy_os_0	0.5614	0.196	2.869	0.004	0.178	0.945
decay_12_cw_acled_dummy_pr_0	-0.2640	0.206	-1.281	0.200	-0.668	0.140
fvp_lngdpcap_nonoilrent	0.2718	0.111	2.450	0.014	0.054	0.489
fvp_lngdpcap_oilrent	0.0247	0.023	1.097	0.273	-0.019	0.069
fvp_grgdpcap_oilrent	-0.1202	0.106	-1.133	0.257	-0.328	0.088
fvp_grgdpcap_nonoilrent	-0.8819	0.372	-2.369	0.018	-1.612	-0.152
ln_fvp_timeindep	0.1880	0.131	1.439	0.150	-0.068	0.444
ln_fvp_timesincepreindepwar	-0.1638	0.113	-1.452	0.146	-0.385	0.057
ln_fvp_timesinceregimechange	-0.1057	0.056	-1.902	0.057	-0.215	0.003
fvp_demo	-0.3422	0.162	-2.112	0.035	-0.660	-0.025
fvp_semi	-0.1336	0.140	-0.953	0.341	-0.408	0.141
fvp_prop_excluded	-0.0943	0.213	-0.442	0.658	-0.512	0.324
ln_fvp_population200	0.1897	0.057	3.344	0.001	0.079	0.301
ssp2_edu_sec_15_24_prop	-1.2960	0.426	-3.041	0.002	-2.131	-0.461
ssp2_urban_share_iiasa	-0.0036	0.004	-0.838	0.402	-0.012	0.005

2.7.6 ns_eval

Dep. Variable:	ged_dummy_ns	**No. Observations:**	11977
Model:	Logit	**Df Residuals:**	11944
Method:	MLE	**Df Model:**	32
Date:	Sat, 27 Jul 2019	**Pseudo R-squ.:**	0.5817
Time:	15:15:51	**Log-Likelihood:**	-1390.3
converged:	True	**LL-Null:**	-3323.8

	coef	std err	z	P>|z|	[0.025	0.975]
Intercept	-8.9186	1.020	-8.741	0.000	-10.918	-6.919
l2_ged_dummy_ns	0.5339	0.115	4.641	0.000	0.308	0.759
l3_ged_dummy_ns	0.2811	0.116	2.432	0.015	0.055	0.508
l4_ged_dummy_ns	0.1811	0.117	1.546	0.122	-0.048	0.411
l5_ged_dummy_ns	0.1081	0.119	0.912	0.362	-0.124	0.341
l6_ged_dummy_ns	0.3577	0.118	3.024	0.002	0.126	0.589
l7_ged_dummy_ns	0.2357	0.119	1.973	0.048	0.002	0.470
l8_ged_dummy_ns	-0.0078	0.122	-0.064	0.949	-0.247	0.231
l9_ged_dummy_ns	0.1153	0.122	0.943	0.346	-0.124	0.355
l10_ged_dummy_ns	0.2671	0.122	2.189	0.029	0.028	0.506
l11_ged_dummy_ns	0.2881	0.122	2.355	0.019	0.048	0.528
l12_ged_dummy_ns	0.1050	0.121	0.864	0.387	-0.133	0.343
l1_ged_dummy_sb	0.0302	0.159	0.190	0.849	-0.281	0.341
l1_ged_dummy_ns	0.5874	0.119	4.936	0.000	0.354	0.821
l1_ged_dummy_os	-0.1022	0.143	-0.715	0.475	-0.383	0.178
l1_acled_dummy_pr	0.5677	0.142	4.009	0.000	0.290	0.845
decay_12_cw_ged_dummy_sb_0	0.3460	0.216	1.605	0.108	-0.077	0.769
decay_12_cw_ged_dummy_ns_0	3.4974	0.277	12.643	0.000	2.955	4.040
decay_12_cw_ged_dummy_os_0	0.5338	0.230	2.323	0.020	0.083	0.984
decay_12_cw_acled_dummy_pr_0	-0.8363	0.261	-3.203	0.001	-1.348	-0.325
fvp_lngdpcap_nonoilrent	0.1262	0.110	1.152	0.249	-0.088	0.341
fvp_lngdpcap_oilrent	0.0067	0.027	0.253	0.800	-0.045	0.059
fvp_grgdpcap_oilrent	-0.1615	0.132	-1.221	0.222	-0.421	0.098
fvp_grgdpcap_nonoilrent	-1.3558	0.372	-3.640	0.000	-2.086	-0.626
ln_fvp_timeindep	-0.0584	0.148	-0.394	0.694	-0.349	0.232
ln_fvp_timesincepreindepwar	0.0129	0.127	0.102	0.919	-0.235	0.261
ln_fvp_timesinceregimechange	-0.0364	0.061	-0.593	0.553	-0.157	0.084
fvp_demo	0.0056	0.189	0.029	0.976	-0.365	0.376
fvp_semi	0.0251	0.171	0.146	0.884	-0.311	0.361
fvp_prop_excluded	-0.2486	0.338	-0.736	0.462	-0.911	0.414
ln_fvp_population200	0.3181	0.073	4.374	0.000	0.176	0.461
ssp2_edu_sec_15_24_prop	-0.6340	0.408	-1.553	0.120	-1.434	0.166
ssp2_urban_share_iiasa	0.0041	0.005	0.829	0.407	-0.006	0.014

2.7.7 os_eval

Dep. Variable:	ged_dummy_os	**No. Observations:**	11977
Model:	Logit	**Df Residuals:**	11944
Method:	MLE	**Df Model:**	32
Date:	Sat, 27 Jul 2019	**Pseudo R-squ.:**	0.5782
Time:	15:15:51	**Log-Likelihood:**	-1988.6
converged:	True	**LL-Null:**	-4714.4

	coef	std err	z	P>|z|	[0.025	0.975]
Intercept	-3.6784	0.853	-4.313	0.000	-5.350	-2.007
l2_ged_dummy_os	0.4532	0.104	4.370	0.000	0.250	0.657
l3_ged_dummy_os	0.3930	0.105	3.753	0.000	0.188	0.598
l4_ged_dummy_os	0.3168	0.106	2.982	0.003	0.109	0.525
l5_ged_dummy_os	0.3134	0.108	2.911	0.004	0.102	0.524
l6_ged_dummy_os	0.1747	0.110	1.591	0.112	-0.041	0.390
l7_ged_dummy_os	-0.1151	0.114	-1.012	0.312	-0.338	0.108
l8_ged_dummy_os	0.2282	0.112	2.039	0.041	0.009	0.448
l9_ged_dummy_os	0.2323	0.112	2.065	0.039	0.012	0.453
l10_ged_dummy_os	0.1205	0.114	1.057	0.291	-0.103	0.344
l11_ged_dummy_os	-0.0068	0.115	-0.060	0.953	-0.232	0.218
l12_ged_dummy_os	0.1682	0.111	1.518	0.129	-0.049	0.385
l1_ged_dummy_sb	0.3828	0.126	3.049	0.002	0.137	0.629
l1_ged_dummy_ns	0.2284	0.143	1.602	0.109	-0.051	0.508
l1_ged_dummy_os	0.9444	0.105	8.997	0.000	0.739	1.150
l1_acled_dummy_pr	0.0531	0.110	0.480	0.631	-0.163	0.270
decay_12_cw_ged_dummy_sb_0	0.9239	0.176	5.252	0.000	0.579	1.269
decay_12_cw_ged_dummy_ns_0	0.2008	0.166	1.208	0.227	-0.125	0.527
decay_12_cw_ged_dummy_os_0	2.1764	0.219	9.931	0.000	1.747	2.606
decay_12_cw_acled_dummy_pr_0	0.3092	0.207	1.495	0.135	-0.096	0.714
fvp_lngdpcap_nonoilrent	-0.4046	0.101	-4.005	0.000	-0.603	-0.207
fvp_lngdpcap_oilrent	0.0561	0.021	2.610	0.009	0.014	0.098
fvp_grgdpcap_oilrent	-0.2172	0.109	-2.002	0.045	-0.430	-0.005
fvp_grgdpcap_nonoilrent	-0.0232	0.316	-0.073	0.942	-0.643	0.597
ln_fvp_timeindep	-0.4477	0.119	-3.760	0.000	-0.681	-0.214
ln_fvp_timesincepreindepwar	0.4218	0.105	4.017	0.000	0.216	0.628
ln_fvp_timesinceregimechange	0.0072	0.052	0.139	0.889	-0.094	0.109
fvp_demo	-0.3687	0.162	-2.277	0.023	-0.686	-0.051
fvp_semi	-0.0014	0.137	-0.010	0.992	-0.270	0.267
fvp_prop_excluded	-0.0243	0.189	-0.129	0.898	-0.395	0.346
ln_fvp_population200	0.1479	0.056	2.627	0.009	0.038	0.258
ssp2_edu_sec_15_24_prop	0.4625	0.360	1.283	0.199	-0.244	1.169
ssp2_urban_share_iiasa	0.0026	0.004	0.650	0.516	-0.005	0.011

2.7.8 pr_eval

Dep. Variable:	acled_dummy_pr	**No. Observations:**	11977
Model:	Logit	**Df Residuals:**	11944
Method:	MLE	**Df Model:**	32
Date:	Sat, 27 Jul 2019	**Pseudo R-squ.:**	0.3537
Time:	15:15:51	**Log-Likelihood:**	-4941.4
converged:	True	**LL-Null:**	-7645.3

	coef	std err	z	P>|z|	[0.025	0.975]
Intercept	-4.2193	0.480	-8.789	0.000	-5.160	-3.278
l2_acled_dummy_pr	0.4923	0.061	8.125	0.000	0.374	0.611
l3_acled_dummy_pr	0.3709	0.061	6.125	0.000	0.252	0.490
l4_acled_dummy_pr	0.3502	0.061	5.772	0.000	0.231	0.469
l5_acled_dummy_pr	0.2475	0.061	4.041	0.000	0.127	0.367
l6_acled_dummy_pr	0.3415	0.061	5.596	0.000	0.222	0.461
l7_acled_dummy_pr	0.2373	0.062	3.853	0.000	0.117	0.358
l8_acled_dummy_pr	0.2566	0.062	4.159	0.000	0.136	0.377
l9_acled_dummy_pr	0.1896	0.062	3.053	0.002	0.068	0.311
l10_acled_dummy_pr	0.1133	0.063	1.812	0.070	-0.009	0.236
l11_acled_dummy_pr	0.4232	0.061	6.927	0.000	0.303	0.543
l12_acled_dummy_pr	0.3226	0.061	5.297	0.000	0.203	0.442
l1_ged_dummy_sb	-0.0973	0.110	-0.888	0.375	-0.312	0.118
l1_ged_dummy_ns	0.1431	0.128	1.120	0.263	-0.107	0.393
l1_ged_dummy_os	-0.0683	0.102	-0.668	0.504	-0.269	0.132
l1_acled_dummy_pr	0.7705	0.062	12.334	0.000	0.648	0.893
decay_12_cw_ged_dummy_sb_0	0.0255	0.116	0.220	0.826	-0.202	0.252
decay_12_cw_ged_dummy_ns_0	0.0708	0.123	0.577	0.564	-0.170	0.311
decay_12_cw_ged_dummy_os_0	0.1432	0.111	1.292	0.196	-0.074	0.361
decay_12_cw_acled_dummy_pr_0	0.6483	0.148	4.394	0.000	0.359	0.937
fvp_lngdpcap_nonoilrent	-0.0921	0.052	-1.782	0.075	-0.193	0.009
fvp_lngdpcap_oilrent	-0.0079	0.013	-0.613	0.540	-0.033	0.017
fvp_grgdpcap_oilrent	-0.1188	0.072	-1.660	0.097	-0.259	0.021
fvp_grgdpcap_nonoilrent	-0.1135	0.177	-0.640	0.522	-0.461	0.234
ln_fvp_timeindep	0.1173	0.073	1.605	0.108	-0.026	0.260
ln_fvp_timesincepreindepwar	-0.0751	0.062	-1.216	0.224	-0.196	0.046
ln_fvp_timesinceregimechange	0.0206	0.035	0.596	0.551	-0.047	0.088
fvp_demo	0.1195	0.102	1.174	0.240	-0.080	0.319
fvp_semi	0.0073	0.092	0.079	0.937	-0.173	0.188
fvp_prop_excluded	0.0886	0.123	0.722	0.470	-0.152	0.329
ln_fvp_population200	0.1824	0.026	7.073	0.000	0.132	0.233
ssp2_edu_sec_15_24_prop	0.7833	0.200	3.920	0.000	0.392	1.175
ssp2_urban_share_iiasa	0.0022	0.002	0.983	0.325	-0.002	0.007

2.8 osa_cm_canon_base_logit

2.8.1 sb_fcast

Dep. Variable:	ged_dummy_sb	**No. Observations:**	4351
Model:	Logit	**Df Residuals:**	4320
Method:	MLE	**Df Model:**	30
Date:	Sun, 28 Jul 2019	**Pseudo R-squ.:**	0.6539
Time:	03:43:54	**Log-Likelihood:**	-968.02
converged:	True	**LL-Null:**	-2796.8

	coef	std err	z	P>|z|	[0.025	0.975]
l2_ged_dummy_sb	0.1649	0.185	0.890	0.374	-0.198	0.528
l3_ged_dummy_sb	0.6361	0.190	3.339	0.001	0.263	1.009
l4_ged_dummy_sb	0.0891	0.189	0.471	0.638	-0.282	0.460
l5_ged_dummy_sb	0.4024	0.190	2.114	0.035	0.029	0.776
l6_ged_dummy_sb	0.1938	0.194	1.000	0.318	-0.186	0.574
l7_ged_dummy_sb	0.0974	0.198	0.492	0.622	-0.290	0.485
l8_ged_dummy_sb	0.2147	0.191	1.121	0.262	-0.161	0.590
l9_ged_dummy_sb	0.2527	0.198	1.275	0.202	-0.136	0.641
l10_ged_dummy_sb	0.0455	0.192	0.237	0.813	-0.332	0.423
l11_ged_dummy_sb	0.1128	0.188	0.599	0.549	-0.257	0.482
l12_ged_dummy_sb	0.3814	0.187	2.035	0.042	0.014	0.749
l1_ged_dummy_sb	0.4844	0.187	2.584	0.010	0.117	0.852
l1_ged_dummy_ns	-0.2108	0.253	-0.832	0.405	-0.707	0.286
l1_ged_dummy_os	0.3244	0.197	1.648	0.099	-0.061	0.710
decay_12_cw_ged_dummy_sb_0	3.1022	0.265	11.721	0.000	2.583	3.621
decay_12_cw_ged_dummy_ns_0	0.4918	0.250	1.969	0.049	0.002	0.981
decay_12_cw_ged_dummy_os_0	0.7905	0.242	3.261	0.001	0.315	1.266
fvp_lngdpcap_nonoilrent	0.2025	0.131	1.549	0.121	-0.054	0.459
fvp_lngdpcap_oilrent	0.0908	0.030	3.061	0.002	0.033	0.149
fvp_grgdpcap_oilrent	-0.3856	0.163	-2.362	0.018	-0.706	-0.066
fvp_grgdpcap_nonoilrent	-1.2916	0.421	-3.067	0.002	-2.117	-0.466
ln_fvp_timeindep	0.1309	0.167	0.782	0.434	-0.197	0.459
ln_fvp_timesincepreindepwar	-0.1769	0.146	-1.209	0.226	-0.464	0.110
ln_fvp_timesinceregimechange	-0.2051	0.066	-3.087	0.002	-0.335	-0.075
fvp_demo	-0.4139	0.201	-2.054	0.040	-0.809	-0.019
fvp_semi	-0.2535	0.180	-1.406	0.160	-0.607	0.100
fvp_prop_excluded	-0.4032	0.287	-1.404	0.160	-0.966	0.160
ln_fvp_population200	0.1269	0.064	1.973	0.049	0.001	0.253
ssp2_edu_sec_15_24_prop	-1.1428	0.520	-2.197	0.028	-2.162	-0.123
ssp2_urban_share_iiasa	-0.0068	0.006	-1.210	0.226	-0.018	0.004
Intercept	-4.0695	1.163	-3.498	0.000	-6.349	-1.789

2.8.2 ns_fcast

Dep. Variable:	ged_dummy_ns	**No. Observations:**	3160
Model:	Logit	**Df Residuals:**	3129
Method:	MLE	**Df Model:**	30
Date:	Sun, 28 Jul 2019	**Pseudo R-squ.:**	0.6386
Time:	03:43:54	**Log-Likelihood:**	-791.05
converged:	True	**LL-Null:**	-2189.1

	coef	std err	z	P>|z|	[0.025	0.975]
l2_ged_dummy_ns	0.4660	0.204	2.279	0.023	0.065	0.867
l3_ged_dummy_ns	-0.1437	0.199	-0.721	0.471	-0.534	0.247
l4_ged_dummy_ns	0.3112	0.201	1.548	0.122	-0.083	0.705
l5_ged_dummy_ns	0.2237	0.200	1.120	0.263	-0.168	0.615
l6_ged_dummy_ns	0.3525	0.205	1.716	0.086	-0.050	0.755
l7_ged_dummy_ns	0.1202	0.213	0.566	0.572	-0.296	0.537
l8_ged_dummy_ns	0.3052	0.210	1.450	0.147	-0.107	0.718
l9_ged_dummy_ns	0.0329	0.208	0.158	0.874	-0.374	0.440
l10_ged_dummy_ns	0.4040	0.206	1.958	0.050	-0.000	0.809
l11_ged_dummy_ns	0.4242	0.205	2.071	0.038	0.023	0.826
l12_ged_dummy_ns	0.0682	0.201	0.339	0.735	-0.327	0.463
l1_ged_dummy_sb	-0.1916	0.220	-0.870	0.384	-0.623	0.240
l1_ged_dummy_ns	0.9052	0.210	4.314	0.000	0.494	1.316
l1_ged_dummy_os	0.1822	0.205	0.890	0.373	-0.219	0.583
decay_12_cw_ged_dummy_sb_0	0.3122	0.286	1.090	0.276	-0.249	0.874
decay_12_cw_ged_dummy_ns_0	2.9533	0.289	10.231	0.000	2.387	3.519
decay_12_cw_ged_dummy_os_0	0.9886	0.281	3.520	0.000	0.438	1.539
fvp_lngdpcap_nonoilrent	0.1319	0.138	0.959	0.338	-0.138	0.402
fvp_lngdpcap_oilrent	0.0136	0.034	0.398	0.690	-0.053	0.080
fvp_grgdpcap_oilrent	-0.1399	0.217	-0.645	0.519	-0.565	0.285
fvp_grgdpcap_nonoilrent	-1.3269	0.393	-3.380	0.001	-2.096	-0.557
ln_fvp_timeindep	-0.0600	0.168	-0.356	0.722	-0.390	0.270
ln_fvp_timesincepreindepwar	0.0468	0.158	0.296	0.767	-0.263	0.356
ln_fvp_timesinceregimechange	-0.0939	0.072	-1.300	0.193	-0.235	0.048
fvp_demo	-0.2744	0.240	-1.144	0.253	-0.745	0.196
fvp_semi	-0.1589	0.211	-0.755	0.450	-0.572	0.254
fvp_prop_excluded	-0.7075	0.362	-1.956	0.051	-1.417	0.002
ln_fvp_population200	0.3103	0.063	4.894	0.000	0.186	0.435
ssp2_edu_sec_15_24_prop	-0.3962	0.544	-0.728	0.467	-1.463	0.671
ssp2_urban_share_iiasa	0.0017	0.006	0.275	0.784	-0.011	0.014
Intercept	-6.6198	1.115	-5.936	0.000	-8.806	-4.434

2.8.3 os_fcast

Dep. Variable:	ged_dummy_os	**No. Observations:**	4135
Model:	Logit	**Df Residuals:**	4104
Method:	MLE	**Df Model:**	30
Date:	Sun, 28 Jul 2019	**Pseudo R-squ.:**	0.5824
Time:	03:43:55	**Log-Likelihood:**	-1134.7
converged:	True	**LL-Null:**	-2717.3

	coef	std err	z	P>|z|	[0.025	0.975]
l2_ged_dummy_os	0.5396	0.173	3.111	0.002	0.200	0.880
l3_ged_dummy_os	0.4453	0.169	2.634	0.008	0.114	0.777
l4_ged_dummy_os	0.4390	0.169	2.595	0.009	0.107	0.770
l5_ged_dummy_os	0.2580	0.170	1.516	0.130	-0.076	0.592
l6_ged_dummy_os	0.1909	0.173	1.104	0.270	-0.148	0.530
l7_ged_dummy_os	0.1935	0.170	1.140	0.254	-0.139	0.526
l8_ged_dummy_os	0.2093	0.171	1.222	0.222	-0.126	0.545
l9_ged_dummy_os	0.2406	0.171	1.407	0.159	-0.095	0.576
l10_ged_dummy_os	0.0724	0.175	0.413	0.680	-0.271	0.416
l11_ged_dummy_os	0.1320	0.174	0.761	0.447	-0.208	0.472
l12_ged_dummy_os	0.2058	0.169	1.221	0.222	-0.124	0.536
l1_ged_dummy_sb	0.2958	0.186	1.592	0.111	-0.068	0.660
l1_ged_dummy_ns	0.0192	0.228	0.084	0.933	-0.429	0.467
l1_ged_dummy_os	0.5918	0.170	3.476	0.001	0.258	0.926
decay_12_cw_ged_dummy_sb_0	0.8490	0.212	3.999	0.000	0.433	1.265
decay_12_cw_ged_dummy_ns_0	0.3980	0.222	1.796	0.072	-0.036	0.832
decay_12_cw_ged_dummy_os_0	1.9469	0.237	8.205	0.000	1.482	2.412
fvp_lngdpcap_nonoilrent	-0.4835	0.109	-4.447	0.000	-0.697	-0.270
fvp_lngdpcap_oilrent	0.0391	0.027	1.458	0.145	-0.013	0.092
fvp_grgdpcap_oilrent	-0.2045	0.162	-1.265	0.206	-0.521	0.112
fvp_grgdpcap_nonoilrent	-0.2681	0.373	-0.718	0.473	-1.000	0.463
ln_fvp_timeindep	-0.2845	0.146	-1.943	0.052	-0.571	0.002
ln_fvp_timesincepreindepwar	0.1681	0.131	1.280	0.200	-0.089	0.425
ln_fvp_timesinceregimechange	0.0743	0.059	1.256	0.209	-0.042	0.190
fvp_demo	-0.0957	0.199	-0.481	0.630	-0.486	0.294
fvp_semi	-0.1484	0.176	-0.843	0.399	-0.493	0.196
fvp_prop_excluded	0.3705	0.243	1.523	0.128	-0.106	0.847
ln_fvp_population200	0.3090	0.057	5.421	0.000	0.197	0.421
ssp2_edu_sec_15_24_prop	0.0842	0.404	0.208	0.835	-0.708	0.876
ssp2_urban_share_iiasa	0.0043	0.005	0.857	0.391	-0.006	0.014
Intercept	-1.4630	0.925	-1.581	0.114	-3.276	0.350

2.8.4 sb_eval

Dep. Variable:	ged_dummy_sb	**No. Observations:**	3623
Model:	Logit	**Df Residuals:**	3592
Method:	MLE	**Df Model:**	30
Date:	Sun, 28 Jul 2019	**Pseudo R-squ.:**	0.6622
Time:	03:38:22	**Log-Likelihood:**	-802.78
converged:	True	**LL-Null:**	-2376.2

	coef	**std err**	**z**	**P>|z|**	**[0.025**	**0.975]**
l2_ged_dummy_sb	0.4537	0.207	2.192	0.028	0.048	0.859
l3_ged_dummy_sb	0.3454	0.206	1.673	0.094	-0.059	0.750
l4_ged_dummy_sb	0.2095	0.210	0.997	0.319	-0.202	0.621
l5_ged_dummy_sb	0.3244	0.211	1.534	0.125	-0.090	0.739
l6_ged_dummy_sb	-0.0909	0.214	-0.425	0.670	-0.509	0.328
l7_ged_dummy_sb	0.1777	0.222	0.799	0.424	-0.258	0.613
l8_ged_dummy_sb	0.0528	0.213	0.248	0.804	-0.364	0.470
l9_ged_dummy_sb	0.1198	0.208	0.575	0.565	-0.289	0.528
l10_ged_dummy_sb	0.2699	0.211	1.279	0.201	-0.144	0.684
l11_ged_dummy_sb	0.1675	0.214	0.782	0.434	-0.252	0.587
l12_ged_dummy_sb	0.5451	0.209	2.604	0.009	0.135	0.955
l1_ged_dummy_sb	0.8828	0.214	4.117	0.000	0.463	1.303
l1_ged_dummy_ns	-0.3039	0.278	-1.094	0.274	-0.848	0.240
l1_ged_dummy_os	0.6899	0.217	3.181	0.001	0.265	1.115
decay_12_cw_ged_dummy_sb_0	2.8802	0.288	9.996	0.000	2.315	3.445
decay_12_cw_ged_dummy_ns_0	0.6096	0.273	2.232	0.026	0.074	1.145
decay_12_cw_ged_dummy_os_0	0.6339	0.260	2.434	0.015	0.123	1.144
fvp_lngdpcap_nonoilrent	0.5743	0.152	3.770	0.000	0.276	0.873
fvp_lngdpcap_oilrent	0.0287	0.032	0.883	0.377	-0.035	0.092
fvp_grgdpcap_oilrent	-0.2039	0.173	-1.181	0.237	-0.542	0.134
fvp_grgdpcap_nonoilrent	-1.2716	0.570	-2.232	0.026	-2.388	-0.155
ln_fvp_timeindep	0.3466	0.192	1.809	0.071	-0.029	0.722
ln_fvp_timesincepreindepwar	-0.5486	0.165	-3.332	0.001	-0.871	-0.226
ln_fvp_timesinceregimechange	-0.1819	0.082	-2.220	0.026	-0.342	-0.021
fvp_demo	-0.2977	0.215	-1.382	0.167	-0.720	0.125
fvp_semi	-0.1884	0.191	-0.986	0.324	-0.563	0.186
fvp_prop_excluded	0.0367	0.309	0.119	0.905	-0.569	0.642
ln_fvp_population200	0.2142	0.071	2.998	0.003	0.074	0.354
ssp2_edu_sec_15_24_prop	-3.0239	0.616	-4.912	0.000	-4.231	-1.817
ssp2_urban_share_iiasa	-0.0108	0.006	-1.777	0.076	-0.023	0.001
Intercept	-6.3260	1.330	-4.755	0.000	-8.934	-3.718

2.8.5 ns_eval

Dep. Variable:	ged_dummy_ns	**No. Observations:**	2614
Model:	Logit	**Df Residuals:**	2583
Method:	MLE	**Df Model:**	30
Date:	Sun, 28 Jul 2019	**Pseudo R-squ.:**	0.6261
Time:	03:38:22	**Log-Likelihood:**	-672.93
converged:	True	**LL-Null:**	-1799.9

	coef	**std err**	**z**	**P>|z|**	**[0.025**	**0.975]**
l2_ged_dummy_ns	0.1156	0.214	0.541	0.588	-0.303	0.534
l3_ged_dummy_ns	-0.0075	0.223	-0.033	0.973	-0.445	0.430
l4_ged_dummy_ns	0.1966	0.218	0.902	0.367	-0.230	0.624
l5_ged_dummy_ns	0.7160	0.220	3.254	0.001	0.285	1.147
l6_ged_dummy_ns	0.4413	0.219	2.012	0.044	0.011	0.871
l7_ged_dummy_ns	0.4563	0.233	1.961	0.050	0.000	0.912
l8_ged_dummy_ns	-0.0500	0.228	-0.220	0.826	-0.497	0.396
l9_ged_dummy_ns	0.0111	0.227	0.049	0.961	-0.433	0.456
l10_ged_dummy_ns	0.2400	0.225	1.069	0.285	-0.200	0.680
l11_ged_dummy_ns	0.5056	0.229	2.212	0.027	0.058	0.954
l12_ged_dummy_ns	0.3073	0.222	1.385	0.166	-0.128	0.742
l1_ged_dummy_sb	-0.2070	0.243	-0.852	0.394	-0.683	0.269
l1_ged_dummy_ns	0.3770	0.215	1.753	0.080	-0.044	0.798
l1_ged_dummy_os	0.3136	0.221	1.420	0.156	-0.119	0.746
decay_12_cw_ged_dummy_sb_0	0.8109	0.303	2.680	0.007	0.218	1.404
decay_12_cw_ged_dummy_ns_0	2.9058	0.314	9.268	0.000	2.291	3.520
decay_12_cw_ged_dummy_os_0	0.6778	0.288	2.356	0.018	0.114	1.242
fvp_lngdpcap_nonoilrent	0.1672	0.153	1.095	0.273	-0.132	0.466
fvp_lngdpcap_oilrent	-0.0367	0.037	-0.993	0.321	-0.109	0.036
fvp_grgdpcap_oilrent	-0.2768	0.216	-1.283	0.200	-0.700	0.146
fvp_grgdpcap_nonoilrent	-1.2627	0.528	-2.393	0.017	-2.297	-0.229
ln_fvp_timeindep	-0.1589	0.179	-0.889	0.374	-0.509	0.191
ln_fvp_timesincepreindepwar	0.1642	0.171	0.958	0.338	-0.172	0.500
ln_fvp_timesinceregimechange	-0.0973	0.089	-1.091	0.275	-0.272	0.077
fvp_demo	-0.0781	0.269	-0.291	0.771	-0.605	0.448
fvp_semi	0.2215	0.230	0.962	0.336	-0.230	0.673
fvp_prop_excluded	-1.1936	0.377	-3.167	0.002	-1.932	-0.455
ln_fvp_population200	0.4450	0.084	5.290	0.000	0.280	0.610
ssp2_edu_sec_15_24_prop	-0.3525	0.618	-0.570	0.569	-1.564	0.859
ssp2_urban_share_iiasa	0.0105	0.007	1.549	0.121	-0.003	0.024
Intercept	-8.8812	1.348	-6.587	0.000	-11.524	-6.239

2.8.6 os_eval

Dep. Variable:	ged_dummy_os	**No. Observations:**	3440
Model:	Logit	**Df Residuals:**	3409
Method:	MLE	**Df Model:**	30
Date:	Sun, 28 Jul 2019	**Pseudo R-squ.:**	0.5730
Time:	03:38:24	**Log-Likelihood:**	-982.25
converged:	True	**LL-Null:**	-2300.2

	coef	**std err**	**z**	**P>|z|**	**[0.025**	**0.975]**
l2_ged_dummy_os	0.3231	0.184	1.757	0.079	-0.037	0.684
l3_ged_dummy_os	0.2988	0.184	1.628	0.104	-0.061	0.659
l4_ged_dummy_os	0.3358	0.179	1.872	0.061	-0.016	0.687
l5_ged_dummy_os	0.3352	0.186	1.807	0.071	-0.028	0.699
l6_ged_dummy_os	-0.1826	0.183	-0.998	0.318	-0.541	0.176
l7_ged_dummy_os	0.1353	0.183	0.739	0.460	-0.223	0.494
l8_ged_dummy_os	0.2819	0.184	1.532	0.126	-0.079	0.643
l9_ged_dummy_os	0.2158	0.182	1.185	0.236	-0.141	0.573
l10_ged_dummy_os	-0.0569	0.186	-0.306	0.760	-0.421	0.307
l11_ged_dummy_os	0.0190	0.182	0.104	0.917	-0.338	0.376
l12_ged_dummy_os	0.2501	0.182	1.372	0.170	-0.107	0.607
l1_ged_dummy_sb	0.5959	0.201	2.965	0.003	0.202	0.990
l1_ged_dummy_ns	-0.3833	0.237	-1.620	0.105	-0.847	0.080
l1_ged_dummy_os	0.3194	0.182	1.751	0.080	-0.038	0.677
decay_12_cw_ged_dummy_sb_0	0.8179	0.225	3.631	0.000	0.376	1.259
decay_12_cw_ged_dummy_ns_0	0.5497	0.239	2.303	0.021	0.082	1.018
decay_12_cw_ged_dummy_os_0	2.7412	0.255	10.766	0.000	2.242	3.240
fvp_lngdpcap_nonoilrent	-0.3744	0.125	-2.985	0.003	-0.620	-0.129
fvp_lngdpcap_oilrent	0.0626	0.029	2.133	0.033	0.005	0.120
fvp_grgdpcap_oilrent	-0.3675	0.166	-2.215	0.027	-0.693	-0.042
fvp_grgdpcap_nonoilrent	-1.1082	0.479	-2.314	0.021	-2.047	-0.170
ln_fvp_timeindep	-0.1140	0.154	-0.742	0.458	-0.415	0.187
ln_fvp_timesincepreindepwar	0.2247	0.138	1.628	0.104	-0.046	0.495
ln_fvp_timesinceregimechange	0.0121	0.071	0.171	0.864	-0.126	0.150
fvp_demo	0.0002	0.208	0.001	0.999	-0.407	0.407
fvp_semi	0.0222	0.178	0.125	0.900	-0.326	0.370
fvp_prop_excluded	0.2799	0.251	1.115	0.265	-0.212	0.772
ln_fvp_population200	0.2344	0.065	3.629	0.000	0.108	0.361
ssp2_edu_sec_15_24_prop	0.3419	0.481	0.711	0.477	-0.600	1.284
ssp2_urban_share_iiasa	-0.0025	0.005	-0.460	0.645	-0.013	0.008
Intercept	-2.5612	1.061	-2.415	0.016	-4.640	-0.483

2.9 osa_cm_canon_base_rf

2.9.1 sb_fcast

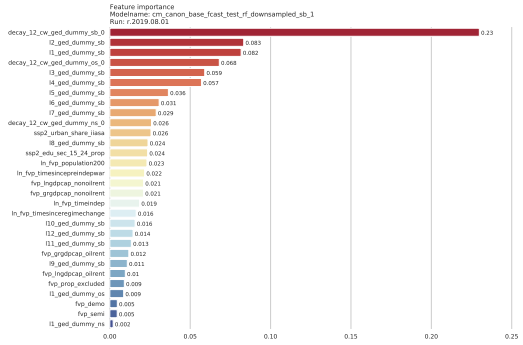

(a) 1 month

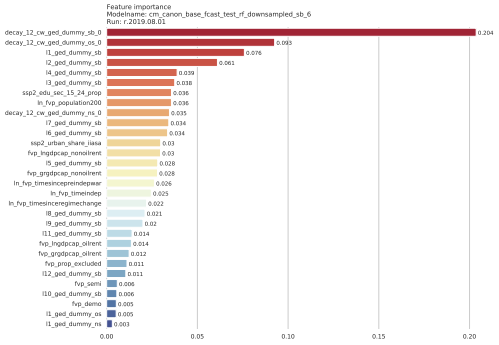

(b) 6 months

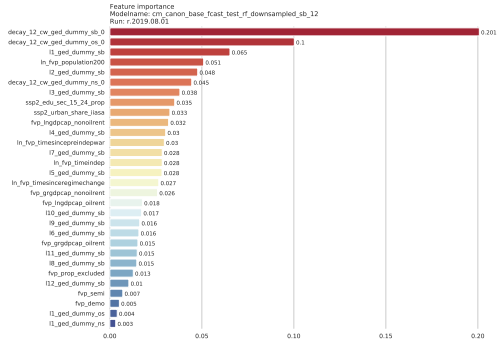

(c) 12 months

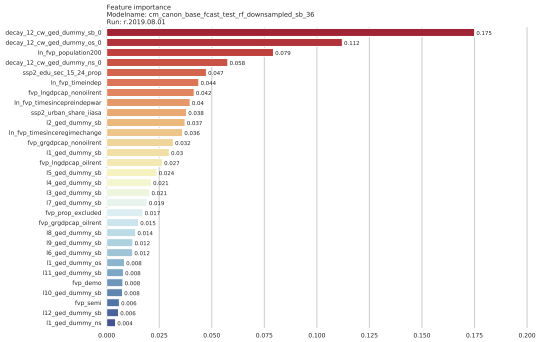

(d) 36 months

2.9.2 ns_fcast

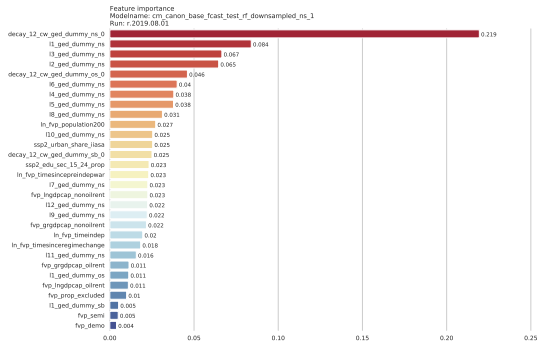

(a) 1 month

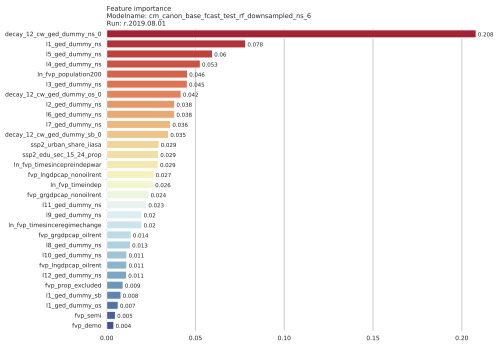

(b) 6 months

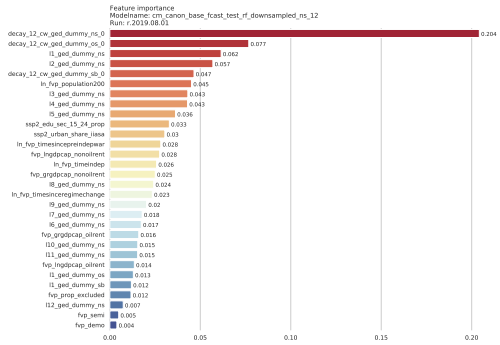

(c) 12 months

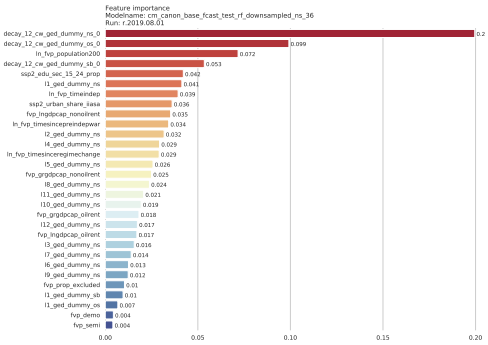

(d) 36 months

2.9.3 os_fcast

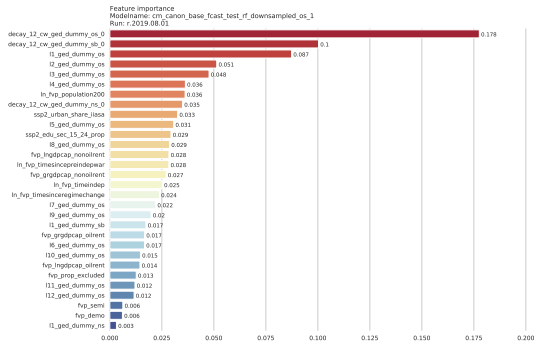

(a) 1 month

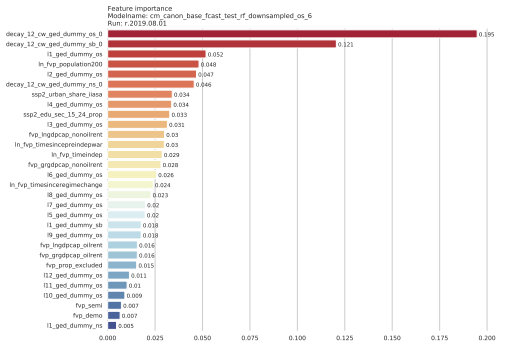

(b) 6 months

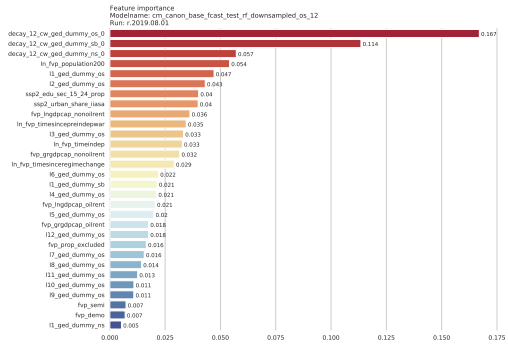

(c) 12 months

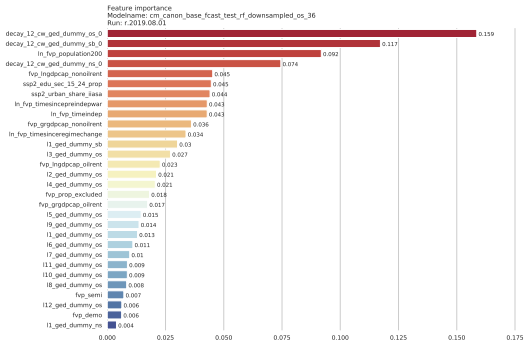

(d) 36 months

2.9.4 sb_eval

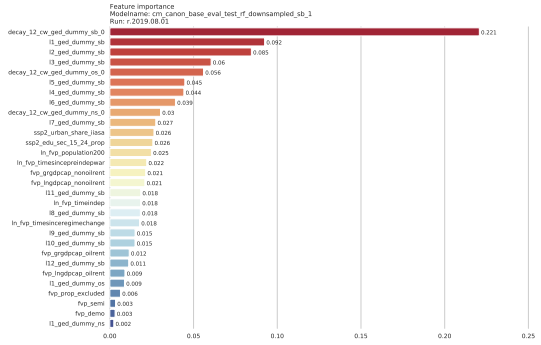

(a) 1 month

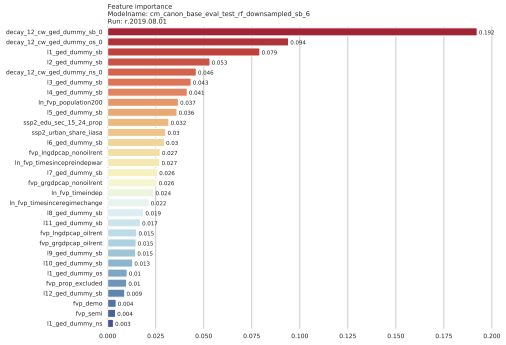

(b) 6 months

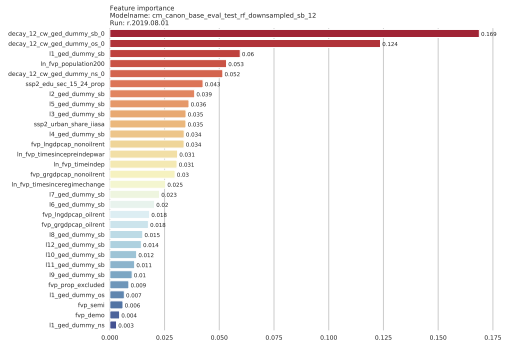

(c) 12 months

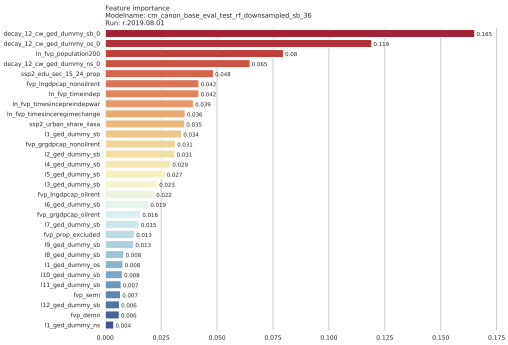

(d) 36 months

2.9.5 ns_eval

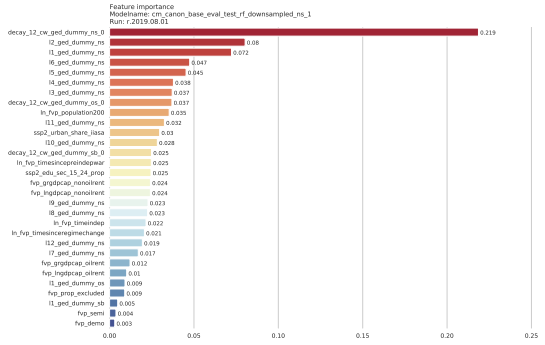

(a) 1 month

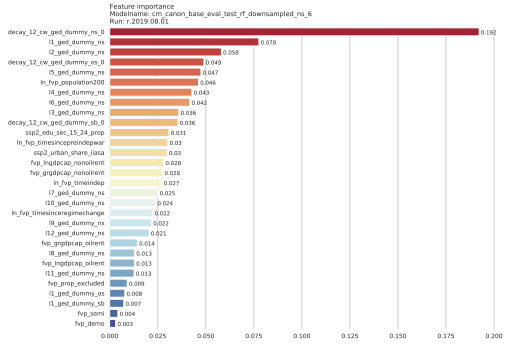

(b) 6 months

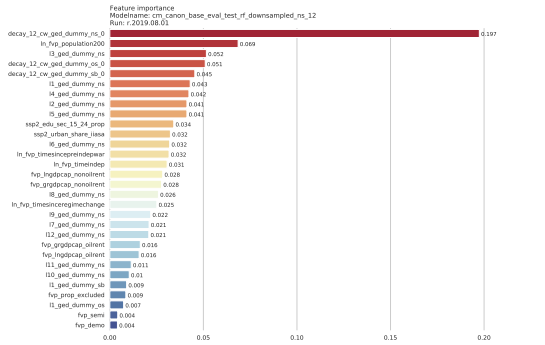

(c) 12 months

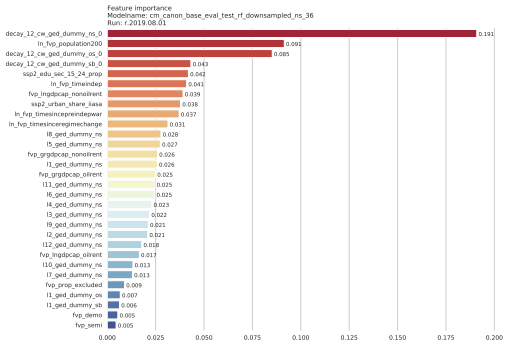

(d) 36 months

2.9.6 os_eval

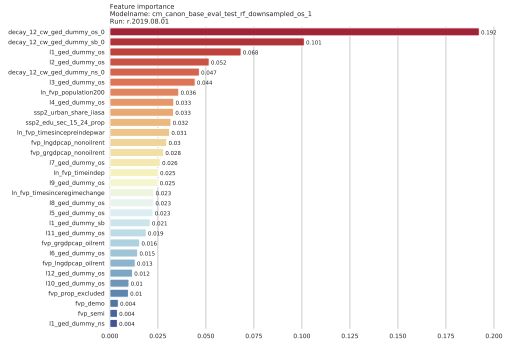

(a) 1 month

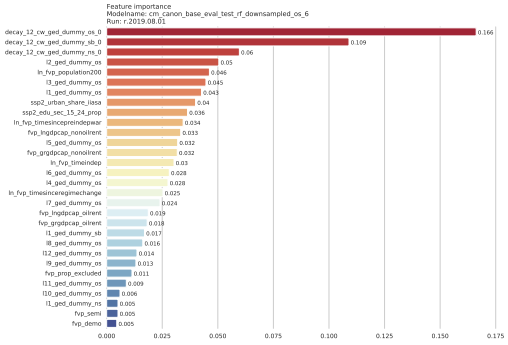

(b) 6 months

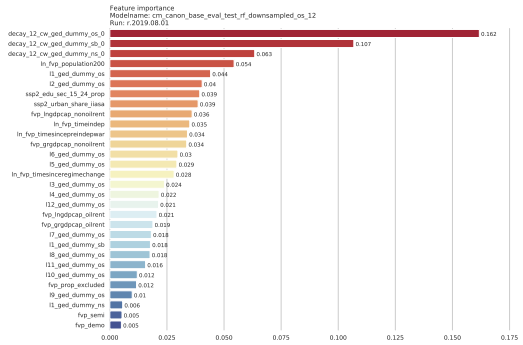

(c) 12 months

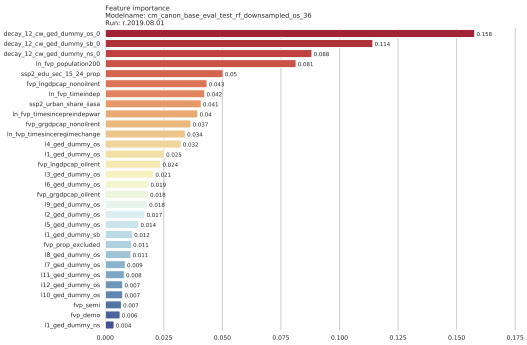

(d) 36 months

2.10 osa_cm_acled_base_logit

2.10.1 sb_fcast

Dep. Variable:	ged_dummy_sb	**No. Observations:**	3540
Model:	Logit	**Df Residuals:**	3507
Method:	MLE	**Df Model:**	32
Date:	Sun, 28 Jul 2019	**Pseudo R-squ.:**	0.6696
Time:	03:38:24	**Log-Likelihood:**	-745.20
converged:	True	**LL-Null:**	-2255.3

	coef	std err	z	P>|z|	[0.025	0.975]
l2_ged_dummy_sb	0.5987	0.219	2.732	0.006	0.169	1.028
l3_ged_dummy_sb	0.1164	0.215	0.540	0.589	-0.306	0.539
l4_ged_dummy_sb	0.3394	0.220	1.542	0.123	-0.092	0.771
l5_ged_dummy_sb	0.3885	0.224	1.733	0.083	-0.051	0.828
l6_ged_dummy_sb	-0.1100	0.215	-0.512	0.609	-0.532	0.311
l7_ged_dummy_sb	0.0668	0.221	0.302	0.763	-0.366	0.500
l8_ged_dummy_sb	-0.2750	0.216	-1.274	0.202	-0.698	0.148
l9_ged_dummy_sb	0.6553	0.238	2.750	0.006	0.188	1.122
l10_ged_dummy_sb	-0.0266	0.222	-0.120	0.905	-0.462	0.409
l11_ged_dummy_sb	0.3938	0.218	1.809	0.070	-0.033	0.820
l12_ged_dummy_sb	0.6134	0.221	2.776	0.005	0.180	1.046
l1_ged_dummy_sb	0.3342	0.216	1.546	0.122	-0.090	0.758
l1_ged_dummy_ns	-0.0398	0.294	-0.135	0.893	-0.617	0.537
l1_ged_dummy_os	0.3044	0.224	1.358	0.174	-0.135	0.744
l1_acled_dummy_pr	0.0993	0.190	0.522	0.602	-0.274	0.472
decay_12_cw_ged_dummy_sb_0	3.1066	0.289	10.765	0.000	2.541	3.672
decay_12_cw_ged_dummy_ns_0	0.4440	0.285	1.556	0.120	-0.115	1.003
decay_12_cw_ged_dummy_os_0	0.6779	0.269	2.523	0.012	0.151	1.204
decay_12_cw_acled_dummy_pr_0	0.2889	0.316	0.914	0.361	-0.331	0.908
fvp_lngdpcap_nonoilrent	0.1433	0.155	0.923	0.356	-0.161	0.447
fvp_lngdpcap_oilrent	0.0474	0.032	1.462	0.144	-0.016	0.111
fvp_grgdpcap_oilrent	-0.2536	0.177	-1.435	0.151	-0.600	0.093
fvp_grgdpcap_nonoilrent	-0.8490	0.444	-1.910	0.056	-1.720	0.022
ln_fvp_timeindep	0.0822	0.213	0.386	0.700	-0.335	0.500
ln_fvp_timesincepreindepwar	-0.1800	0.182	-0.988	0.323	-0.537	0.177
ln_fvp_timesinceregimechange	-0.1510	0.075	-2.009	0.045	-0.298	-0.004
fvp_demo	-0.4604	0.248	-1.859	0.063	-0.946	0.025
fvp_semi	-0.4051	0.225	-1.803	0.071	-0.845	0.035
fvp_prop_excluded	0.0801	0.361	0.222	0.824	-0.627	0.787
ln_fvp_population200	0.1582	0.075	2.108	0.035	0.011	0.305
ssp2_edu_sec_15_24_prop	-1.4826	0.603	-2.459	0.014	-2.664	-0.301
ssp2_urban_share_iiasa	0.0011	0.006	0.174	0.862	-0.011	0.013
Intercept	-4.0525	1.339	-3.028	0.002	-6.676	-1.429

2.10.2 ns_fcast

Dep. Variable:	ged_dummy_ns	**No. Observations:**	2592
Model:	Logit	**Df Residuals:**	2559
Method:	MLE	**Df Model:**	32
Date:	Sun, 28 Jul 2019	**Pseudo R-squ.:**	0.6784
Time:	03:38:23	**Log-Likelihood:**	-577.69
converged:	True	**LL-Null:**	-1796.6

	coef	std err	z	P>|z|	[0.025	0.975]
l2_ged_dummy_ns	0.0523	0.245	0.213	0.831	-0.429	0.533
l3_ged_dummy_ns	0.5625	0.254	2.212	0.027	0.064	1.061
l4_ged_dummy_ns	0.5159	0.250	2.060	0.039	0.025	1.007
l5_ged_dummy_ns	0.3954	0.248	1.595	0.111	-0.090	0.881
l6_ged_dummy_ns	0.4994	0.248	2.014	0.044	0.013	0.985
l7_ged_dummy_ns	0.2537	0.251	1.009	0.313	-0.239	0.746
l8_ged_dummy_ns	0.2905	0.249	1.168	0.243	-0.197	0.778
l9_ged_dummy_ns	-0.1832	0.259	-0.708	0.479	-0.690	0.324
l10_ged_dummy_ns	0.3314	0.247	1.343	0.179	-0.152	0.815
l11_ged_dummy_ns	0.3052	0.254	1.202	0.229	-0.192	0.803
l12_ged_dummy_ns	0.1519	0.242	0.628	0.530	-0.322	0.626
l1_ged_dummy_sb	-0.0065	0.267	-0.024	0.981	-0.529	0.516
l1_ged_dummy_ns	0.0616	0.245	0.251	0.802	-0.419	0.542
l1_ged_dummy_os	0.2079	0.247	0.841	0.401	-0.277	0.693
l1_acled_dummy_pr	0.6599	0.222	2.972	0.003	0.225	1.095
decay_12_cw_ged_dummy_sb_0	0.4938	0.353	1.399	0.162	-0.198	1.186
decay_12_cw_ged_dummy_ns_0	3.4078	0.349	9.776	0.000	2.725	4.091
decay_12_cw_ged_dummy_os_0	0.3697	0.346	1.068	0.285	-0.309	1.048
decay_12_cw_acled_dummy_pr_0	-0.6332	0.402	-1.576	0.115	-1.421	0.154
fvp_lngdpcap_nonoilrent	-0.0592	0.163	-0.362	0.717	-0.379	0.261
fvp_lngdpcap_oilrent	0.0466	0.040	1.152	0.249	-0.033	0.126
fvp_grgdpcap_oilrent	-0.0620	0.216	-0.287	0.774	-0.486	0.362
fvp_grgdpcap_nonoilrent	-0.6873	0.651	-1.056	0.291	-1.963	0.589
ln_fvp_timeindep	-0.3156	0.227	-1.392	0.164	-0.760	0.129
ln_fvp_timesincepreindepwar	0.0288	0.200	0.144	0.886	-0.364	0.422
ln_fvp_timesinceregimechange	0.0293	0.084	0.350	0.726	-0.135	0.194
fvp_demo	0.4420	0.298	1.482	0.138	-0.142	1.026
fvp_semi	0.6175	0.279	2.216	0.027	0.071	1.164
fvp_prop_excluded	-0.9021	0.511	-1.764	0.078	-1.905	0.100
ln_fvp_population200	0.3383	0.080	4.234	0.000	0.182	0.495
ssp2_edu_sec_15_24_prop	-0.5999	0.626	-0.958	0.338	-1.828	0.628
ssp2_urban_share_iiasa	0.0043	0.008	0.566	0.571	-0.011	0.019
Intercept	-5.1026	1.310	-3.896	0.000	-7.670	-2.535

2.10.3 os_fcast

Dep. Variable:	ged_dummy_os	**No. Observations:**	3321
Model:	Logit	**Df Residuals:**	3288
Method:	MLE	**Df Model:**	32
Date:	Sun, 28 Jul 2019	**Pseudo R-squ.:**	0.6045
Time:	03:38:24	**Log-Likelihood:**	-860.83
converged:	True	**LL-Null:**	-2176.5

	coef	std err	z	P>|z|	[0.025	0.975]
l2_ged_dummy_os	0.6097	0.197	3.098	0.002	0.224	0.996
l3_ged_dummy_os	0.3878	0.196	1.982	0.048	0.004	0.771
l4_ged_dummy_os	0.4428	0.196	2.261	0.024	0.059	0.827
l5_ged_dummy_os	0.1152	0.196	0.587	0.557	-0.269	0.500
l6_ged_dummy_os	0.2055	0.197	1.042	0.297	-0.181	0.592
l7_ged_dummy_os	0.2446	0.199	1.230	0.219	-0.145	0.634
l8_ged_dummy_os	-0.0057	0.200	-0.029	0.977	-0.397	0.386
l9_ged_dummy_os	0.4948	0.200	2.479	0.013	0.104	0.886
l10_ged_dummy_os	-0.0679	0.197	-0.345	0.730	-0.454	0.318
l11_ged_dummy_os	0.1525	0.204	0.749	0.454	-0.246	0.551
l12_ged_dummy_os	-0.0705	0.196	-0.360	0.719	-0.454	0.313
l1_ged_dummy_sb	0.1680	0.209	0.803	0.422	-0.242	0.578
l1_ged_dummy_ns	0.2215	0.263	0.842	0.400	-0.294	0.737
l1_ged_dummy_os	0.4628	0.196	2.357	0.018	0.078	0.848
l1_acled_dummy_pr	0.0621	0.169	0.368	0.713	-0.268	0.393
decay_12_cw_ged_dummy_sb_0	1.1076	0.241	4.602	0.000	0.636	1.579
decay_12_cw_ged_dummy_ns_0	0.7211	0.259	2.784	0.005	0.213	1.229
decay_12_cw_ged_dummy_os_0	1.9342	0.265	7.295	0.000	1.415	2.454
decay_12_cw_acled_dummy_pr_0	0.8932	0.315	2.835	0.005	0.276	1.511
fvp_lngdpcap_nonoilrent	-0.5688	0.131	-4.349	0.000	-0.825	-0.312
fvp_lngdpcap_oilrent	0.0713	0.031	2.279	0.023	0.010	0.133
fvp_grgdpcap_oilrent	-0.0693	0.172	-0.404	0.686	-0.406	0.267
fvp_grgdpcap_nonoilrent	-0.1007	0.538	-0.187	0.852	-1.155	0.954
ln_fvp_timeindep	-0.3548	0.191	-1.858	0.063	-0.729	0.019
ln_fvp_timesincepreindepwar	0.2709	0.164	1.655	0.098	-0.050	0.592
ln_fvp_timesinceregimechange	0.0409	0.067	0.607	0.544	-0.091	0.173
fvp_demo	-0.3873	0.249	-1.558	0.119	-0.874	0.100
fvp_semi	0.1242	0.224	0.556	0.578	-0.314	0.562
fvp_prop_excluded	0.1635	0.283	0.577	0.564	-0.392	0.719
ln_fvp_population200	0.1934	0.073	2.648	0.008	0.050	0.337
ssp2_edu_sec_15_24_prop	-0.0691	0.480	-0.144	0.886	-1.010	0.871
ssp2_urban_share_iiasa	0.0056	0.006	0.968	0.333	-0.006	0.017
Intercept	-0.7073	1.142	-0.619	0.536	-2.946	1.532

2.10.4 pr_fcast

Dep. Variable:	acled_dummy_pr	**No. Observations:**	6432
Model:	Logit	**Df Residuals:**	6399
Method:	MLE	**Df Model:**	32
Date:	Sun, 28 Jul 2019	**Pseudo R-squ.:**	0.3566
Time:	03:38:25	**Log-Likelihood:**	-1630.4
converged:	True	**LL-Null:**	-2533.9

	coef	std err	z	P>|z|	[0.025	0.975]
l2_acled_dummy_pr	0.4214	0.122	3.449	0.001	0.182	0.661
l3_acled_dummy_pr	0.3210	0.121	2.654	0.008	0.084	0.558
l4_acled_dummy_pr	0.1400	0.120	1.169	0.242	-0.095	0.375
l5_acled_dummy_pr	0.3127	0.118	2.639	0.008	0.080	0.545
l6_acled_dummy_pr	0.2329	0.120	1.942	0.052	-0.002	0.468
l7_acled_dummy_pr	0.2550	0.122	2.090	0.037	0.016	0.494
l8_acled_dummy_pr	0.3147	0.123	2.564	0.010	0.074	0.555
l9_acled_dummy_pr	0.2681	0.127	2.119	0.034	0.020	0.516
l10_acled_dummy_pr	0.4115	0.120	3.424	0.001	0.176	0.647
l11_acled_dummy_pr	0.5941	0.125	4.758	0.000	0.349	0.839
l12_acled_dummy_pr	0.3283	0.123	2.661	0.008	0.086	0.570
l1_ged_dummy_sb	-0.6988	0.209	-3.341	0.001	-1.109	-0.289
l1_ged_dummy_ns	0.2219	0.260	0.852	0.394	-0.288	0.732
l1_ged_dummy_os	-0.1186	0.199	-0.597	0.550	-0.508	0.271
l1_acled_dummy_pr	0.5629	0.125	4.504	0.000	0.318	0.808
decay_12_cw_ged_dummy_sb_0	0.0773	0.227	0.341	0.733	-0.367	0.522
decay_12_cw_ged_dummy_ns_0	-0.2158	0.232	-0.930	0.352	-0.671	0.239
decay_12_cw_ged_dummy_os_0	0.5646	0.218	2.595	0.009	0.138	0.991
decay_12_cw_acled_dummy_pr_0	0.8950	0.212	4.220	0.000	0.479	1.311
fvp_lngdpcap_nonoilrent	-0.1790	0.091	-1.969	0.049	-0.357	-0.001
fvp_lngdpcap_oilrent	0.0146	0.023	0.647	0.517	-0.030	0.059
fvp_grgdpcap_oilrent	-0.0305	0.122	-0.249	0.804	-0.270	0.209
fvp_grgdpcap_nonoilrent	0.3620	0.284	1.275	0.202	-0.194	0.918
ln_fvp_timeindep	-0.0197	0.133	-0.148	0.882	-0.280	0.241
ln_fvp_timesincepreindepwar	-0.0499	0.108	-0.460	0.646	-0.263	0.163
ln_fvp_timesinceregimechange	0.0679	0.055	1.238	0.216	-0.040	0.175
fvp_demo	0.0229	0.167	0.137	0.891	-0.305	0.351
fvp_semi	0.0782	0.151	0.517	0.605	-0.218	0.375
fvp_prop_excluded	-0.2663	0.203	-1.309	0.190	-0.665	0.132
ln_fvp_population200	0.2732	0.043	6.399	0.000	0.189	0.357
ssp2_edu_sec_15_24_prop	0.6597	0.371	1.776	0.076	-0.068	1.388
ssp2_urban_share_iiasa	0.0029	0.004	0.751	0.453	-0.005	0.010
Intercept	-1.8302	0.835	-2.191	0.028	-3.468	-0.193

2.10.5 sb_eval

Dep. Variable:	ged_dummy_sb	**No. Observations:**	2812
Model:	Logit	**Df Residuals:**	2779
Method:	MLE	**Df Model:**	32
Date:	Sun, 28 Jul 2019	**Pseudo R-squ.:**	0.6647
Time:	03:32:56	**Log-Likelihood:**	-616.06
converged:	True	**LL-Null:**	-1837.2

	coef	std err	z	P>|z|	[0.025	0.975]
l2_ged_dummy_sb	0.6292	0.244	2.575	0.010	0.150	1.108
l3_ged_dummy_sb	0.7691	0.250	3.081	0.002	0.280	1.258
l4_ged_dummy_sb	0.1481	0.248	0.596	0.551	-0.339	0.635
l5_ged_dummy_sb	0.1129	0.250	0.451	0.652	-0.377	0.603
l6_ged_dummy_sb	-0.0146	0.245	-0.060	0.952	-0.496	0.466
l7_ged_dummy_sb	-0.3102	0.255	-1.216	0.224	-0.810	0.190
l8_ged_dummy_sb	0.0676	0.251	0.269	0.788	-0.425	0.560
l9_ged_dummy_sb	-0.0635	0.253	-0.251	0.802	-0.559	0.432
l10_ged_dummy_sb	0.1495	0.254	0.589	0.556	-0.348	0.647
l11_ged_dummy_sb	0.5496	0.251	2.191	0.028	0.058	1.041
l12_ged_dummy_sb	0.2768	0.237	1.166	0.244	-0.188	0.742
l1_ged_dummy_sb	0.8613	0.244	3.535	0.000	0.384	1.339
l1_ged_dummy_ns	-0.1785	0.334	-0.535	0.593	-0.832	0.475
l1_ged_dummy_os	0.1783	0.250	0.712	0.476	-0.312	0.669
l1_acled_dummy_pr	0.1133	0.209	0.541	0.588	-0.297	0.524
decay_12_cw_ged_dummy_sb_0	2.9167	0.318	9.167	0.000	2.293	3.540
decay_12_cw_ged_dummy_ns_0	0.8531	0.319	2.674	0.007	0.228	1.478
decay_12_cw_ged_dummy_os_0	0.8977	0.300	2.997	0.003	0.311	1.485
decay_12_cw_acled_dummy_pr_0	-0.1197	0.333	-0.359	0.719	-0.773	0.533
fvp_lngdpcap_nonoilrent	0.0643	0.179	0.359	0.720	-0.287	0.416
fvp_lngdpcap_oilrent	0.0875	0.036	2.423	0.015	0.017	0.158
fvp_grgdpcap_oilrent	-0.1808	0.193	-0.939	0.348	-0.558	0.197
fvp_grgdpcap_nonoilrent	-2.1683	0.752	-2.882	0.004	-3.643	-0.694
ln_fvp_timeindep	0.0029	0.230	0.013	0.990	-0.447	0.453
ln_fvp_timesincepreindepwar	-0.2509	0.195	-1.290	0.197	-0.632	0.130
ln_fvp_timesinceregimechange	-0.0666	0.092	-0.725	0.469	-0.247	0.114
fvp_demo	0.2649	0.266	0.997	0.319	-0.256	0.786
fvp_semi	0.1655	0.232	0.712	0.476	-0.290	0.621
fvp_prop_excluded	-0.4939	0.368	-1.342	0.180	-1.215	0.227
ln_fvp_population200	0.1104	0.085	1.294	0.196	-0.057	0.278
ssp2_edu_sec_15_24_prop	-1.6036	0.694	-2.311	0.021	-2.964	-0.244
ssp2_urban_share_iiasa	-0.0065	0.007	-0.944	0.345	-0.020	0.007
Intercept	-2.6326	1.533	-1.718	0.086	-5.637	0.372

2.10.6 ns_eval

Dep. Variable:	ged_dummy_ns	**No. Observations:**	2047
Model:	Logit	**Df Residuals:**	2014
Method:	MLE	**Df Model:**	32
Date:	Sun, 28 Jul 2019	**Pseudo R-squ.:**	0.6517
Time:	03:32:56	**Log-Likelihood:**	-492.36
converged:	True	**LL-Null:**	-1413.6

	coef	std err	z	P>|z|	[0.025	0.975]
l2_ged_dummy_ns	0.1580	0.251	0.630	0.529	-0.334	0.650
l3_ged_dummy_ns	0.0397	0.246	0.161	0.872	-0.443	0.522
l4_ged_dummy_ns	0.2580	0.257	1.005	0.315	-0.245	0.761
l5_ged_dummy_ns	0.3690	0.254	1.451	0.147	-0.129	0.868
l6_ged_dummy_ns	0.1815	0.247	0.735	0.462	-0.303	0.666
l7_ged_dummy_ns	0.5378	0.265	2.033	0.042	0.019	1.056
l8_ged_dummy_ns	0.0748	0.254	0.295	0.768	-0.423	0.573
l9_ged_dummy_ns	-0.1366	0.258	-0.529	0.597	-0.643	0.370
l10_ged_dummy_ns	0.6948	0.257	2.706	0.007	0.192	1.198
l11_ged_dummy_ns	0.2638	0.252	1.047	0.295	-0.230	0.758
l12_ged_dummy_ns	0.1277	0.251	0.509	0.611	-0.364	0.619
l1_ged_dummy_sb	0.2196	0.283	0.776	0.438	-0.335	0.774
l1_ged_dummy_ns	0.8567	0.257	3.329	0.001	0.352	1.361
l1_ged_dummy_os	0.1833	0.268	0.683	0.495	-0.343	0.709
l1_acled_dummy_pr	0.5291	0.235	2.247	0.025	0.068	0.991
decay_12_cw_ged_dummy_sb_0	0.4588	0.357	1.285	0.199	-0.241	1.159
decay_12_cw_ged_dummy_ns_0	2.9446	0.380	7.756	0.000	2.200	3.689
decay_12_cw_ged_dummy_os_0	0.2959	0.357	0.829	0.407	-0.404	0.996
decay_12_cw_acled_dummy_pr_0	-0.3839	0.410	-0.936	0.349	-1.188	0.420
fvp_lngdpcap_nonoilrent	-0.0446	0.192	-0.232	0.817	-0.422	0.332
fvp_lngdpcap_oilrent	-0.0032	0.044	-0.073	0.942	-0.090	0.084
fvp_grgdpcap_oilrent	-0.2626	0.240	-1.096	0.273	-0.732	0.207
fvp_grgdpcap_nonoilrent	-0.9661	0.692	-1.397	0.162	-2.322	0.389
ln_fvp_timeindep	-0.5246	0.235	-2.234	0.026	-0.985	-0.064
ln_fvp_timesincepreindepwar	0.1783	0.221	0.806	0.420	-0.255	0.612
ln_fvp_timesinceregimechange	-0.1257	0.104	-1.207	0.227	-0.330	0.078
fvp_demo	-0.0180	0.348	-0.052	0.959	-0.701	0.665
fvp_semi	0.1917	0.310	0.618	0.536	-0.416	0.799
fvp_prop_excluded	-0.6572	0.510	-1.289	0.197	-1.656	0.342
ln_fvp_population200	0.5473	0.113	4.863	0.000	0.327	0.768
ssp2_edu_sec_15_24_prop	-1.0862	0.703	-1.544	0.123	-2.465	0.293
ssp2_urban_share_iiasa	0.0147	0.008	1.768	0.077	-0.002	0.031
Intercept	-6.6427	1.702	-3.902	0.000	-9.979	-3.306

2.10.7 os_eval

Dep. Variable:	ged_dummy_os	**No. Observations:**	2626
Model:	Logit	**Df Residuals:**	2593
Method:	MLE	**Df Model:**	32
Date:	Sun, 28 Jul 2019	**Pseudo R-squ.:**	0.5972
Time:	03:32:55	**Log-Likelihood:**	-708.85
converged:	True	**LL-Null:**	-1759.6

	coef	std err	z	P>|z|	[0.025	0.975]
l2_ged_dummy_os	0.0941	0.212	0.445	0.657	-0.321	0.509
l3_ged_dummy_os	0.3763	0.215	1.752	0.080	-0.045	0.797
l4_ged_dummy_os	0.2605	0.215	1.212	0.225	-0.161	0.682
l5_ged_dummy_os	0.1067	0.216	0.493	0.622	-0.317	0.531
l6_ged_dummy_os	-0.0744	0.215	-0.345	0.730	-0.496	0.348
l7_ged_dummy_os	-0.1486	0.214	-0.695	0.487	-0.568	0.270
l8_ged_dummy_os	0.2448	0.215	1.139	0.255	-0.177	0.666
l9_ged_dummy_os	0.4467	0.219	2.037	0.042	0.017	0.876
l10_ged_dummy_os	0.2636	0.223	1.184	0.237	-0.173	0.700
l11_ged_dummy_os	0.1636	0.219	0.748	0.454	-0.265	0.592
l12_ged_dummy_os	-0.2662	0.215	-1.240	0.215	-0.687	0.155
l1_ged_dummy_sb	0.5053	0.236	2.145	0.032	0.043	0.967
l1_ged_dummy_ns	-0.3185	0.282	-1.131	0.258	-0.870	0.234
l1_ged_dummy_os	0.6560	0.217	3.025	0.002	0.231	1.081
l1_acled_dummy_pr	-0.1356	0.184	-0.736	0.462	-0.497	0.226
decay_12_cw_ged_dummy_sb_0	1.0797	0.266	4.066	0.000	0.559	1.600
decay_12_cw_ged_dummy_ns_0	0.7979	0.307	2.602	0.009	0.197	1.399
decay_12_cw_ged_dummy_os_0	2.4090	0.300	8.028	0.000	1.821	2.997
decay_12_cw_acled_dummy_pr_0	0.5719	0.321	1.780	0.075	-0.058	1.202
fvp_lngdpcap_nonoilrent	-0.4156	0.161	-2.582	0.010	-0.731	-0.100
fvp_lngdpcap_oilrent	0.0582	0.034	1.712	0.087	-0.008	0.125
fvp_grgdpcap_oilrent	-0.1876	0.182	-1.028	0.304	-0.545	0.170
fvp_grgdpcap_nonoilrent	-0.5200	0.538	-0.967	0.334	-1.574	0.534
ln_fvp_timeindep	-0.3370	0.199	-1.693	0.090	-0.727	0.053
ln_fvp_timesincepreindepwar	0.2662	0.177	1.504	0.133	-0.081	0.613
ln_fvp_timesinceregimechange	0.0660	0.086	0.769	0.442	-0.102	0.234
fvp_demo	-0.4150	0.278	-1.494	0.135	-0.960	0.130
fvp_semi	-0.1298	0.244	-0.532	0.594	-0.608	0.348
fvp_prop_excluded	0.3554	0.322	1.104	0.270	-0.276	0.986
ln_fvp_population200	0.2902	0.086	3.390	0.001	0.122	0.458
ssp2_edu_sec_15_24_prop	-0.0100	0.569	-0.018	0.986	-1.125	1.105
ssp2_urban_share_iiasa	0.0069	0.007	1.051	0.293	-0.006	0.020
Intercept	-2.6449	1.371	-1.929	0.054	-5.332	0.042

2.10.8 pr_eval

Dep. Variable:	acled_dummy_pr	**No. Observations:**	4803
Model:	Logit	**Df Residuals:**	4770
Method:	MLE	**Df Model:**	32
Date:	Sun, 28 Jul 2019	**Pseudo R-squ.:**	0.3106
Time:	03:32:56	**Log-Likelihood:**	-1481.4
converged:	True	**LL-Null:**	-2148.7

	coef	std err	z	P>|z|	[0.025	0.975]
l2_acled_dummy_pr	0.5778	0.130	4.461	0.000	0.324	0.832
l3_acled_dummy_pr	0.5223	0.128	4.091	0.000	0.272	0.773
l4_acled_dummy_pr	0.1572	0.124	1.269	0.205	-0.086	0.400
l5_acled_dummy_pr	0.5425	0.126	4.300	0.000	0.295	0.790
l6_acled_dummy_pr	0.1193	0.123	0.971	0.332	-0.122	0.360
l7_acled_dummy_pr	0.2134	0.123	1.742	0.082	-0.027	0.454
l8_acled_dummy_pr	0.0154	0.122	0.127	0.899	-0.223	0.254
l9_acled_dummy_pr	0.1867	0.128	1.458	0.145	-0.064	0.438
l10_acled_dummy_pr	0.3384	0.121	2.796	0.005	0.101	0.576
l11_acled_dummy_pr	0.4318	0.126	3.438	0.001	0.186	0.678
l12_acled_dummy_pr	0.1638	0.123	1.331	0.183	-0.077	0.405
l1_ged_dummy_sb	-0.1809	0.212	-0.854	0.393	-0.596	0.234
l1_ged_dummy_ns	0.6537	0.314	2.085	0.037	0.039	1.268
l1_ged_dummy_os	0.1537	0.212	0.726	0.468	-0.261	0.569
l1_acled_dummy_pr	0.4274	0.128	3.331	0.001	0.176	0.679
decay_12_cw_ged_dummy_sb_0	-0.2036	0.214	-0.952	0.341	-0.623	0.216
decay_12_cw_ged_dummy_ns_0	-0.0554	0.241	-0.230	0.818	-0.527	0.416
decay_12_cw_ged_dummy_os_0	0.2460	0.210	1.171	0.242	-0.166	0.658
decay_12_cw_acled_dummy_pr_0	0.7223	0.226	3.197	0.001	0.280	1.165
fvp_lngdpcap_nonoilrent	-0.3528	0.100	-3.521	0.000	-0.549	-0.156
fvp_lngdpcap_oilrent	0.0169	0.024	0.715	0.474	-0.029	0.063
fvp_grgdpcap_oilrent	-0.2283	0.115	-1.993	0.046	-0.453	-0.004
fvp_grgdpcap_nonoilrent	-0.0476	0.340	-0.140	0.889	-0.714	0.619
ln_fvp_timeindep	0.1156	0.145	0.797	0.425	-0.169	0.400
ln_fvp_timesincepreindepwar	0.0601	0.114	0.526	0.599	-0.164	0.284
ln_fvp_timesinceregimechange	0.0640	0.065	0.985	0.325	-0.063	0.191
fvp_demo	0.0829	0.179	0.462	0.644	-0.269	0.434
fvp_semi	0.0134	0.161	0.083	0.934	-0.303	0.330
fvp_prop_excluded	-0.0613	0.208	-0.295	0.768	-0.469	0.346
ln_fvp_population200	0.2683	0.047	5.703	0.000	0.176	0.360
ssp2_edu_sec_15_24_prop	1.5059	0.398	3.779	0.000	0.725	2.287
ssp2_urban_share_iiasa	0.0027	0.004	0.678	0.498	-0.005	0.011
Intercept	-1.4641	0.904	-1.620	0.105	-3.236	0.308

2.11 osa_cm_acled_base_rf

2.11.1 sb_fcast

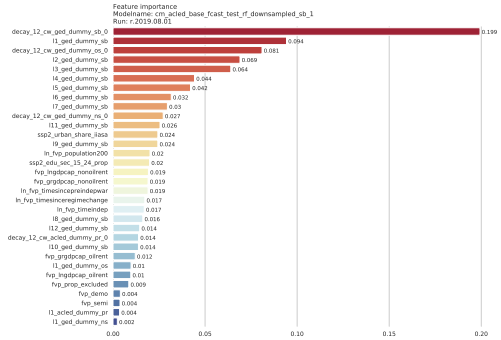

(a) 1 month

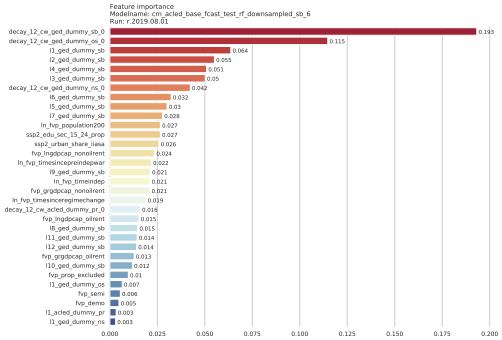

(b) 6 months

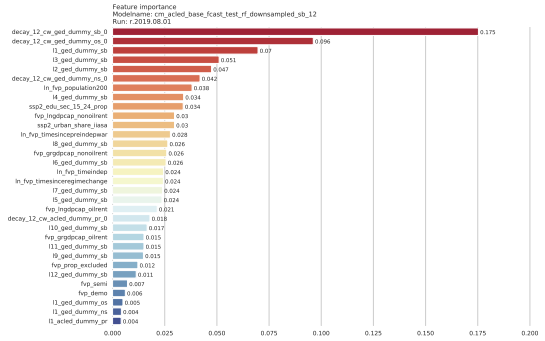

(c) 12 months

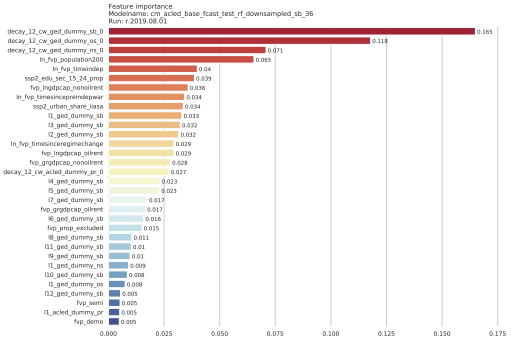

(d) 36 months

2.11.2 ns_fcast

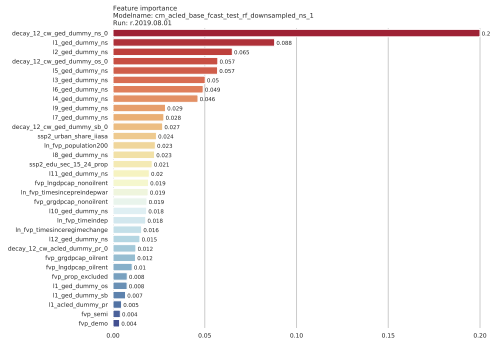

(a) 1 month

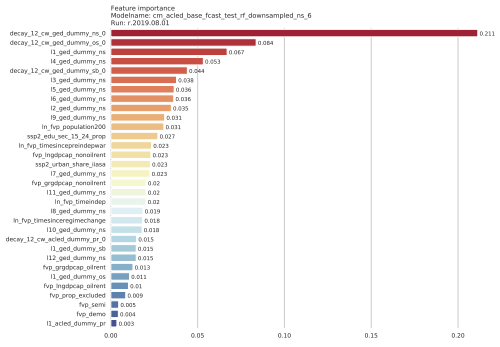

(b) 6 months

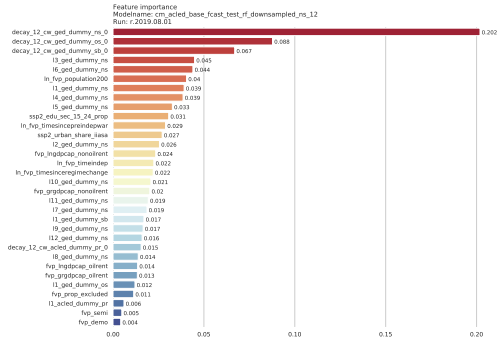

(c) 12 months

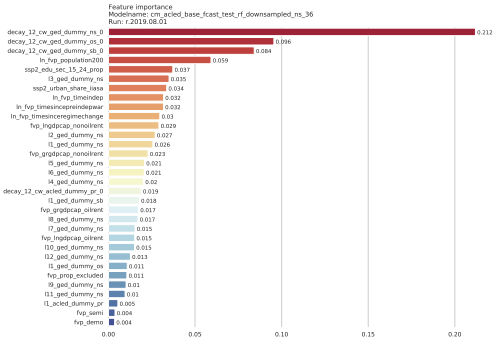

(d) 36 months

2.11.3 os_fcast

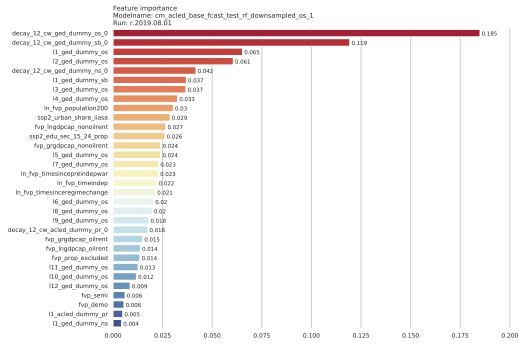

(a) 1 month

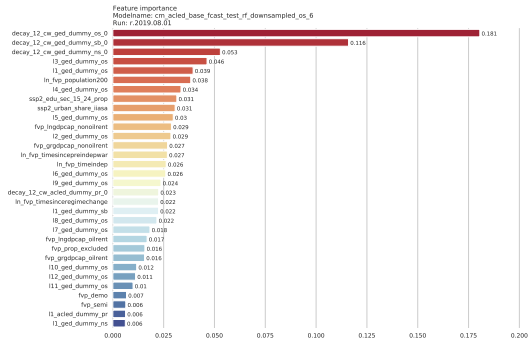

(b) 6 months

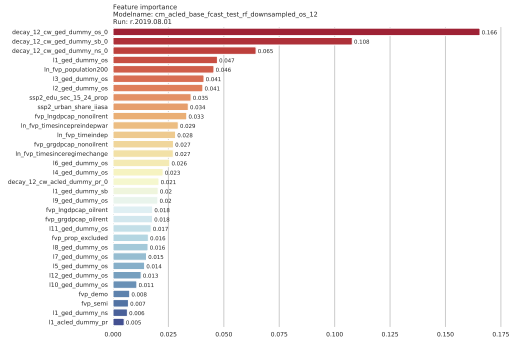

(c) 12 months

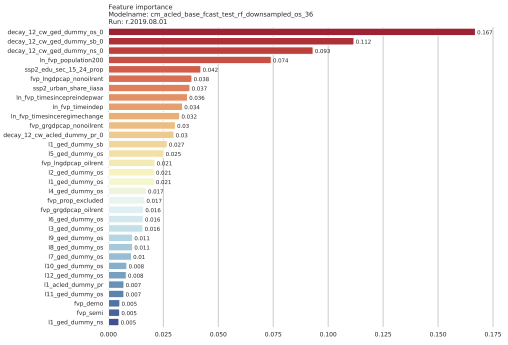

(d) 36 months

2.11.4 pr_fcast

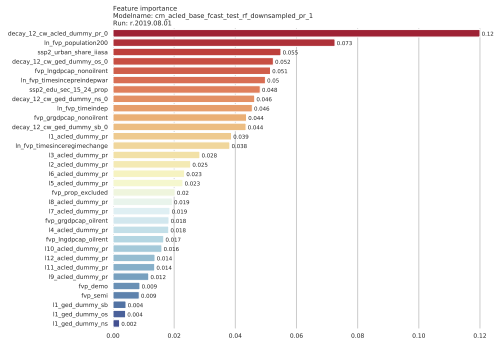

(a) 1 month

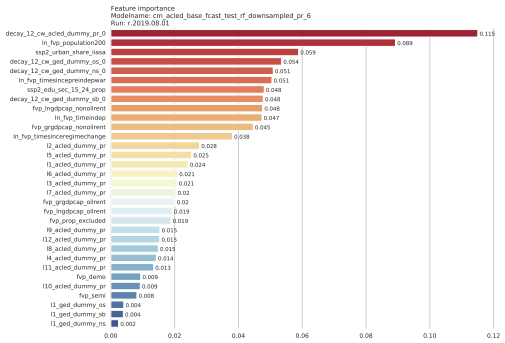

(b) 6 months

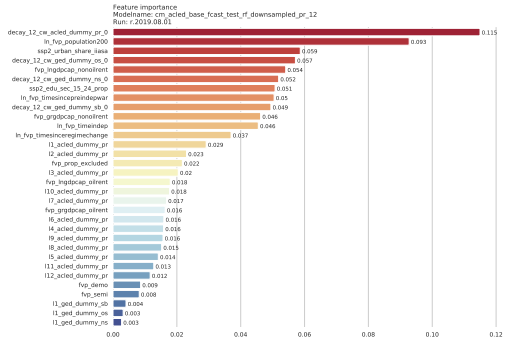

(c) 12 months

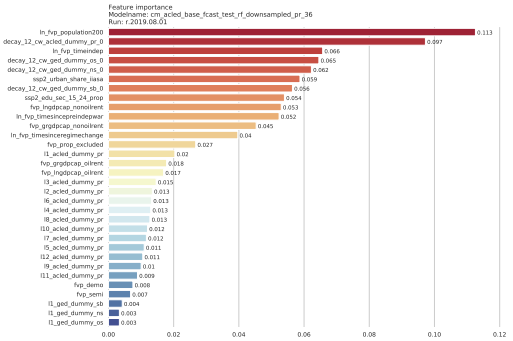

(d) 36 months

2.11.5 sb_eval

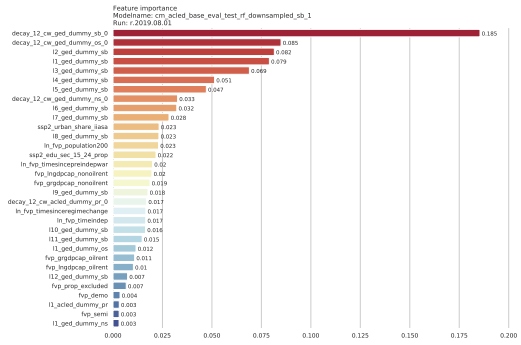

(a) 1 month

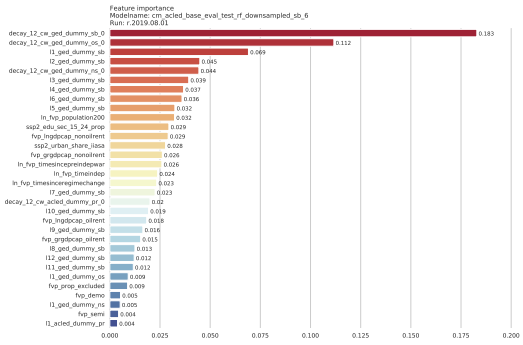

(b) 6 months

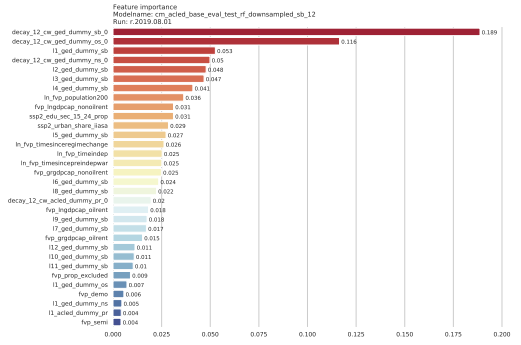

(c) 12 months

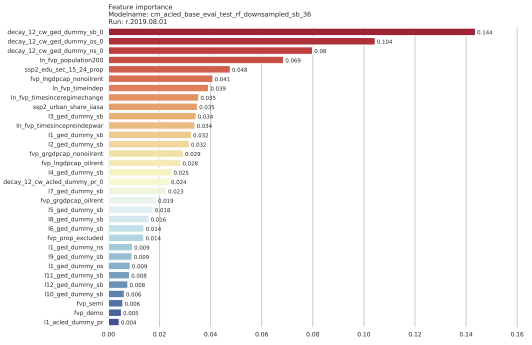

(d) 36 months

2.11.6 ns_eval

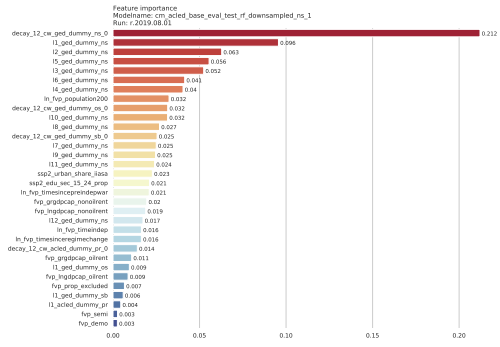

(a) 1 month

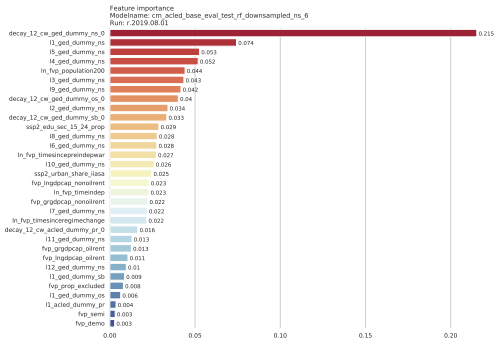

(b) 6 months

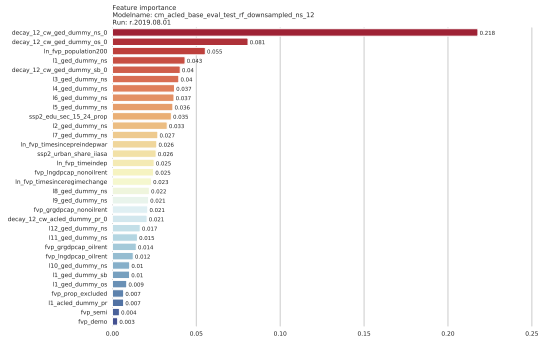

(c) 12 months

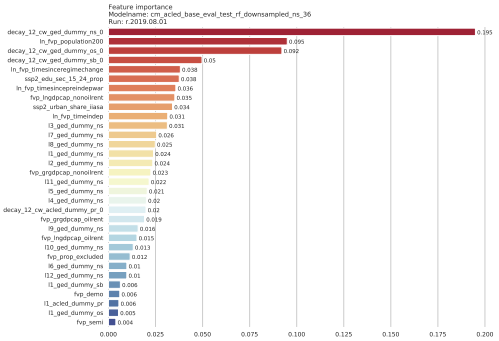

(d) 36 months

2.11.7 os_eval

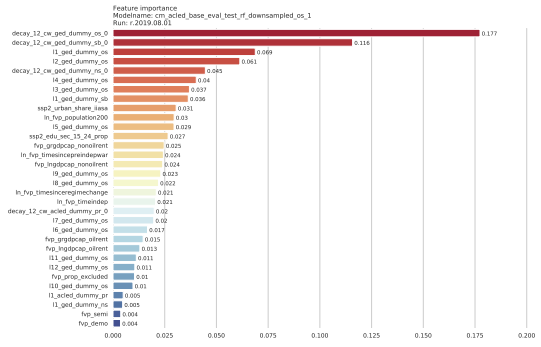

(a) 1 month

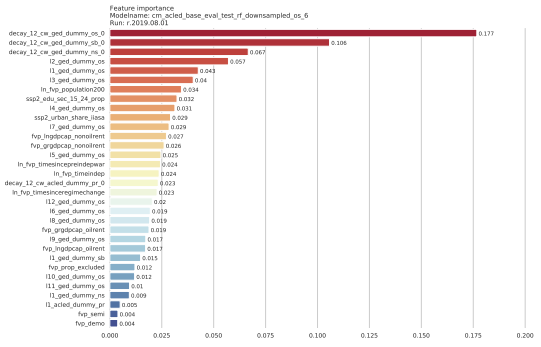

(b) 6 months

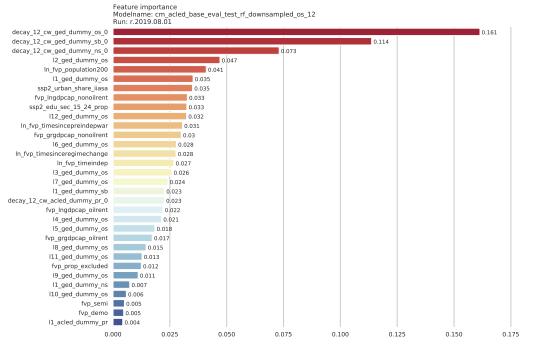

(c) 12 months

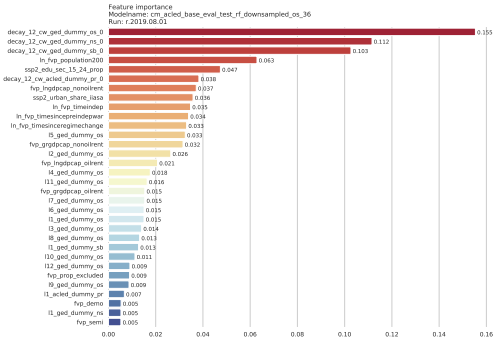

(d) 36 months

2.11.8 pr_eval

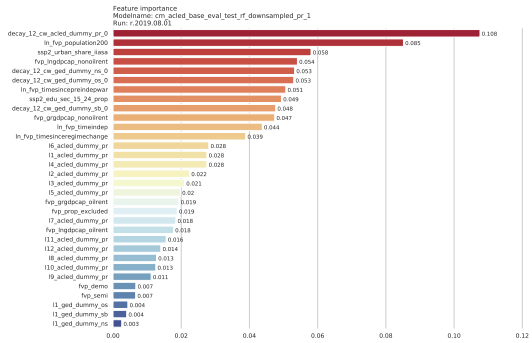

(a) 1 month

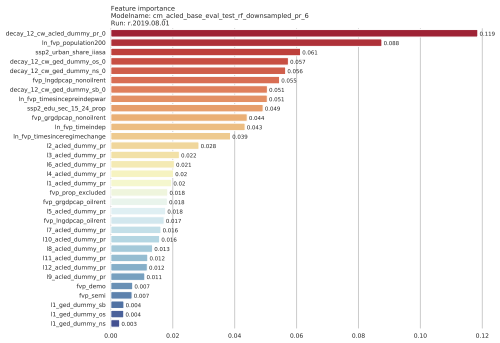

(b) 6 months

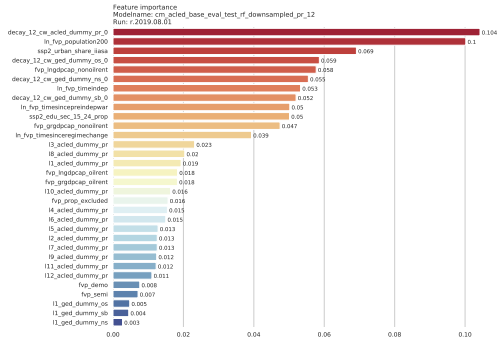

(c) 12 months

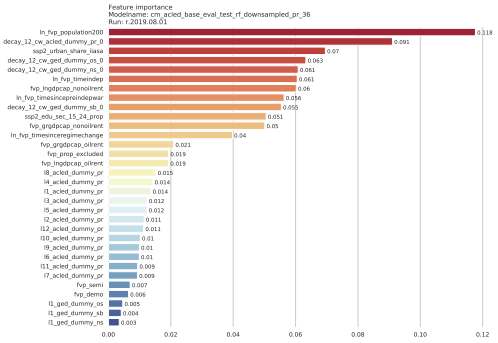

(d) 36 months

3 Overview of pgm-level ensemble

Model name
ds_pgm_canon_nocm_eval_test_sb
ds_pgm_canon_wcm_eval_test_sb
ds_pgm_acled_nocm_eval_test_sb
cl_ds_pgm_canon_nocm_eval_test_sb
ds_pgm_acled_soc_eval_test_sb
ds_pgm_acled_nat_eval_test_sb
ds_pgm_acled_mean_eval_test_sb
ds_pgm_acled_histonly_eval_test_sb
ds_pgm_acled_protest_eval_test_sb
ds_pgm_acled_cm_eval_test_sb
osa_pgm_acled_nocm_eval_test_logit_fullsample_sb
osa_pgm_canon_nocm_eval_test_logit_fullsample_sb
osa_pgm_canon_wcm_eval_test_logit_fullsample_sb
cl_osa_pgm_canon_nocm_eval_test_logit_fullsample_sb
osa_pgm_acled_soc_eval_test_logit_fullsample_sb
osa_pgm_acled_nat_eval_test_logit_fullsample_sb
osa_pgm_acled_mean_eval_test_logit_fullsample_sb
osa_pgm_acled_histonly_eval_test_logit_fullsample_sb
osa_pgm_acled_protest_eval_test_logit_fullsample_sb
osa_pgm_acled_cm_eval_test_logit_fullsample_sb
osa_pgm_acled_nocm_eval_test_rf_downsampled_sb
osa_pgm_canon_nocm_eval_test_rf_downsampled_sb
osa_pgm_canon_wcm_eval_test_rf_downsampled_sb
cl_osa_pgm_canon_nocm_eval_test_rf_downsampled_sb
osa_pgm_acled_soc_eval_test_rf_downsampled_sb
osa_pgm_acled_nat_eval_test_rf_downsampled_sb
osa_pgm_acled_mean_eval_test_rf_downsampled_sb
osa_pgm_acled_histonly_eval_test_rf_downsampled_sb
osa_pgm_acled_protest_eval_test_rf_downsampled_sb
osa_pgm_acled_cm_eval_test_rf_downsampled_sb
average_allwthematic_sb

Table 2: Models in pgm-level ensemble

Table **??** shows all the constituent models in the *pgm*-level ensemble. Models are named according the following convention:

- 'ds' and 'osa' refers to the way the model handles dynamics (see methodology section in main paper).
- 'pgm' refers to the level of analysis.

- 'acled' or 'canon' denotes whether the models are trained on the period for which we have ACLED data (1997–) or the complete dataset (1990–) for all models except the thematic ones. The thematic models have acled in the name even though they are estimated on the complete dataset. This strictly a labelling issues due to a technicality in the database processing.

- 'nocm', 'wcm', 'cl', 'mean', 'soc', 'nat', 'histonly', 'cm', 'protest' refers to a theme as listed in Table 3 in the main paper. 'nocm' refers to all themes without cm level predictors, 'wcm' and 'cl' refer to all themes including cm level predictors either in the pgm model specification or multiplied probabilities as explained in the methodology section of the main article, 'mean' to the baseline, 'soc' to social geography theme, 'nat' to natural geography theme, 'histonly' to conflict history theme, 'cm' to cm theme, and 'protest' to protest theme.

- 'logit_fullsample' and 'rf_downsampled' refers to the logit and random forest specifications of 'osa'.

- 'sb' refers to conflict type.

- The final line, 'average_allwthematic' is the ensemble of all the other models.

Note that results from the *cl* models are not included in this appendix. These models are the product of associated cm and pgm predicted probabilities, that is: cl_osa_pgm_canon_nocm _eval_test_logit_fullsample_sb is the product of osa_cm_canon_base_eval_test_logit_fullsample_sb and osa_pgm _canon_nocm_eval_test_logit_fullsample_sb.

4 PRIOGRID-level (pgm)

4.1 ds_pgm_canon_wcm

4.1.1 sb_fcast

Dep. Variable:	ged_dummy_sb	**No. Observations:**	3779658
Model:	Logit	**Df Residuals:**	3779605
Method:	MLE	**Df Model:**	52
Date:	Sun, 28 Jul 2019	**Pseudo R-squ.:**	0.4231
Time:	04:07:07	**Log-Likelihood:**	-49455.
converged:	True	**LL-Null:**	-85732.

	coef	std err	z	P>|z|	[0.025	0.975]
Intercept	-9.5635	0.317	-30.170	0.000	-10.185	-8.942
l2_ged_dummy_sb	0.1744	0.030	5.737	0.000	0.115	0.234
l3_ged_dummy_sb	0.1587	0.031	5.135	0.000	0.098	0.219
l4_ged_dummy_sb	0.1962	0.031	6.284	0.000	0.135	0.257
l5_ged_dummy_sb	0.2189	0.032	6.874	0.000	0.157	0.281
l6_ged_dummy_sb	0.0497	0.033	1.490	0.136	-0.016	0.115
l7_ged_dummy_sb	0.1965	0.033	5.877	0.000	0.131	0.262
l8_ged_dummy_sb	0.2227	0.034	6.577	0.000	0.156	0.289
l9_ged_dummy_sb	0.2592	0.034	7.582	0.000	0.192	0.326
l10_ged_dummy_sb	0.2211	0.035	6.358	0.000	0.153	0.289
l11_ged_dummy_sb	0.2155	0.035	6.140	0.000	0.147	0.284
l12_ged_dummy_sb	0.2674	0.035	7.651	0.000	0.199	0.336
q_1_1_l2_ged_dummy_sb	0.1105	0.015	7.305	0.000	0.081	0.140
q_1_1_l3_ged_dummy_sb	0.0845	0.015	5.668	0.000	0.055	0.114
l1_ged_dummy_sb	0.2140	0.031	6.956	0.000	0.154	0.274
l1_ged_dummy_ns	0.4288	0.123	3.498	0.000	0.189	0.669
l1_ged_dummy_os	0.2486	0.047	5.300	0.000	0.157	0.341
decay_12_cw_ged_dummy_sb_0	3.9030	0.043	90.099	0.000	3.818	3.988
decay_12_cw_ged_dummy_ns_0	-0.4928	0.065	-7.562	0.000	-0.620	-0.365
decay_12_cw_ged_dummy_os_0	0.9678	0.044	22.088	0.000	0.882	1.054
q_1_1_l1_ged_dummy_sb	0.2707	0.015	18.376	0.000	0.242	0.300
q_1_1_l1_ged_dummy_ns	-0.0771	0.051	-1.511	0.131	-0.177	0.023
q_1_1_l1_ged_dummy_os	0.0947	0.018	5.344	0.000	0.060	0.129
ln_dist_diamsec	0.3031	0.018	16.705	0.000	0.268	0.339
ln_dist_petroleum	-0.0234	0.020	-1.168	0.243	-0.063	0.016
agri_ih_li	-0.0032	0.001	-3.204	0.001	-0.005	-0.001
barren_ih_li	-0.0021	0.001	-2.513	0.012	-0.004	-0.000
forest_ih_li	-0.0006	0.001	-0.647	0.518	-0.002	0.001
mountains_mean	-0.0900	0.038	-2.367	0.018	-0.165	-0.015
savanna_ih_li	-0.0009	0.001	-1.054	0.292	-0.003	0.001
shrub_ih_li	0.0108	0.001	10.883	0.000	0.009	0.013
pasture_ih_li	0.0033	0.001	4.800	0.000	0.002	0.005
urban_ih_li	0.0337	0.009	3.887	0.000	0.017	0.051
ln_bdist3	-0.1056	0.009	-11.971	0.000	-0.123	-0.088
ln_ttime	-0.1425	0.022	-6.628	0.000	-0.185	-0.100
ln_capdist	0.0467	0.015	3.082	0.002	0.017	0.076
ln_pop	0.2199	0.012	18.585	0.000	0.197	0.243
gcp_li_mer	0.0743	0.012	6.133	0.000	0.051	0.098
imr_mean	0.0007	4.28e-05	17.410	0.000	0.001	0.001
excluded_dummy_li	0.1125	0.023	4.881	0.000	0.067	0.158
fvp_lngdpcap_nonoilrent	-0.0705	0.024	-2.968	0.003	-0.117	-0.024
fvp_lngdpcap_oilrent	0.0906	0.006	15.625	0.000	0.079	0.102
fvp_grgdpcap_oilrent	-0.1281	0.028	-4.653	0.000	-0.182	-0.074
fvp_grgdpcap_nonoilrent	-0.5152	0.074	-6.984	0.000	-0.660	-0.371
ln_fvp_timeindep	0.2154	0.032	6.704	0.000	0.152	0.278
ln_fvp_timesincepreindepwar	-0.0837	0.028	-3.036	0.002	-0.138	-0.030
ln_fvp_timesinceregimechange	-0.1017	0.011	-9.141	0.000	-0.123	-0.080
fvp_demo	-0.5123	0.041	-12.438	0.000	-0.593	-0.432
fvp_semi	-0.3585	0.029	-12.419	0.000	-0.415	-0.302
fvp_prop_excluded	0.0209	0.045	0.465	0.642	-0.067	0.109
ln_fvp_population200	0.0331	0.015	2.154	0.031	0.003	0.063
ssp2_edu_sec_15_24_prop	-0.1119	0.094	-1.192	0.233	-0.296	0.072
ssp2_urban_share_iiasa	-0.0003	0.001	-0.261	0.794	-0.002	0.002

4.1.2 ns_fcast

Dep. Variable:	ged_dummy_ns	**No. Observations:**	3779658
Model:	Logit	**Df Residuals:**	3779605
Method:	MLE	**Df Model:**	52
Date:	Sun, 28 Jul 2019	**Pseudo R-squ.:**	0.3611
Time:	04:07:12	**Log-Likelihood:**	-21948.
converged:	True	**LL-Null:**	-34352.

	coef	std err	z	P>|z|	[0.025	0.975]
Intercept	-14.4271	0.524	-27.515	0.000	-15.455	-13.399
l2_ged_dummy_ns	0.3278	0.057	5.713	0.000	0.215	0.440
l3_ged_dummy_ns	0.2040	0.060	3.411	0.001	0.087	0.321
l4_ged_dummy_ns	0.1389	0.062	2.232	0.026	0.017	0.261
l5_ged_dummy_ns	0.3456	0.063	5.519	0.000	0.223	0.468
l6_ged_dummy_ns	0.2275	0.066	3.441	0.001	0.098	0.357
l7_ged_dummy_ns	0.2245	0.068	3.301	0.001	0.091	0.358
l8_ged_dummy_ns	0.1777	0.070	2.532	0.011	0.040	0.315
l9_ged_dummy_ns	0.3222	0.071	4.570	0.000	0.184	0.460
l10_ged_dummy_ns	0.2575	0.072	3.554	0.000	0.115	0.400
l11_ged_dummy_ns	0.2640	0.073	3.598	0.000	0.120	0.408
l12_ged_dummy_ns	0.2982	0.073	4.064	0.000	0.154	0.442
q_1_1_l2_ged_dummy_ns	0.1948	0.033	5.839	0.000	0.129	0.260
q_1_1_l3_ged_dummy_ns	0.0779	0.034	2.298	0.022	0.011	0.144
l1_ged_dummy_sb	0.0094	0.113	0.083	0.934	-0.213	0.232
l1_ged_dummy_ns	0.4599	0.057	8.017	0.000	0.347	0.572
l1_ged_dummy_os	0.3544	0.091	3.912	0.000	0.177	0.532
decay_12_cw_ged_dummy_sb_0	0.2774	0.090	3.084	0.002	0.101	0.454
decay_12_cw_ged_dummy_ns_0	3.9790	0.071	55.902	0.000	3.840	4.119
decay_12_cw_ged_dummy_os_0	0.6473	0.082	7.916	0.000	0.487	0.808
q_1_1_l1_ged_dummy_sb	-0.1243	0.038	-3.231	0.001	-0.200	-0.049
q_1_1_l1_ged_dummy_ns	0.4818	0.032	15.025	0.000	0.419	0.545
q_1_1_l1_ged_dummy_os	0.1666	0.035	4.747	0.000	0.098	0.235
ln_dist_diamsec	0.3176	0.031	10.331	0.000	0.257	0.378
ln_dist_petroleum	0.6415	0.043	14.893	0.000	0.557	0.726
agri_ih_li	0.0065	0.002	4.043	0.000	0.003	0.010
barren_ih_li	-0.0034	0.002	-2.231	0.026	-0.006	-0.000
forest_ih_li	-0.0033	0.002	-2.136	0.033	-0.006	-0.000
mountains_mean	-0.2232	0.065	-3.414	0.001	-0.351	-0.095
savanna_ih_li	0.0053	0.001	3.680	0.000	0.002	0.008
shrub_ih_li	0.0172	0.002	9.969	0.000	0.014	0.021
pasture_ih_li	0.0072	0.001	5.532	0.000	0.005	0.010
urban_ih_li	0.0232	0.013	1.779	0.075	-0.002	0.049
ln_bdist3	-0.0980	0.015	-6.634	0.000	-0.127	-0.069
ln_ttime	0.0014	0.036	0.040	0.968	-0.069	0.072
ln_capdist	0.0870	0.025	3.498	0.000	0.038	0.136
ln_pop	0.2824	0.020	14.469	0.000	0.244	0.321
gcp_li_mer	0.0129	0.023	0.575	0.565	-0.031	0.057
imr_mean	9.761e-05	7.33e-05	1.332	0.183	-4.6e-05	0.000
excluded_dummy_li	0.3158	0.038	8.257	0.000	0.241	0.391
fvp_lngdpcap_nonoilrent	-0.0720	0.038	-1.897	0.058	-0.146	0.002
fvp_lngdpcap_oilrent	0.1037	0.009	12.115	0.000	0.087	0.121
fvp_grgdpcap_oilrent	-0.2528	0.044	-5.711	0.000	-0.340	-0.166
fvp_grgdpcap_nonoilrent	-0.5553	0.116	-4.804	0.000	-0.782	-0.329
ln_fvp_timeindep	0.3955	0.051	7.823	0.000	0.296	0.495
ln_fvp_timesincepreindepwar	0.1746	0.050	3.493	0.000	0.077	0.273
ln_fvp_timesinceregimechange	-0.0955	0.017	-5.763	0.000	-0.128	-0.063
fvp_demo	-0.3956	0.066	-5.975	0.000	-0.525	-0.266
fvp_semi	-0.1296	0.052	-2.477	0.013	-0.232	-0.027
fvp_prop_excluded	-0.6751	0.076	-8.862	0.000	-0.824	-0.526
ln_fvp_population200	-0.1001	0.024	-4.233	0.000	-0.146	-0.054
ssp2_edu_sec_15_24_prop	1.5866	0.142	11.148	0.000	1.308	1.865
ssp2_urban_share_iiasa	-0.0018	0.002	-1.014	0.310	-0.005	0.002

4.1.3 os_fcast

Dep. Variable:	ged_dummy_os	**No. Observations:**	3779658
Model:	Logit	**Df Residuals:**	3779605
Method:	MLE	**Df Model:**	52
Date:	Sun, 28 Jul 2019	**Pseudo R-squ.:**	0.3917
Time:	04:07:09	**Log-Likelihood:**	-36646.
converged:	True	**LL-Null:**	-60245.

	coef	std err	z	P>|z|	[0.025	0.975]
Intercept	-9.1510	0.374	-24.436	0.000	-9.885	-8.417
l2_ged_dummy_os	0.1467	0.040	3.705	0.000	0.069	0.224
l3_ged_dummy_os	0.1673	0.040	4.148	0.000	0.088	0.246
l4_ged_dummy_os	0.1361	0.041	3.315	0.001	0.056	0.217
l5_ged_dummy_os	0.1544	0.042	3.677	0.000	0.072	0.237
l6_ged_dummy_os	0.1857	0.043	4.334	0.000	0.102	0.270
l7_ged_dummy_os	0.1526	0.044	3.464	0.001	0.066	0.239
l8_ged_dummy_os	0.0671	0.046	1.468	0.142	-0.022	0.157
l9_ged_dummy_os	0.1346	0.046	2.912	0.004	0.044	0.225
l10_ged_dummy_os	0.0136	0.048	0.284	0.776	-0.080	0.107
l11_ged_dummy_os	0.1257	0.048	2.638	0.008	0.032	0.219
l12_ged_dummy_os	0.2945	0.046	6.344	0.000	0.204	0.386
q_1_1_l2_ged_dummy_os	0.1067	0.019	5.635	0.000	0.070	0.144
q_1_1_l3_ged_dummy_os	0.0478	0.018	2.588	0.010	0.012	0.084
l1_ged_dummy_sb	0.2229	0.048	4.679	0.000	0.130	0.316
l1_ged_dummy_ns	0.6128	0.091	6.727	0.000	0.434	0.791
l1_ged_dummy_os	0.4248	0.040	10.686	0.000	0.347	0.503
decay_12_cw_ged_dummy_sb_0	1.2882	0.052	24.845	0.000	1.187	1.390
decay_12_cw_ged_dummy_ns_0	0.0919	0.062	1.483	0.138	-0.030	0.213
decay_12_cw_ged_dummy_os_0	3.3367	0.056	59.863	0.000	3.227	3.446
q_1_1_l1_ged_dummy_sb	0.0376	0.017	2.163	0.031	0.004	0.072
q_1_1_l1_ged_dummy_ns	0.1660	0.033	5.060	0.000	0.102	0.230
q_1_1_l1_ged_dummy_os	0.3416	0.018	18.921	0.000	0.306	0.377
ln_dist_diamsec	-0.0926	0.020	-4.659	0.000	-0.132	-0.054
ln_dist_petroleum	0.3565	0.028	12.592	0.000	0.301	0.412
agri_ih_li	0.0013	0.001	1.143	0.253	-0.001	0.004
barren_ih_li	-0.0063	0.001	-5.349	0.000	-0.009	-0.004
forest_ih_li	-0.0005	0.001	-0.530	0.596	-0.002	0.001
mountains_mean	-0.2568	0.047	-5.506	0.000	-0.348	-0.165
savanna_ih_li	0.0063	0.001	7.104	0.000	0.005	0.008
shrub_ih_li	0.0010	0.002	0.600	0.548	-0.002	0.004
pasture_ih_li	0.0003	0.001	0.369	0.712	-0.001	0.002
urban_ih_li	0.0395	0.009	4.256	0.000	0.021	0.058
ln_bdist3	-0.0903	0.011	-8.513	0.000	-0.111	-0.069
ln_ttime	-0.1766	0.028	-6.414	0.000	-0.231	-0.123
ln_capdist	0.1072	0.017	6.237	0.000	0.074	0.141
ln_pop	0.2968	0.015	19.618	0.000	0.267	0.326
gcp_li_mer	0.0942	0.015	6.280	0.000	0.065	0.124
imr_mean	0.0003	5.16e-05	5.408	0.000	0.000	0.000
excluded_dummy_li	0.2442	0.028	8.661	0.000	0.189	0.299
fvp_lngdpcap_nonoilrent	-0.2699	0.027	-10.041	0.000	-0.323	-0.217
fvp_lngdpcap_oilrent	0.0735	0.007	11.093	0.000	0.060	0.086
fvp_grgdpcap_oilrent	-0.2068	0.035	-5.985	0.000	-0.274	-0.139
fvp_grgdpcap_nonoilrent	-0.3146	0.084	-3.767	0.000	-0.478	-0.151
ln_fvp_timeindep	0.3879	0.034	11.503	0.000	0.322	0.454
ln_fvp_timesincepreindepwar	-0.0666	0.032	-2.064	0.039	-0.130	-0.003
ln_fvp_timesinceregimechange	-0.0754	0.013	-5.889	0.000	-0.101	-0.050
fvp_demo	-0.5725	0.049	-11.738	0.000	-0.668	-0.477
fvp_semi	-0.2427	0.035	-6.840	0.000	-0.312	-0.173
fvp_prop_excluded	0.1003	0.049	2.044	0.041	0.004	0.196
ln_fvp_population200	-0.0613	0.018	-3.433	0.001	-0.096	-0.026
ssp2_edu_sec_15_24_prop	0.7505	0.105	7.155	0.000	0.545	0.956
ssp2_urban_share_iiasa	-0.0002	0.001	-0.181	0.857	-0.003	0.002

4.1.4 sb_eval

Dep. Variable:	ged_dummy_sb	**No. Observations:**	3331224
Model:	Logit	**Df Residuals:**	3331171
Method:	MLE	**Df Model:**	52
Date:	Sun, 28 Jul 2019	**Pseudo R-squ.:**	0.4153
Time:	04:09:44	**Log-Likelihood:**	-40676.
converged:	True	**LL-Null:**	-69565.

	coef	std err	z	P>|z|	[0.025	0.975]
Intercept	-9.7351	0.365	-26.646	0.000	-10.451	-9.019
l2_ged_dummy_sb	0.1533	0.034	4.455	0.000	0.086	0.221
l3_ged_dummy_sb	0.1887	0.035	5.418	0.000	0.120	0.257
l4_ged_dummy_sb	0.2021	0.035	5.738	0.000	0.133	0.271
l5_ged_dummy_sb	0.2095	0.036	5.816	0.000	0.139	0.280
l6_ged_dummy_sb	0.0420	0.038	1.112	0.266	-0.032	0.116
l7_ged_dummy_sb	0.1662	0.038	4.378	0.000	0.092	0.241
l8_ged_dummy_sb	0.2505	0.038	6.558	0.000	0.176	0.325
l9_ged_dummy_sb	0.2888	0.039	7.488	0.000	0.213	0.364
l10_ged_dummy_sb	0.2268	0.039	5.758	0.000	0.150	0.304
l11_ged_dummy_sb	0.2383	0.040	5.992	0.000	0.160	0.316
l12_ged_dummy_sb	0.2352	0.040	5.906	0.000	0.157	0.313
q_1_1_l2_ged_dummy_sb	0.1017	0.018	5.807	0.000	0.067	0.136
q_1_1_l3_ged_dummy_sb	0.1049	0.017	6.120	0.000	0.071	0.139
l1_ged_dummy_sb	0.2835	0.035	8.194	0.000	0.216	0.351
l1_ged_dummy_ns	0.5667	0.148	3.818	0.000	0.276	0.858
l1_ged_dummy_os	0.3063	0.054	5.725	0.000	0.201	0.411
decay_12_cw_ged_dummy_sb_0	3.8305	0.049	78.790	0.000	3.735	3.926
decay_12_cw_ged_dummy_ns_0	-0.5615	0.075	-7.468	0.000	-0.709	-0.414
decay_12_cw_ged_dummy_os_0	0.9732	0.050	19.551	0.000	0.876	1.071
q_1_1_l1_ged_dummy_sb	0.2709	0.017	16.017	0.000	0.238	0.304
q_1_1_l1_ged_dummy_ns	-0.1742	0.070	-2.503	0.012	-0.311	-0.038
q_1_1_l1_ged_dummy_os	0.1045	0.020	5.201	0.000	0.065	0.144
ln_dist_diamsec	0.2588	0.020	12.696	0.000	0.219	0.299
ln_dist_petroleum	0.0109	0.023	0.480	0.631	-0.034	0.055
agri_ih_li	-0.0024	0.001	-2.170	0.030	-0.005	-0.000
barren_ih_li	-0.0033	0.001	-3.494	0.000	-0.005	-0.001
forest_ih_li	-0.0017	0.001	-1.691	0.091	-0.004	0.000
mountains_mean	-0.0719	0.042	-1.724	0.085	-0.154	0.010
savanna_ih_li	-0.0022	0.001	-2.292	0.022	-0.004	-0.000
shrub_ih_li	0.0108	0.001	9.735	0.000	0.009	0.013
pasture_ih_li	0.0028	0.001	3.586	0.000	0.001	0.004
urban_ih_li	0.0344	0.011	3.122	0.002	0.013	0.056
ln_bdist3	-0.1090	0.010	-10.993	0.000	-0.128	-0.090
ln_ttime	-0.1456	0.024	-6.071	0.000	-0.193	-0.099
ln_capdist	0.0305	0.017	1.749	0.080	-0.004	0.065
ln_pop	0.2153	0.013	16.031	0.000	0.189	0.242
gcp_li_mer	0.0970	0.014	6.823	0.000	0.069	0.125
imr_mean	0.0008	4.85e-05	15.467	0.000	0.001	0.001
excluded_dummy_li	0.1205	0.026	4.603	0.000	0.069	0.172
fvp_lngdpcap_nonoilrent	-0.0721	0.028	-2.542	0.011	-0.128	-0.017
fvp_lngdpcap_oilrent	0.1044	0.007	15.746	0.000	0.091	0.117
fvp_grgdpcap_oilrent	-0.1578	0.030	-5.289	0.000	-0.216	-0.099
fvp_grgdpcap_nonoilrent	-0.6506	0.081	-8.041	0.000	-0.809	-0.492
ln_fvp_timeindep	0.2627	0.035	7.486	0.000	0.194	0.332
ln_fvp_timesincepreindepwar	-0.1166	0.031	-3.766	0.000	-0.177	-0.056
ln_fvp_timesinceregimechange	-0.1123	0.014	-7.829	0.000	-0.140	-0.084
fvp_demo	-0.7468	0.049	-15.230	0.000	-0.843	-0.651
fvp_semi	-0.4170	0.031	-13.291	0.000	-0.479	-0.356
fvp_prop_excluded	-0.0211	0.048	-0.443	0.658	-0.115	0.072
ln_fvp_population200	0.0761	0.020	3.878	0.000	0.038	0.115
ssp2_edu_sec_15_24_prop	-0.1789	0.115	-1.554	0.120	-0.405	0.047
ssp2_urban_share_iiasa	-0.0007	0.001	-0.588	0.557	-0.003	0.002

4.1.5 ns_eval

Dep. Variable:	ged_dummy_ns	**No. Observations:**	3331224
Model:	Logit	**Df Residuals:**	3331171
Method:	MLE	**Df Model:**	52
Date:	Sun, 28 Jul 2019	**Pseudo R-squ.:**	0.3733
Time:	04:09:25	**Log-Likelihood:**	-16377.
converged:	True	**LL-Null:**	-26132.

	coef	std err	z	P>|z|	[0.025	0.975]
Intercept	-18.0938	0.668	-27.074	0.000	-19.404	-16.784
l2_ged_dummy_ns	0.3822	0.067	5.707	0.000	0.251	0.513
l3_ged_dummy_ns	0.2455	0.070	3.518	0.000	0.109	0.382
l4_ged_dummy_ns	0.2014	0.072	2.790	0.005	0.060	0.343
l5_ged_dummy_ns	0.3001	0.074	4.076	0.000	0.156	0.444
l6_ged_dummy_ns	0.1625	0.078	2.091	0.037	0.010	0.315
l7_ged_dummy_ns	0.1785	0.080	2.237	0.025	0.022	0.335
l8_ged_dummy_ns	0.1067	0.083	1.291	0.197	-0.055	0.269
l9_ged_dummy_ns	0.3507	0.081	4.312	0.000	0.191	0.510
l10_ged_dummy_ns	0.3031	0.084	3.629	0.000	0.139	0.467
l11_ged_dummy_ns	0.1975	0.086	2.289	0.022	0.028	0.367
l12_ged_dummy_ns	0.2353	0.086	2.722	0.006	0.066	0.405
q_1_1_l2_ged_dummy_ns	0.1481	0.041	3.574	0.000	0.067	0.229
q_1_1_l3_ged_dummy_ns	0.0837	0.042	2.000	0.046	0.002	0.166
l1_ged_dummy_sb	0.1897	0.139	1.362	0.173	-0.083	0.463
l1_ged_dummy_ns	0.5090	0.067	7.592	0.000	0.378	0.640
l1_ged_dummy_os	0.4692	0.109	4.308	0.000	0.256	0.683
decay_12_cw_ged_dummy_sb_0	0.0866	0.109	0.794	0.427	-0.127	0.300
decay_12_cw_ged_dummy_ns_0	3.9067	0.083	47.158	0.000	3.744	4.069
decay_12_cw_ged_dummy_os_0	0.5537	0.097	5.680	0.000	0.363	0.745
q_1_1_l1_ged_dummy_sb	-0.1552	0.055	-2.839	0.005	-0.262	-0.048
q_1_1_l1_ged_dummy_ns	0.5051	0.039	12.798	0.000	0.428	0.582
q_1_1_l1_ged_dummy_os	0.2001	0.042	4.816	0.000	0.119	0.281
ln_dist_diamsec	0.2797	0.037	7.617	0.000	0.208	0.352
ln_dist_petroleum	0.8225	0.054	15.224	0.000	0.717	0.928
agri_ih_li	0.0101	0.002	5.289	0.000	0.006	0.014
barren_ih_li	0.0006	0.002	0.324	0.746	-0.003	0.004
forest_ih_li	0.0013	0.002	0.724	0.469	-0.002	0.005
mountains_mean	-0.1757	0.075	-2.346	0.019	-0.322	-0.029
savanna_ih_li	0.0067	0.002	3.780	0.000	0.003	0.010
shrub_ih_li	0.0217	0.002	10.663	0.000	0.018	0.026
pasture_ih_li	0.0121	0.002	7.735	0.000	0.009	0.015
urban_ih_li	0.0294	0.014	2.055	0.040	0.001	0.057
ln_bdist3	-0.1550	0.017	-9.067	0.000	-0.189	-0.122
ln_ttime	0.0515	0.042	1.226	0.220	-0.031	0.134
ln_capdist	0.0002	0.029	0.008	0.994	-0.058	0.058
ln_pop	0.3196	0.023	13.806	0.000	0.274	0.365
gcp_li_mer	0.0217	0.025	0.870	0.385	-0.027	0.071
imr_mean	0.0002	8.91e-05	1.955	0.051	-4.28e-07	0.000
excluded_dummy_li	0.4402	0.046	9.666	0.000	0.351	0.529
fvp_lngdpcap_nonoilrent	0.1267	0.050	2.544	0.011	0.029	0.224
fvp_lngdpcap_oilrent	0.0741	0.011	6.968	0.000	0.053	0.095
fvp_grgdpcap_oilrent	-0.2489	0.051	-4.904	0.000	-0.348	-0.149
fvp_grgdpcap_nonoilrent	-1.2436	0.145	-8.581	0.000	-1.528	-0.960
ln_fvp_timeindep	0.3254	0.058	5.594	0.000	0.211	0.439
ln_fvp_timesincepreindepwar	0.1158	0.060	1.934	0.053	-0.002	0.233
ln_fvp_timesinceregimechange	-0.0687	0.022	-3.076	0.002	-0.112	-0.025
fvp_demo	-0.4752	0.079	-5.981	0.000	-0.631	-0.319
fvp_semi	-0.1448	0.060	-2.396	0.017	-0.263	-0.026
fvp_prop_excluded	-0.6839	0.084	-8.140	0.000	-0.849	-0.519
ln_fvp_population200	0.0974	0.034	2.856	0.004	0.031	0.164
ssp2_edu_sec_15_24_prop	1.2483	0.183	6.807	0.000	0.889	1.608
ssp2_urban_share_iiasa	-0.0049	0.002	-2.437	0.015	-0.009	-0.001

4.1.6 os_eval

Dep. Variable:	ged_dummy_os	**No. Observations:**	3331224
Model:	Logit	**Df Residuals:**	3331171
Method:	MLE	**Df Model:**	52
Date:	Sun, 28 Jul 2019	**Pseudo R-squ.:**	0.3899
Time:	04:09:29	**Log-Likelihood:**	-29708.
converged:	True	**LL-Null:**	-48697.

	coef	std err	z	P>|z|	[0.025	0.975]
Intercept	-9.2164	0.435	-21.171	0.000	-10.070	-8.363
l2_ged_dummy_os	0.1365	0.045	3.050	0.002	0.049	0.224
l3_ged_dummy_os	0.1449	0.046	3.174	0.002	0.055	0.234
l4_ged_dummy_os	0.1416	0.046	3.059	0.002	0.051	0.232
l5_ged_dummy_os	0.1078	0.048	2.264	0.024	0.014	0.201
l6_ged_dummy_os	0.1753	0.048	3.623	0.000	0.080	0.270
l7_ged_dummy_os	0.1508	0.050	3.041	0.002	0.054	0.248
l8_ged_dummy_os	0.1050	0.051	2.053	0.040	0.005	0.205
l9_ged_dummy_os	0.1557	0.052	2.998	0.003	0.054	0.257
l10_ged_dummy_os	0.0461	0.054	0.859	0.390	-0.059	0.151
l11_ged_dummy_os	0.1257	0.054	2.335	0.020	0.020	0.231
l12_ged_dummy_os	0.3349	0.052	6.398	0.000	0.232	0.437
q_1_1_l2_ged_dummy_os	0.0901	0.021	4.235	0.000	0.048	0.132
q_1_1_l3_ged_dummy_os	0.0549	0.021	2.641	0.008	0.014	0.096
l1_ged_dummy_sb	0.2259	0.054	4.151	0.000	0.119	0.333
l1_ged_dummy_ns	0.7261	0.106	6.848	0.000	0.518	0.934
l1_ged_dummy_os	0.4432	0.045	9.883	0.000	0.355	0.531
decay_12_cw_ged_dummy_sb_0	1.2947	0.058	22.180	0.000	1.180	1.409
decay_12_cw_ged_dummy_ns_0	0.0211	0.071	0.296	0.767	-0.119	0.161
decay_12_cw_ged_dummy_os_0	3.3597	0.063	53.198	0.000	3.236	3.483
q_1_1_l1_ged_dummy_sb	0.0670	0.021	3.251	0.001	0.027	0.107
q_1_1_l1_ged_dummy_ns	0.1365	0.039	3.527	0.000	0.061	0.212
q_1_1_l1_ged_dummy_os	0.3537	0.020	17.433	0.000	0.314	0.393
ln_dist_diamsec	-0.1580	0.022	-7.033	0.000	-0.202	-0.114
ln_dist_petroleum	0.3760	0.032	11.702	0.000	0.313	0.439
agri_ih_li	0.0026	0.001	1.957	0.050	-3.85e-06	0.005
barren_ih_li	-0.0061	0.001	-4.600	0.000	-0.009	-0.004
forest_ih_li	0.0005	0.001	0.497	0.619	-0.002	0.003
mountains_mean	-0.2121	0.052	-4.106	0.000	-0.313	-0.111
savanna_ih_li	0.0067	0.001	6.639	0.000	0.005	0.009
shrub_ih_li	0.0013	0.002	0.713	0.476	-0.002	0.005
pasture_ih_li	0.0007	0.001	0.750	0.453	-0.001	0.003
urban_ih_li	0.0413	0.011	3.719	0.000	0.020	0.063
ln_bdist3	-0.1042	0.012	-8.719	0.000	-0.128	-0.081
ln_ttime	-0.2036	0.031	-6.606	0.000	-0.264	-0.143
ln_capdist	0.1027	0.020	5.151	0.000	0.064	0.142
ln_pop	0.2838	0.017	16.687	0.000	0.251	0.317
gcp_li_mer	0.1103	0.017	6.444	0.000	0.077	0.144
imr_mean	0.0002	5.87e-05	3.955	0.000	0.000	0.000
excluded_dummy_li	0.2825	0.032	8.826	0.000	0.220	0.345
fvp_lngdpcap_nonoilrent	-0.2851	0.032	-8.777	0.000	-0.349	-0.221
fvp_lngdpcap_oilrent	0.0858	0.007	11.527	0.000	0.071	0.100
fvp_grgdpcap_oilrent	-0.2094	0.038	-5.517	0.000	-0.284	-0.135
fvp_grgdpcap_nonoilrent	-0.5719	0.102	-5.631	0.000	-0.771	-0.373
ln_fvp_timeindep	0.3698	0.037	9.866	0.000	0.296	0.443
ln_fvp_timesincepreindepwar	-0.0546	0.037	-1.465	0.143	-0.128	0.018
ln_fvp_timesinceregimechange	-0.0625	0.017	-3.764	0.000	-0.095	-0.030
fvp_demo	-0.6540	0.057	-11.521	0.000	-0.765	-0.543
fvp_semi	-0.2744	0.039	-7.012	0.000	-0.351	-0.198
fvp_prop_excluded	0.0898	0.053	1.709	0.088	-0.013	0.193
ln_fvp_population200	-0.0206	0.023	-0.897	0.370	-0.066	0.024
ssp2_edu_sec_15_24_prop	0.8641	0.131	6.603	0.000	0.608	1.121
ssp2_urban_share_iiasa	0.0013	0.001	0.918	0.359	-0.001	0.004

4.2 ds_pgm_canon_nocm

4.2.1 sb_fcast

Dep. Variable:	ged_dummy_sb	**No. Observations:**	3779658
Model:	Logit	**Df Residuals:**	3779618
Method:	MLE	**Df Model:**	39
Date:	Sun, 28 Jul 2019	**Pseudo R-squ.:**	0.4184
Time:	03:57:03	**Log-Likelihood:**	-49865.
converged:	True	**LL-Null:**	-85732.

	coef	std err	z	P>|z|	[0.025	0.975]
Intercept	-9.3366	0.216	-43.297	0.000	-9.759	-8.914
l2_ged_dummy_sb	0.1631	0.030	5.382	0.000	0.104	0.222
l3_ged_dummy_sb	0.1539	0.031	4.993	0.000	0.093	0.214
l4_ged_dummy_sb	0.1994	0.031	6.402	0.000	0.138	0.260
l5_ged_dummy_sb	0.2246	0.032	7.066	0.000	0.162	0.287
l6_ged_dummy_sb	0.0544	0.033	1.631	0.103	-0.011	0.120
l7_ged_dummy_sb	0.2014	0.033	6.028	0.000	0.136	0.267
l8_ged_dummy_sb	0.2303	0.034	6.805	0.000	0.164	0.297
l9_ged_dummy_sb	0.2644	0.034	7.730	0.000	0.197	0.331
l10_ged_dummy_sb	0.2269	0.035	6.525	0.000	0.159	0.295
l11_ged_dummy_sb	0.2203	0.035	6.277	0.000	0.152	0.289
l12_ged_dummy_sb	0.2707	0.035	7.744	0.000	0.202	0.339
q_1_1_l2_ged_dummy_sb	0.1173	0.015	7.752	0.000	0.088	0.147
q_1_1_l3_ged_dummy_sb	0.0889	0.015	5.958	0.000	0.060	0.118
l1_ged_dummy_sb	0.1880	0.031	6.134	0.000	0.128	0.248
l1_ged_dummy_ns	0.4332	0.122	3.540	0.000	0.193	0.673
l1_ged_dummy_os	0.2582	0.047	5.478	0.000	0.166	0.351
decay_12_cw_ged_dummy_sb_0	4.1089	0.043	96.473	0.000	4.025	4.192
decay_12_cw_ged_dummy_ns_0	-0.4712	0.064	-7.332	0.000	-0.597	-0.345
decay_12_cw_ged_dummy_os_0	0.8836	0.044	20.216	0.000	0.798	0.969
q_1_1_l1_ged_dummy_sb	0.2820	0.015	19.130	0.000	0.253	0.311
q_1_1_l1_ged_dummy_ns	-0.1018	0.051	-2.002	0.045	-0.201	-0.002
q_1_1_l1_ged_dummy_os	0.0686	0.018	3.865	0.000	0.034	0.103
ln_dist_diamsec	0.2461	0.016	15.200	0.000	0.214	0.278
ln_dist_petroleum	-0.2103	0.016	-13.544	0.000	-0.241	-0.180
agri_ih_li	-0.0021	0.001	-2.251	0.024	-0.004	-0.000
barren_ih_li	-0.0041	0.001	-5.124	0.000	-0.006	-0.003
forest_ih_li	-0.0020	0.001	-2.398	0.016	-0.004	-0.000
mountains_mean	-0.0208	0.036	-0.582	0.561	-0.091	0.049
savanna_ih_li	-0.0042	0.001	-5.147	0.000	-0.006	-0.003
shrub_ih_li	0.0077	0.001	8.233	0.000	0.006	0.010
pasture_ih_li	0.0037	0.001	5.549	0.000	0.002	0.005
urban_ih_li	0.0405	0.008	4.825	0.000	0.024	0.057
ln_bdist3	-0.0787	0.008	-9.411	0.000	-0.095	-0.062
ln_ttime	-0.1318	0.021	-6.149	0.000	-0.174	-0.090
ln_capdist	0.0899	0.013	7.065	0.000	0.065	0.115
ln_pop	0.2100	0.011	19.415	0.000	0.189	0.231
gcp_li_mer	0.0087	0.011	0.758	0.449	-0.014	0.031
imr_mean	0.0006	3.29e-05	19.410	0.000	0.001	0.001
excluded_dummy_li	0.1927	0.021	9.120	0.000	0.151	0.234

4.2.2 ns_fcast

Dep. Variable:	ged_dummy_ns	**No. Observations:**	3779658
Model:	Logit	**Df Residuals:**	3779618
Method:	MLE	**Df Model:**	39
Date:	Sun, 28 Jul 2019	**Pseudo R-squ.:**	0.3528
Time:	03:57:10	**Log-Likelihood:**	-22234.
converged:	True	**LL-Null:**	-34352.

	coef	std err	z	P>|z|	[0.025	0.975]
Intercept	-14.0486	0.377	-37.217	0.000	-14.788	-13.309
l2_ged_dummy_ns	0.3258	0.058	5.654	0.000	0.213	0.439
l3_ged_dummy_ns	0.2135	0.060	3.548	0.000	0.096	0.331
l4_ged_dummy_ns	0.1374	0.063	2.188	0.029	0.014	0.260
l5_ged_dummy_ns	0.3563	0.063	5.633	0.000	0.232	0.480
l6_ged_dummy_ns	0.2333	0.067	3.490	0.000	0.102	0.364
l7_ged_dummy_ns	0.2394	0.069	3.472	0.001	0.104	0.374
l8_ged_dummy_ns	0.1868	0.071	2.623	0.009	0.047	0.326
l9_ged_dummy_ns	0.3303	0.072	4.617	0.000	0.190	0.471
l10_ged_dummy_ns	0.2750	0.073	3.742	0.000	0.131	0.419
l11_ged_dummy_ns	0.2835	0.074	3.811	0.000	0.138	0.429
l12_ged_dummy_ns	0.3009	0.075	4.031	0.000	0.155	0.447
q_1_1_l2_ged_dummy_ns	0.1824	0.034	5.381	0.000	0.116	0.249
q_1_1_l3_ged_dummy_ns	0.0640	0.035	1.847	0.065	-0.004	0.132
l1_ged_dummy_sb	0.1364	0.114	1.193	0.233	-0.088	0.361
l1_ged_dummy_ns	0.4453	0.058	7.742	0.000	0.333	0.558
l1_ged_dummy_os	0.4375	0.093	4.714	0.000	0.256	0.619
decay_12_cw_ged_dummy_sb_0	0.2225	0.091	2.443	0.015	0.044	0.401
decay_12_cw_ged_dummy_ns_0	4.1932	0.071	59.208	0.000	4.054	4.332
decay_12_cw_ged_dummy_os_0	0.4940	0.083	5.970	0.000	0.332	0.656
q_1_1_l1_ged_dummy_sb	-0.0457	0.038	-1.195	0.232	-0.121	0.029
q_1_1_l1_ged_dummy_ns	0.4795	0.032	14.761	0.000	0.416	0.543
q_1_1_l1_ged_dummy_os	0.1799	0.036	5.067	0.000	0.110	0.249
ln_dist_diamsec	0.2561	0.028	9.294	0.000	0.202	0.310
ln_dist_petroleum	0.3459	0.036	9.687	0.000	0.276	0.416
agri_ih_li	0.0085	0.002	5.650	0.000	0.006	0.011
barren_ih_li	-0.0023	0.001	-1.577	0.115	-0.005	0.001
forest_ih_li	-0.0002	0.001	-0.106	0.916	-0.003	0.003
mountains_mean	-0.3619	0.062	-5.853	0.000	-0.483	-0.241
savanna_ih_li	0.0028	0.001	2.002	0.045	5.84e-05	0.006
shrub_ih_li	0.0172	0.002	10.540	0.000	0.014	0.020
pasture_ih_li	0.0070	0.001	5.596	0.000	0.005	0.009
urban_ih_li	0.0330	0.013	2.550	0.011	0.008	0.058
ln_bdist3	-0.0729	0.014	-5.265	0.000	-0.100	-0.046
ln_ttime	0.0810	0.035	2.313	0.021	0.012	0.150
ln_capdist	0.1746	0.022	7.988	0.000	0.132	0.217
ln_pop	0.3432	0.018	18.569	0.000	0.307	0.379
gcp_li_mer	-0.0370	0.022	-1.678	0.093	-0.080	0.006
imr_mean	-0.0002	5.77e-05	-4.203	0.000	-0.000	-0.000
excluded_dummy_li	0.1536	0.035	4.411	0.000	0.085	0.222

4.2.3 os_fcast

Dep. Variable:	ged_dummy_os	**No. Observations:**	3779658
Model:	Logit	**Df Residuals:**	3779618
Method:	MLE	**Df Model:**	39
Date:	Sun, 28 Jul 2019	**Pseudo R-squ.:**	0.3866
Time:	03:57:08	**Log-Likelihood:**	-36954.
converged:	True	**LL-Null:**	-60245.

	coef	std err	z	P>|z|	[0.025	0.975]
Intercept	-10.8577	0.283	-38.346	0.000	-11.413	-10.303
l2_ged_dummy_os	0.1262	0.040	3.191	0.001	0.049	0.204
l3_ged_dummy_os	0.1586	0.040	3.940	0.000	0.080	0.238
l4_ged_dummy_os	0.1294	0.041	3.153	0.002	0.049	0.210
l5_ged_dummy_os	0.1545	0.042	3.679	0.000	0.072	0.237
l6_ged_dummy_os	0.1840	0.043	4.295	0.000	0.100	0.268
l7_ged_dummy_os	0.1516	0.044	3.438	0.001	0.065	0.238
l8_ged_dummy_os	0.0688	0.046	1.505	0.132	-0.021	0.158
l9_ged_dummy_os	0.1368	0.046	2.956	0.003	0.046	0.227
l10_ged_dummy_os	0.0169	0.048	0.354	0.723	-0.077	0.111
l11_ged_dummy_os	0.1250	0.048	2.619	0.009	0.031	0.219
l12_ged_dummy_os	0.2967	0.047	6.380	0.000	0.206	0.388
q_1_1_l2_ged_dummy_os	0.1045	0.019	5.481	0.000	0.067	0.142
q_1_1_l3_ged_dummy_os	0.0487	0.019	2.621	0.009	0.012	0.085
l1_ged_dummy_sb	0.2393	0.048	5.012	0.000	0.146	0.333
l1_ged_dummy_ns	0.6002	0.091	6.589	0.000	0.422	0.779
l1_ged_dummy_os	0.3947	0.040	9.940	0.000	0.317	0.473
decay_12_cw_ged_dummy_sb_0	1.2713	0.052	24.480	0.000	1.170	1.373
decay_12_cw_ged_dummy_ns_0	0.0861	0.062	1.399	0.162	-0.035	0.207
decay_12_cw_ged_dummy_os_0	3.5256	0.056	63.409	0.000	3.417	3.635
q_1_1_l1_ged_dummy_sb	0.0336	0.017	1.938	0.053	-0.000	0.068
q_1_1_l1_ged_dummy_ns	0.1483	0.032	4.582	0.000	0.085	0.212
q_1_1_l1_ged_dummy_os	0.3480	0.018	19.173	0.000	0.312	0.384
ln_dist_diamsec	-0.1162	0.018	-6.315	0.000	-0.152	-0.080
ln_dist_petroleum	0.2521	0.023	10.821	0.000	0.206	0.298
agri_ih_li	0.0009	0.001	0.839	0.402	-0.001	0.003
barren_ih_li	-0.0051	0.001	-4.382	0.000	-0.007	-0.003
forest_ih_li	0.0011	0.001	1.233	0.218	-0.001	0.003
mountains_mean	-0.2099	0.044	-4.753	0.000	-0.296	-0.123
savanna_ih_li	0.0058	0.001	6.837	0.000	0.004	0.008
shrub_ih_li	0.0034	0.002	2.193	0.028	0.000	0.006
pasture_ih_li	0.0016	0.001	1.858	0.063	-8.61e-05	0.003
urban_ih_li	0.0447	0.009	4.873	0.000	0.027	0.063
ln_bdist3	-0.0737	0.010	-7.373	0.000	-0.093	-0.054
ln_ttime	-0.1577	0.027	-5.789	0.000	-0.211	-0.104
ln_capdist	0.1055	0.013	8.045	0.000	0.080	0.131
ln_pop	0.3038	0.014	21.450	0.000	0.276	0.332
gcp_li_mer	0.0474	0.014	3.352	0.001	0.020	0.075
imr_mean	0.0004	4.3e-05	8.911	0.000	0.000	0.000
excluded_dummy_li	0.3102	0.025	12.232	0.000	0.261	0.360

4.2.4 sb_eval

Dep. Variable:	ged_dummy_sb	**No. Observations:**	3331224
Model:	Logit	**Df Residuals:**	3331184
Method:	MLE	**Df Model:**	39
Date:	Sun, 28 Jul 2019	**Pseudo R-squ.:**	0.4082
Time:	03:52:03	**Log-Likelihood:**	-41172.
converged:	True	**LL-Null:**	-69565.

	coef	std err	z	P>|z|	[0.025	0.975]
Intercept	-9.3483	0.241	-38.770	0.000	-9.821	-8.876
l2_ged_dummy_sb	0.1416	0.034	4.134	0.000	0.074	0.209
l3_ged_dummy_sb	0.1854	0.035	5.345	0.000	0.117	0.253
l4_ged_dummy_sb	0.2078	0.035	5.918	0.000	0.139	0.277
l5_ged_dummy_sb	0.2182	0.036	6.076	0.000	0.148	0.289
l6_ged_dummy_sb	0.0531	0.038	1.409	0.159	-0.021	0.127
l7_ged_dummy_sb	0.1737	0.038	4.580	0.000	0.099	0.248
l8_ged_dummy_sb	0.2615	0.038	6.852	0.000	0.187	0.336
l9_ged_dummy_sb	0.2958	0.039	7.667	0.000	0.220	0.371
l10_ged_dummy_sb	0.2324	0.039	5.900	0.000	0.155	0.310
l11_ged_dummy_sb	0.2440	0.040	6.132	0.000	0.166	0.322
l12_ged_dummy_sb	0.2399	0.040	6.022	0.000	0.162	0.318
q_1_1_l2_ged_dummy_sb	0.1110	0.018	6.322	0.000	0.077	0.145
q_1_1_l3_ged_dummy_sb	0.1136	0.017	6.610	0.000	0.080	0.147
l1_ged_dummy_sb	0.2520	0.034	7.317	0.000	0.184	0.319
l1_ged_dummy_ns	0.5831	0.148	3.934	0.000	0.293	0.874
l1_ged_dummy_os	0.3174	0.054	5.893	0.000	0.212	0.423
decay_12_cw_ged_dummy_sb_0	4.1139	0.048	86.331	0.000	4.021	4.207
decay_12_cw_ged_dummy_ns_0	-0.5314	0.074	-7.182	0.000	-0.676	-0.386
decay_12_cw_ged_dummy_os_0	0.8548	0.050	17.235	0.000	0.758	0.952
q_1_1_l1_ged_dummy_sb	0.2864	0.017	16.878	0.000	0.253	0.320
q_1_1_l1_ged_dummy_ns	-0.2036	0.070	-2.918	0.004	-0.340	-0.067
q_1_1_l1_ged_dummy_os	0.0670	0.020	3.320	0.001	0.027	0.107
ln_dist_diamsec	0.2125	0.018	11.829	0.000	0.177	0.248
ln_dist_petroleum	-0.2218	0.017	-13.242	0.000	-0.255	-0.189
agri_ih_li	-0.0025	0.001	-2.442	0.015	-0.005	-0.001
barren_ih_li	-0.0062	0.001	-6.854	0.000	-0.008	-0.004
forest_ih_li	-0.0035	0.001	-3.862	0.000	-0.005	-0.002
mountains_mean	0.0085	0.039	0.217	0.828	-0.068	0.085
savanna_ih_li	-0.0066	0.001	-7.145	0.000	-0.008	-0.005
shrub_ih_li	0.0071	0.001	6.818	0.000	0.005	0.009
pasture_ih_li	0.0027	0.001	3.715	0.000	0.001	0.004
urban_ih_li	0.0479	0.011	4.552	0.000	0.027	0.069
ln_bdist3	-0.0665	0.009	-7.165	0.000	-0.085	-0.048
ln_ttime	-0.1298	0.024	-5.434	0.000	-0.177	-0.083
ln_capdist	0.0996	0.014	6.919	0.000	0.071	0.128
ln_pop	0.2113	0.012	17.445	0.000	0.188	0.235
gcp_li_mer	0.0108	0.013	0.814	0.416	-0.015	0.037
imr_mean	0.0006	3.65e-05	17.675	0.000	0.001	0.001
excluded_dummy_li	0.2267	0.024	9.553	0.000	0.180	0.273

4.2.5 ns_eval

Dep. Variable:	ged_dummy_ns	**No. Observations:**	3331224
Model:	Logit	**Df Residuals:**	3331184
Method:	MLE	**Df Model:**	39
Date:	Sun, 28 Jul 2019	**Pseudo R-squ.:**	0.3654
Time:	03:52:03	**Log-Likelihood:**	-16584.
converged:	True	**LL-Null:**	-26132.

	coef	**std err**	**z**	**P>|z|**	**[0.025**	**0.975]**
Intercept	-15.8242	0.454	-34.818	0.000	-16.715	-14.933
l2_ged_dummy_ns	0.3748	0.067	5.580	0.000	0.243	0.506
l3_ged_dummy_ns	0.2464	0.070	3.513	0.000	0.109	0.384
l4_ged_dummy_ns	0.2014	0.073	2.771	0.006	0.059	0.344
l5_ged_dummy_ns	0.3097	0.074	4.173	0.000	0.164	0.455
l6_ged_dummy_ns	0.1734	0.079	2.209	0.027	0.020	0.327
l7_ged_dummy_ns	0.1927	0.081	2.385	0.017	0.034	0.351
l8_ged_dummy_ns	0.1141	0.084	1.361	0.173	-0.050	0.278
l9_ged_dummy_ns	0.3655	0.082	4.435	0.000	0.204	0.527
l10_ged_dummy_ns	0.3213	0.085	3.796	0.000	0.155	0.487
l11_ged_dummy_ns	0.2146	0.088	2.451	0.014	0.043	0.386
l12_ged_dummy_ns	0.2486	0.088	2.830	0.005	0.076	0.421
q_1_1_l2_ged_dummy_ns	0.1488	0.042	3.516	0.000	0.066	0.232
q_1_1_l3_ged_dummy_ns	0.0802	0.043	1.878	0.060	-0.004	0.164
l1_ged_dummy_sb	0.3048	0.139	2.185	0.029	0.031	0.578
l1_ged_dummy_ns	0.4819	0.067	7.174	0.000	0.350	0.613
l1_ged_dummy_os	0.5598	0.111	5.050	0.000	0.343	0.777
decay_12_cw_ged_dummy_sb_0	0.0436	0.110	0.396	0.692	-0.172	0.259
decay_12_cw_ged_dummy_ns_0	4.1710	0.082	51.044	0.000	4.011	4.331
decay_12_cw_ged_dummy_os_0	0.3675	0.098	3.740	0.000	0.175	0.560
q_1_1_l1_ged_dummy_sb	-0.0787	0.054	-1.451	0.147	-0.185	0.028
q_1_1_l1_ged_dummy_ns	0.5173	0.040	12.903	0.000	0.439	0.596
q_1_1_l1_ged_dummy_os	0.2083	0.042	4.966	0.000	0.126	0.291
ln_dist_diamsec	0.2668	0.032	8.274	0.000	0.204	0.330
ln_dist_petroleum	0.5728	0.045	12.669	0.000	0.484	0.661
agri_ih_li	0.0114	0.002	6.439	0.000	0.008	0.015
barren_ih_li	0.0008	0.002	0.469	0.639	-0.003	0.004
forest_ih_li	0.0036	0.002	2.102	0.036	0.000	0.007
mountains_mean	-0.2751	0.071	-3.862	0.000	-0.415	-0.135
savanna_ih_li	0.0028	0.002	1.624	0.104	-0.001	0.006
shrub_ih_li	0.0217	0.002	11.351	0.000	0.018	0.025
pasture_ih_li	0.0114	0.001	7.783	0.000	0.009	0.014
urban_ih_li	0.0399	0.014	2.813	0.005	0.012	0.068
ln_bdist3	-0.1032	0.016	-6.514	0.000	-0.134	-0.072
ln_ttime	0.1253	0.041	3.086	0.002	0.046	0.205
ln_capdist	0.1473	0.025	5.995	0.000	0.099	0.195
ln_pop	0.4000	0.022	18.089	0.000	0.357	0.443
gcp_li_mer	0.0104	0.024	0.431	0.667	-0.037	0.058
imr_mean	-0.0002	6.74e-05	-2.350	0.019	-0.000	-2.63e-05
excluded_dummy_li	0.2925	0.041	7.175	0.000	0.213	0.372

4.2.6 os_eval

Dep. Variable:	ged_dummy_os	**No. Observations:**	3331224
Model:	Logit	**Df Residuals:**	3331184
Method:	MLE	**Df Model:**	39
Date:	Sun, 28 Jul 2019	**Pseudo R-squ.:**	0.3838
Time:	03:51:59	**Log-Likelihood:**	-30008.
converged:	True	**LL-Null:**	-48697.

	coef	std err	z	P>|z|	[0.025	0.975]
Intercept	-10.6508	0.315	-33.802	0.000	-11.268	-10.033
l2_ged_dummy_os	0.1150	0.045	2.570	0.010	0.027	0.203
l3_ged_dummy_os	0.1332	0.046	2.920	0.004	0.044	0.223
l4_ged_dummy_os	0.1323	0.046	2.856	0.004	0.042	0.223
l5_ged_dummy_os	0.1047	0.048	2.197	0.028	0.011	0.198
l6_ged_dummy_os	0.1727	0.048	3.565	0.000	0.078	0.268
l7_ged_dummy_os	0.1481	0.050	2.981	0.003	0.051	0.246
l8_ged_dummy_os	0.1009	0.051	1.971	0.049	0.001	0.201
l9_ged_dummy_os	0.1542	0.052	2.963	0.003	0.052	0.256
l10_ged_dummy_os	0.0461	0.054	0.856	0.392	-0.059	0.151
l11_ged_dummy_os	0.1214	0.054	2.248	0.025	0.016	0.227
l12_ged_dummy_os	0.3284	0.052	6.258	0.000	0.226	0.431
q_1_1_l2_ged_dummy_os	0.0908	0.021	4.227	0.000	0.049	0.133
q_1_1_l3_ged_dummy_os	0.0550	0.021	2.624	0.009	0.014	0.096
l1_ged_dummy_sb	0.2430	0.055	4.448	0.000	0.136	0.350
l1_ged_dummy_ns	0.7096	0.106	6.706	0.000	0.502	0.917
l1_ged_dummy_os	0.4097	0.045	9.135	0.000	0.322	0.498
decay_12_cw_ged_dummy_sb_0	1.2916	0.059	22.043	0.000	1.177	1.406
decay_12_cw_ged_dummy_ns_0	0.0407	0.070	0.577	0.564	-0.097	0.179
decay_12_cw_ged_dummy_os_0	3.5783	0.063	56.702	0.000	3.455	3.702
q_1_1_l1_ged_dummy_sb	0.0516	0.021	2.486	0.013	0.011	0.092
q_1_1_l1_ged_dummy_ns	0.1203	0.038	3.163	0.002	0.046	0.195
q_1_1_l1_ged_dummy_os	0.3639	0.020	17.788	0.000	0.324	0.404
ln_dist_diamsec	-0.1708	0.020	-8.333	0.000	-0.211	-0.131
ln_dist_petroleum	0.2261	0.025	9.028	0.000	0.177	0.275
agri_ih_li	0.0021	0.001	1.666	0.096	-0.000	0.005
barren_ih_li	-0.0056	0.001	-4.236	0.000	-0.008	-0.003
forest_ih_li	0.0019	0.001	1.924	0.054	-3.64e-05	0.004
mountains_mean	-0.1926	0.049	-3.913	0.000	-0.289	-0.096
savanna_ih_li	0.0051	0.001	5.205	0.000	0.003	0.007
shrub_ih_li	0.0029	0.002	1.657	0.098	-0.001	0.006
pasture_ih_li	0.0019	0.001	1.962	0.050	1.67e-06	0.004
urban_ih_li	0.0505	0.011	4.657	0.000	0.029	0.072
ln_bdist3	-0.0784	0.011	-7.048	0.000	-0.100	-0.057
ln_ttime	-0.1926	0.030	-6.321	0.000	-0.252	-0.133
ln_capdist	0.1396	0.015	9.437	0.000	0.111	0.169
ln_pop	0.2928	0.016	18.585	0.000	0.262	0.324
gcp_li_mer	0.0567	0.016	3.545	0.000	0.025	0.088
imr_mean	0.0003	4.76e-05	6.977	0.000	0.000	0.000
excluded_dummy_li	0.3476	0.028	12.208	0.000	0.292	0.403

4.3 ds_pgm_acled_wcm

4.3.1 sb_fcast

Dep. Variable:	ged_dummy_sb	**No. Observations:**	2882790
Model:	Logit	**Df Residuals:**	2882734
Method:	MLE	**Df Model:**	55
Date:	Sun, 28 Jul 2019	**Pseudo R-squ.:**	0.4336
Time:	03:56:00	**Log-Likelihood:**	-39173.
converged:	True	**LL-Null:**	-69165.

	coef	std err	z	P>|z|	[0.025	0.975]
Intercept	-8.3420	0.359	-23.235	0.000	-9.046	-7.638
l2_ged_dummy_sb	0.1235	0.033	3.704	0.000	0.058	0.189
l3_ged_dummy_sb	0.0985	0.034	2.902	0.004	0.032	0.165
l4_ged_dummy_sb	0.1510	0.034	4.410	0.000	0.084	0.218
l5_ged_dummy_sb	0.1688	0.035	4.828	0.000	0.100	0.237
l6_ged_dummy_sb	0.0442	0.036	1.216	0.224	-0.027	0.116
l7_ged_dummy_sb	0.1654	0.037	4.528	0.000	0.094	0.237
l8_ged_dummy_sb	0.2122	0.037	5.753	0.000	0.140	0.284
l9_ged_dummy_sb	0.2296	0.037	6.151	0.000	0.156	0.303
l10_ged_dummy_sb	0.1687	0.038	4.430	0.000	0.094	0.243
l11_ged_dummy_sb	0.2027	0.038	5.300	0.000	0.128	0.278
l12_ged_dummy_sb	0.2391	0.038	6.274	0.000	0.164	0.314
q_1_1_l2_ged_dummy_sb	0.1241	0.016	7.622	0.000	0.092	0.156
q_1_1_l3_ged_dummy_sb	0.0713	0.016	4.416	0.000	0.040	0.103
l1_ged_dummy_sb	0.1717	0.034	5.097	0.000	0.106	0.238
l1_ged_dummy_ns	-0.1824	0.129	-1.416	0.157	-0.435	0.070
l1_ged_dummy_os	0.1268	0.050	2.541	0.011	0.029	0.225
l1_acled_dummy_pr	0.0154	0.066	0.234	0.815	-0.113	0.144
decay_12_cw_ged_dummy_sb_0	3.8420	0.046	82.652	0.000	3.751	3.933
decay_12_cw_ged_dummy_ns_0	0.1927	0.072	2.666	0.008	0.051	0.334
decay_12_cw_ged_dummy_os_0	1.1001	0.047	23.363	0.000	1.008	1.192
decay_12_cw_acled_dummy_pr_0	0.3484	0.050	7.012	0.000	0.251	0.446
q_1_1_l1_ged_dummy_sb	0.2650	0.016	16.654	0.000	0.234	0.296
q_1_1_l1_ged_dummy_ns	-0.1025	0.053	-1.946	0.052	-0.206	0.001
q_1_1_l1_ged_dummy_os	0.0823	0.019	4.286	0.000	0.045	0.120
q_1_1_l1_acled_dummy_pr	-0.0321	0.024	-1.354	0.176	-0.079	0.014
ln_dist_diamsec	0.3327	0.021	16.096	0.000	0.292	0.373
ln_dist_petroleum	-0.0555	0.023	-2.394	0.017	-0.101	-0.010
agri_ih_li	-0.0017	0.001	-1.500	0.134	-0.004	0.001
barren_ih_li	-0.0036	0.001	-3.802	0.000	-0.006	-0.002
forest_ih_li	-2.319e-05	0.001	-0.023	0.981	-0.002	0.002
mountains_mean	-0.1471	0.044	-3.365	0.001	-0.233	-0.061
savanna_ih_li	0.0008	0.001	0.831	0.406	-0.001	0.003
shrub_ih_li	0.0124	0.001	10.947	0.000	0.010	0.015
pasture_ih_li	0.0033	0.001	4.138	0.000	0.002	0.005
urban_ih_li	0.0077	0.010	0.780	0.435	-0.012	0.027
ln_bdist3	-0.0927	0.010	-9.272	0.000	-0.112	-0.073
ln_ttime	-0.1569	0.025	-6.379	0.000	-0.205	-0.109
ln_capdist	0.0760	0.017	4.408	0.000	0.042	0.110
ln_pop	0.1684	0.013	12.552	0.000	0.142	0.195
gcp_li_mer	0.0857	0.013	6.741	0.000	0.061	0.111
imr_mean	0.0006	4.96e-05	11.760	0.000	0.000	0.001
excluded_dummy_li	0.0757	0.026	2.934	0.003	0.025	0.126
fvp_lngdpcap_nonoilrent	-0.1099	0.027	-3.997	0.000	-0.164	-0.056
fvp_lngdpcap_oilrent	0.0683	0.007	10.258	0.000	0.055	0.081
fvp_grgdpcap_oilrent	-0.1167	0.028	-4.174	0.000	-0.171	-0.062
fvp_grgdpcap_nonoilrent	-0.3156	0.084	-3.768	0.000	-0.480	-0.151
ln_fvp_timeindep	0.0474	0.043	1.114	0.265	-0.036	0.131
ln_fvp_timesincepreindepwar	0.0018	0.034	0.054	0.957	-0.065	0.069
ln_fvp_timesinceregimechange	-0.0909	0.013	-7.016	0.000	-0.116	-0.066
fvp_demo	-0.5071	0.047	-10.795	0.000	-0.599	-0.415
fvp_semi	-0.2087	0.038	-5.461	0.000	-0.284	-0.134
fvp_prop_excluded	0.1687	0.054	3.145	0.002	0.064	0.274
ln_fvp_population200	0.0326	0.017	1.941	0.052	-0.000	0.066
ssp2_edu_sec_15_24_prop	-0.1626	0.101	-1.608	0.108	-0.361	0.036
ssp2_urban_share_iiasa	-0.0002	0.001	-0.148	0.882	-0.003	0.002

4.3.2 ns_fcast

Dep. Variable:	ged_dummy_ns	**No. Observations:**	2882790
Model:	Logit	**Df Residuals:**	2882734
Method:	MLE	**Df Model:**	55
Date:	Sun, 28 Jul 2019	**Pseudo R-squ.:**	0.3262
Time:	03:55:46	**Log-Likelihood:**	-17964.
converged:	True	**LL-Null:**	-26660.

	coef	std err	z	P>|z|	[0.025	0.975]
Intercept	-11.9537	0.576	-20.762	0.000	-13.082	-10.825
l2_ged_dummy_ns	0.1614	0.065	2.479	0.013	0.034	0.289
l3_ged_dummy_ns	0.1035	0.067	1.537	0.124	-0.029	0.235
l4_ged_dummy_ns	0.0320	0.070	0.456	0.648	-0.106	0.170
l5_ged_dummy_ns	0.2404	0.071	3.403	0.001	0.102	0.379
l6_ged_dummy_ns	0.1951	0.074	2.636	0.008	0.050	0.340
l7_ged_dummy_ns	0.1736	0.077	2.265	0.024	0.023	0.324
l8_ged_dummy_ns	0.1198	0.079	1.508	0.132	-0.036	0.276
l9_ged_dummy_ns	0.3510	0.079	4.470	0.000	0.197	0.505
l10_ged_dummy_ns	0.3217	0.080	3.999	0.000	0.164	0.479
l11_ged_dummy_ns	0.2069	0.083	2.479	0.013	0.043	0.371
l12_ged_dummy_ns	0.2571	0.083	3.080	0.002	0.093	0.421
q_1_1_l2_ged_dummy_ns	0.2271	0.039	5.873	0.000	0.151	0.303
q_1_1_l3_ged_dummy_ns	0.1287	0.040	3.238	0.001	0.051	0.207
l1_ged_dummy_sb	-0.3116	0.115	-2.700	0.007	-0.538	-0.085
l1_ged_dummy_ns	0.3663	0.065	5.634	0.000	0.239	0.494
l1_ged_dummy_os	0.1023	0.100	1.019	0.308	-0.094	0.299
l1_acled_dummy_pr	0.0203	0.083	0.245	0.806	-0.142	0.183
decay_12_cw_ged_dummy_sb_0	0.7006	0.090	7.770	0.000	0.524	0.877
decay_12_cw_ged_dummy_ns_0	3.9475	0.079	49.688	0.000	3.792	4.103
decay_12_cw_ged_dummy_os_0	0.7909	0.087	9.092	0.000	0.620	0.961
decay_12_cw_acled_dummy_pr_0	0.7326	0.075	9.833	0.000	0.587	0.879
q_1_1_l1_ged_dummy_sb	-0.1085	0.039	-2.748	0.006	-0.186	-0.031
q_1_1_l1_ged_dummy_ns	0.5137	0.037	14.023	0.000	0.442	0.586
q_1_1_l1_ged_dummy_os	0.1237	0.040	3.121	0.002	0.046	0.201
q_1_1_l1_acled_dummy_pr	0.0185	0.029	0.633	0.527	-0.039	0.076
ln_dist_diamsec	0.4126	0.037	11.200	0.000	0.340	0.485
ln_dist_petroleum	0.4823	0.048	10.024	0.000	0.388	0.577
agri_ih_li	0.0047	0.002	2.528	0.011	0.001	0.008
barren_ih_li	-0.0064	0.002	-3.792	0.000	-0.010	-0.003
forest_ih_li	-0.0048	0.002	-2.655	0.008	-0.008	-0.001
mountains_mean	-0.2638	0.077	-3.435	0.001	-0.414	-0.113
savanna_ih_li	0.0066	0.002	4.043	0.000	0.003	0.010
shrub_ih_li	0.0179	0.002	9.343	0.000	0.014	0.022
pasture_ih_li	0.0036	0.002	2.391	0.017	0.001	0.007
urban_ih_li	0.0163	0.015	1.078	0.281	-0.013	0.046
ln_bdist3	-0.0516	0.016	-3.144	0.002	-0.084	-0.019
ln_ttime	0.0648	0.040	1.603	0.109	-0.014	0.144
ln_capdist	0.1300	0.028	4.633	0.000	0.075	0.185
ln_pop	0.1941	0.022	8.921	0.000	0.151	0.237
gcp_li_mer	0.0416	0.026	1.589	0.112	-0.010	0.093
imr_mean	-0.0002	8.15e-05	-2.654	0.008	-0.000	-5.65e-05
excluded_dummy_li	0.1528	0.041	3.716	0.000	0.072	0.233
fvp_lngdpcap_nonoilrent	-0.1309	0.042	-3.117	0.002	-0.213	-0.049
fvp_lngdpcap_oilrent	0.1041	0.010	10.251	0.000	0.084	0.124
fvp_grgdpcap_oilrent	-0.2343	0.044	-5.304	0.000	-0.321	-0.148
fvp_grgdpcap_nonoilrent	-0.3115	0.126	-2.470	0.014	-0.559	-0.064
ln_fvp_timeindep	-0.1780	0.069	-2.584	0.010	-0.313	-0.043
ln_fvp_timesincepreindepwar	0.3930	0.059	6.694	0.000	0.278	0.508
ln_fvp_timesinceregimechange	-0.1407	0.019	-7.349	0.000	-0.178	-0.103
fvp_demo	-0.4115	0.070	-5.898	0.000	-0.548	-0.275
fvp_semi	-0.1458	0.063	-2.319	0.020	-0.269	-0.023
fvp_prop_excluded	-0.9929	0.108	-9.163	0.000	-1.205	-0.781
ln_fvp_population200	-0.0329	0.025	-1.299	0.194	-0.083	0.017
ssp2_edu_sec_15_24_prop	0.7270	0.149	4.868	0.000	0.434	1.020
ssp2_urban_share_iiasa	-0.0029	0.002	-1.413	0.158	-0.007	0.001

4.3.3 os_fcast

Dep. Variable:	ged_dummy_os	**No. Observations:**	2882790
Model:	Logit	**Df Residuals:**	2882734
Method:	MLE	**Df Model:**	55
Date:	Sun, 28 Jul 2019	**Pseudo R-squ.:**	0.4058
Time:	03:55:49	**Log-Likelihood:**	-28483.
converged:	True	**LL-Null:**	-47935.

	coef	std err	z	P>|z|	[0.025	0.975]
Intercept	-7.5143	0.430	-17.469	0.000	-8.357	-6.671
l2_ged_dummy_os	0.0995	0.044	2.284	0.022	0.014	0.185
l3_ged_dummy_os	0.1358	0.044	3.068	0.002	0.049	0.222
l4_ged_dummy_os	0.1071	0.045	2.380	0.017	0.019	0.195
l5_ged_dummy_os	0.0947	0.046	2.052	0.040	0.004	0.185
l6_ged_dummy_os	0.1630	0.047	3.481	0.000	0.071	0.255
l7_ged_dummy_os	0.1514	0.048	3.156	0.002	0.057	0.245
l8_ged_dummy_os	0.0329	0.050	0.660	0.509	-0.065	0.131
l9_ged_dummy_os	0.0690	0.051	1.365	0.172	-0.030	0.168
l10_ged_dummy_os	-0.0131	0.052	-0.252	0.801	-0.115	0.089
l11_ged_dummy_os	0.1084	0.052	2.095	0.036	0.007	0.210
l12_ged_dummy_os	0.2333	0.051	4.601	0.000	0.134	0.333
q_1_1_l2_ged_dummy_os	0.1212	0.021	5.789	0.000	0.080	0.162
q_1_1_l3_ged_dummy_os	0.0517	0.020	2.534	0.011	0.012	0.092
l1_ged_dummy_sb	0.0820	0.050	1.625	0.104	-0.017	0.181
l1_ged_dummy_ns	0.1938	0.105	1.843	0.065	-0.012	0.400
l1_ged_dummy_os	0.4163	0.044	9.521	0.000	0.331	0.502
l1_acled_dummy_pr	0.1869	0.065	2.859	0.004	0.059	0.315
decay_12_cw_ged_dummy_sb_0	1.5361	0.055	27.789	0.000	1.428	1.644
decay_12_cw_ged_dummy_ns_0	0.5881	0.069	8.466	0.000	0.452	0.724
decay_12_cw_ged_dummy_os_0	3.1124	0.060	51.540	0.000	2.994	3.231
decay_12_cw_acled_dummy_pr_0	0.7161	0.057	12.648	0.000	0.605	0.827
q_1_1_l1_ged_dummy_sb	0.0416	0.018	2.261	0.024	0.006	0.078
q_1_1_l1_ged_dummy_ns	0.0979	0.043	2.279	0.023	0.014	0.182
q_1_1_l1_ged_dummy_os	0.3472	0.020	17.277	0.000	0.308	0.387
q_1_1_l1_acled_dummy_pr	0.0303	0.024	1.253	0.210	-0.017	0.078
ln_dist_diamsec	-0.0160	0.024	-0.681	0.496	-0.062	0.030
ln_dist_petroleum	0.2696	0.032	8.402	0.000	0.207	0.333
agri_ih_li	0.0030	0.001	2.349	0.019	0.000	0.006
barren_ih_li	-0.0102	0.001	-7.521	0.000	-0.013	-0.008
forest_ih_li	0.0009	0.001	0.814	0.415	-0.001	0.003
mountains_mean	-0.3214	0.054	-5.906	0.000	-0.428	-0.215
savanna_ih_li	0.0082	0.001	8.191	0.000	0.006	0.010
shrub_ih_li	0.0023	0.002	1.263	0.207	-0.001	0.006
pasture_ih_li	-0.0028	0.001	-2.835	0.005	-0.005	-0.001
urban_ih_li	0.0110	0.011	0.969	0.333	-0.011	0.033
ln_bdist3	-0.0648	0.012	-5.400	0.000	-0.088	-0.041
ln_ttime	-0.1416	0.032	-4.476	0.000	-0.204	-0.080
ln_capdist	0.1363	0.020	6.928	0.000	0.098	0.175
ln_pop	0.2062	0.017	11.864	0.000	0.172	0.240
gcp_li_mer	0.1265	0.017	7.653	0.000	0.094	0.159
imr_mean	0.0002	5.85e-05	3.549	0.000	9.3e-05	0.000
excluded_dummy_li	0.0811	0.032	2.565	0.010	0.019	0.143
fvp_lngdpcap_nonoilrent	-0.2899	0.032	-9.065	0.000	-0.353	-0.227
fvp_lngdpcap_oilrent	0.0815	0.008	9.912	0.000	0.065	0.098
fvp_grgdpcap_oilrent	-0.2156	0.035	-6.211	0.000	-0.284	-0.148
fvp_grgdpcap_nonoilrent	-0.2501	0.097	-2.580	0.010	-0.440	-0.060
ln_fvp_timeindep	-0.0075	0.051	-0.147	0.883	-0.108	0.092
ln_fvp_timesincepreindepwar	0.0847	0.041	2.068	0.039	0.004	0.165
ln_fvp_timesinceregimechange	-0.0841	0.015	-5.541	0.000	-0.114	-0.054
fvp_demo	-0.7481	0.055	-13.601	0.000	-0.856	-0.640
fvp_semi	-0.2619	0.045	-5.827	0.000	-0.350	-0.174
fvp_prop_excluded	0.1671	0.061	2.749	0.006	0.048	0.286
ln_fvp_population200	-0.0103	0.020	-0.505	0.613	-0.050	0.030
ssp2_edu_sec_15_24_prop	-0.0282	0.118	-0.239	0.811	-0.259	0.202
ssp2_urban_share_iiasa	-0.0002	0.001	-0.110	0.912	-0.003	0.003

4.3.4 pr_fcast

Dep. Variable:	acled_dummy_pr	**No. Observations:**	2882790
Model:	Logit	**Df Residuals:**	2882734
Method:	MLE	**Df Model:**	55
Date:	Sun, 28 Jul 2019	**Pseudo R-squ.:**	0.4696
Time:	03:55:38	**Log-Likelihood:**	-76195.
converged:	True	**LL-Null:**	-1.4364e+05

	coef	std err	z	P>|z|	[0.025	0.975]
Intercept	-7.4075	0.223	-33.253	0.000	-7.844	-6.971
l2_acled_dummy_pr	0.2128	0.022	9.820	0.000	0.170	0.255
l3_acled_dummy_pr	0.2147	0.022	9.799	0.000	0.172	0.258
l4_acled_dummy_pr	0.2426	0.022	11.033	0.000	0.199	0.286
l5_acled_dummy_pr	0.2107	0.022	9.396	0.000	0.167	0.255
l6_acled_dummy_pr	0.2084	0.023	9.133	0.000	0.164	0.253
l7_acled_dummy_pr	0.2478	0.023	10.736	0.000	0.203	0.293
l8_acled_dummy_pr	0.2794	0.023	12.000	0.000	0.234	0.325
l9_acled_dummy_pr	0.2376	0.024	10.043	0.000	0.191	0.284
l10_acled_dummy_pr	0.2104	0.024	8.781	0.000	0.163	0.257
l11_acled_dummy_pr	0.2930	0.024	12.273	0.000	0.246	0.340
l12_acled_dummy_pr	0.4100	0.024	17.414	0.000	0.364	0.456
q_1_1_l2_acled_dummy_pr	0.0072	0.011	0.654	0.513	-0.014	0.029
q_1_1_l3_acled_dummy_pr	0.0026	0.011	0.239	0.811	-0.019	0.024
l1_ged_dummy_sb	-0.1996	0.067	-2.998	0.003	-0.330	-0.069
l1_ged_dummy_ns	0.1563	0.089	1.755	0.079	-0.018	0.331
l1_ged_dummy_os	-0.0282	0.068	-0.412	0.680	-0.162	0.106
l1_acled_dummy_pr	0.3185	0.022	14.667	0.000	0.276	0.361
decay_12_cw_ged_dummy_sb_0	0.4730	0.047	9.988	0.000	0.380	0.566
decay_12_cw_ged_dummy_ns_0	0.3851	0.054	7.090	0.000	0.279	0.492
decay_12_cw_ged_dummy_os_0	0.3660	0.047	7.740	0.000	0.273	0.459
decay_12_cw_acled_dummy_pr_0	3.1403	0.032	99.374	0.000	3.078	3.202
q_1_1_l1_ged_dummy_sb	-0.1598	0.026	-6.070	0.000	-0.211	-0.108
q_1_1_l1_ged_dummy_ns	-0.0423	0.036	-1.169	0.243	-0.113	0.029
q_1_1_l1_ged_dummy_os	-0.0054	0.028	-0.190	0.849	-0.061	0.050
q_1_1_l1_acled_dummy_pr	0.1974	0.010	19.051	0.000	0.177	0.218
ln_dist_diamsec	0.1343	0.013	10.465	0.000	0.109	0.159
ln_dist_petroleum	0.1155	0.017	6.944	0.000	0.083	0.148
agri_ih_li	-0.0002	0.001	-0.368	0.713	-0.001	0.001
barren_ih_li	0.0012	0.001	2.119	0.034	9.19e-05	0.002
forest_ih_li	0.0010	0.001	1.484	0.138	-0.000	0.002
mountains_mean	0.0432	0.029	1.495	0.135	-0.013	0.100
savanna_ih_li	0.0017	0.001	2.626	0.009	0.000	0.003
shrub_ih_li	0.0065	0.001	7.403	0.000	0.005	0.008
pasture_ih_li	0.0033	0.001	6.177	0.000	0.002	0.004
urban_ih_li	0.0274	0.005	5.398	0.000	0.017	0.037
ln_bdist3	-0.0593	0.007	-8.624	0.000	-0.073	-0.046
ln_ttime	-0.4240	0.016	-26.563	0.000	-0.455	-0.393
ln_capdist	-0.0426	0.010	-4.481	0.000	-0.061	-0.024
ln_pop	0.2704	0.009	30.946	0.000	0.253	0.288
gcp_li_mer	-0.0983	0.008	-12.922	0.000	-0.113	-0.083
imr_mean	0.0002	3.36e-05	5.881	0.000	0.000	0.000
excluded_dummy_li	0.0408	0.019	2.161	0.031	0.004	0.078
fvp_lngdpcap_nonoilrent	-0.0298	0.016	-1.846	0.065	-0.061	0.002
fvp_lngdpcap_oilrent	-0.0128	0.004	-3.307	0.001	-0.020	-0.005
fvp_grgdpcap_oilrent	-0.2609	0.019	-13.420	0.000	-0.299	-0.223
fvp_grgdpcap_nonoilrent	-0.0725	0.050	-1.436	0.151	-0.171	0.026
ln_fvp_timeindep	0.3795	0.028	13.674	0.000	0.325	0.434
ln_fvp_timesincepreindepwar	-0.0171	0.025	-0.685	0.494	-0.066	0.032
ln_fvp_timesinceregimechange	-0.0018	0.008	-0.233	0.815	-0.017	0.013
fvp_demo	0.0083	0.032	0.263	0.793	-0.054	0.070
fvp_semi	-0.1270	0.028	-4.488	0.000	-0.182	-0.072
fvp_prop_excluded	0.3563	0.045	7.846	0.000	0.267	0.445
ln_fvp_population200	-0.1244	0.011	-11.450	0.000	-0.146	-0.103
ssp2_edu_sec_15_24_prop	1.2523	0.059	21.173	0.000	1.136	1.368
ssp2_urban_share_iiasa	0.0018	0.001	2.145	0.032	0.000	0.004

4.3.5 sb_eval

Dep. Variable:	ged_dummy_sb	**No. Observations:**	2434356
Model:	Logit	**Df Residuals:**	2434300
Method:	MLE	**Df Model:**	55
Date:	Sun, 28 Jul 2019	**Pseudo R-squ.:**	0.4258
Time:	03:54:14	**Log-Likelihood:**	-30466.
converged:	True	**LL-Null:**	-53061.

	coef	std err	z	P>|z|	[0.025	0.975]
Intercept	-8.1954	0.430	-19.055	0.000	-9.038	-7.352
l2_ged_dummy_sb	0.0864	0.039	2.220	0.026	0.010	0.163
l3_ged_dummy_sb	0.1220	0.039	3.093	0.002	0.045	0.199
l4_ged_dummy_sb	0.1527	0.040	3.833	0.000	0.075	0.231
l5_ged_dummy_sb	0.1436	0.041	3.518	0.000	0.064	0.224
l6_ged_dummy_sb	0.0389	0.042	0.917	0.359	-0.044	0.122
l7_ged_dummy_sb	0.1183	0.043	2.765	0.006	0.034	0.202
l8_ged_dummy_sb	0.2461	0.043	5.750	0.000	0.162	0.330
l9_ged_dummy_sb	0.2612	0.043	6.025	0.000	0.176	0.346
l10_ged_dummy_sb	0.1615	0.044	3.631	0.000	0.074	0.249
l11_ged_dummy_sb	0.2328	0.045	5.219	0.000	0.145	0.320
l12_ged_dummy_sb	0.1923	0.045	4.291	0.000	0.104	0.280
q_1_1_l2_ged_dummy_sb	0.1129	0.019	5.820	0.000	0.075	0.151
q_1_1_l3_ged_dummy_sb	0.0856	0.019	4.479	0.000	0.048	0.123
l1_ged_dummy_sb	0.2506	0.039	6.426	0.000	0.174	0.327
l1_ged_dummy_ns	-0.1540	0.162	-0.948	0.343	-0.472	0.164
l1_ged_dummy_os	0.1810	0.058	3.109	0.002	0.067	0.295
l1_acled_dummy_pr	0.0494	0.085	0.581	0.561	-0.117	0.216
decay_12_cw_ged_dummy_sb_0	3.7501	0.053	70.272	0.000	3.646	3.855
decay_12_cw_ged_dummy_ns_0	0.2594	0.087	2.996	0.003	0.090	0.429
decay_12_cw_ged_dummy_os_0	1.1364	0.055	20.813	0.000	1.029	1.243
decay_12_cw_acled_dummy_pr_0	0.3424	0.061	5.605	0.000	0.223	0.462
q_1_1_l1_ged_dummy_sb	0.2567	0.019	13.653	0.000	0.220	0.294
q_1_1_l1_ged_dummy_ns	-0.2066	0.075	-2.741	0.006	-0.354	-0.059
q_1_1_l1_ged_dummy_os	0.0909	0.022	4.066	0.000	0.047	0.135
q_1_1_l1_acled_dummy_pr	-0.0352	0.035	-1.016	0.310	-0.103	0.033
ln_dist_diamsec	0.2905	0.024	12.117	0.000	0.243	0.337
ln_dist_petroleum	-0.0071	0.027	-0.265	0.791	-0.060	0.046
agri_ih_li	-0.0002	0.001	-0.176	0.860	-0.003	0.002
barren_ih_li	-0.0057	0.001	-5.037	0.000	-0.008	-0.004
forest_ih_li	-0.0009	0.001	-0.782	0.434	-0.003	0.001
mountains_mean	-0.1131	0.049	-2.309	0.021	-0.209	-0.017
savanna_ih_li	-0.0002	0.001	-0.134	0.894	-0.002	0.002
shrub_ih_li	0.0128	0.001	9.862	0.000	0.010	0.015
pasture_ih_li	0.0026	0.001	2.830	0.005	0.001	0.004
urban_ih_li	-0.0110	0.014	-0.778	0.436	-0.039	0.017
ln_bdist3	-0.0956	0.012	-8.195	0.000	-0.118	-0.073
ln_ttime	-0.1627	0.028	-5.734	0.000	-0.218	-0.107
ln_capdist	0.0542	0.021	2.610	0.009	0.013	0.095
ln_pop	0.1607	0.016	10.194	0.000	0.130	0.192
gcp_li_mer	0.1172	0.015	7.708	0.000	0.087	0.147
imr_mean	0.0006	5.79e-05	10.301	0.000	0.000	0.001
excluded_dummy_li	0.0726	0.031	2.377	0.017	0.013	0.132
fvp_lngdpcap_nonoilrent	-0.1452	0.035	-4.204	0.000	-0.213	-0.078
fvp_lngdpcap_oilrent	0.0841	0.008	10.551	0.000	0.068	0.100
fvp_grgdpcap_oilrent	-0.1552	0.031	-5.069	0.000	-0.215	-0.095
fvp_grgdpcap_nonoilrent	-0.4889	0.093	-5.234	0.000	-0.672	-0.306
ln_fvp_timeindep	0.1775	0.049	3.651	0.000	0.082	0.273
ln_fvp_timesincepreindepwar	-0.0653	0.039	-1.666	0.096	-0.142	0.012
ln_fvp_timesinceregimechange	-0.1315	0.019	-6.849	0.000	-0.169	-0.094
fvp_demo	-0.8029	0.058	-13.725	0.000	-0.918	-0.688
fvp_semi	-0.3191	0.045	-7.093	0.000	-0.407	-0.231
fvp_prop_excluded	0.1724	0.058	2.987	0.003	0.059	0.286
ln_fvp_population200	0.0598	0.023	2.588	0.010	0.015	0.105
ssp2_edu_sec_15_24_prop	-0.0488	0.129	-0.378	0.706	-0.302	0.204
ssp2_urban_share_iiasa	-9.885e-05	0.001	-0.071	0.943	-0.003	0.003

4.3.6 ns_eval

Dep. Variable:	ged_dummy_ns	**No. Observations:**	2434356
Model:	Logit	**Df Residuals:**	2434300
Method:	MLE	**Df Model:**	55
Date:	Sun, 28 Jul 2019	**Pseudo R-squ.:**	0.3202
Time:	03:54:17	**Log-Likelihood:**	-12532.
converged:	True	**LL-Null:**	-18436.

	coef	std err	z	P>|z|	[0.025	0.975]
Intercept	-15.6642	0.766	-20.446	0.000	-17.166	-14.163
l2_ged_dummy_ns	0.2230	0.081	2.762	0.006	0.065	0.381
l3_ged_dummy_ns	0.1718	0.083	2.069	0.039	0.009	0.335
l4_ged_dummy_ns	0.1276	0.086	1.486	0.137	-0.041	0.296
l5_ged_dummy_ns	0.1859	0.089	2.095	0.036	0.012	0.360
l6_ged_dummy_ns	0.1311	0.093	1.410	0.158	-0.051	0.313
l7_ged_dummy_ns	0.1242	0.096	1.289	0.197	-0.065	0.313
l8_ged_dummy_ns	0.0207	0.101	0.205	0.838	-0.177	0.218
l9_ged_dummy_ns	0.4412	0.095	4.634	0.000	0.255	0.628
l10_ged_dummy_ns	0.4234	0.097	4.349	0.000	0.233	0.614
l11_ged_dummy_ns	0.0898	0.106	0.846	0.398	-0.118	0.298
l12_ged_dummy_ns	0.1697	0.106	1.597	0.110	-0.039	0.378
q_1_1_l2_ged_dummy_ns	0.2028	0.053	3.814	0.000	0.099	0.307
q_1_1_l3_ged_dummy_ns	0.1975	0.054	3.663	0.000	0.092	0.303
l1_ged_dummy_sb	-0.2560	0.147	-1.744	0.081	-0.544	0.032
l1_ged_dummy_ns	0.4567	0.081	5.649	0.000	0.298	0.615
l1_ged_dummy_os	0.1712	0.128	1.340	0.180	-0.079	0.422
l1_acled_dummy_pr	0.2450	0.111	2.217	0.027	0.028	0.462
decay_12_cw_ged_dummy_sb_0	0.6417	0.111	5.797	0.000	0.425	0.859
decay_12_cw_ged_dummy_ns_0	3.8035	0.099	38.387	0.000	3.609	3.998
decay_12_cw_ged_dummy_os_0	0.7752	0.109	7.113	0.000	0.562	0.989
decay_12_cw_acled_dummy_pr_0	0.5781	0.097	5.980	0.000	0.389	0.768
q_1_1_l1_ged_dummy_sb	-0.2040	0.059	-3.473	0.001	-0.319	-0.089
q_1_1_l1_ged_dummy_ns	0.5989	0.049	12.324	0.000	0.504	0.694
q_1_1_l1_ged_dummy_os	0.1856	0.049	3.769	0.000	0.089	0.282
q_1_1_l1_acled_dummy_pr	-0.0068	0.041	-0.166	0.868	-0.087	0.073
ln_dist_diamsec	0.4305	0.047	9.226	0.000	0.339	0.522
ln_dist_petroleum	0.6526	0.064	10.231	0.000	0.528	0.778
agri_ih_li	0.0086	0.002	3.680	0.000	0.004	0.013
barren_ih_li	-0.0020	0.002	-0.925	0.355	-0.006	0.002
forest_ih_li	0.0005	0.002	0.205	0.838	-0.004	0.005
mountains_mean	-0.2618	0.092	-2.848	0.004	-0.442	-0.082
savanna_ih_li	0.0090	0.002	4.252	0.000	0.005	0.013
shrub_ih_li	0.0234	0.002	9.846	0.000	0.019	0.028
pasture_ih_li	0.0089	0.002	4.656	0.000	0.005	0.013
urban_ih_li	0.0264	0.017	1.587	0.112	-0.006	0.059
ln_bdist3	-0.1029	0.020	-5.214	0.000	-0.142	-0.064
ln_ttime	0.1142	0.049	2.325	0.020	0.018	0.210
ln_capdist	0.0593	0.035	1.698	0.089	-0.009	0.128
ln_pop	0.2321	0.027	8.572	0.000	0.179	0.285
gcp_li_mer	0.0741	0.030	2.509	0.012	0.016	0.132
imr_mean	-0.0002	0.000	-1.565	0.118	-0.000	4.05e-05
excluded_dummy_li	0.2775	0.050	5.514	0.000	0.179	0.376
fvp_lngdpcap_nonoilrent	0.0220	0.058	0.382	0.702	-0.091	0.135
fvp_lngdpcap_oilrent	0.0744	0.013	5.570	0.000	0.048	0.101
fvp_grgdpcap_oilrent	-0.2048	0.052	-3.974	0.000	-0.306	-0.104
fvp_grgdpcap_nonoilrent	-0.8680	0.163	-5.332	0.000	-1.187	-0.549
ln_fvp_timeindep	-0.2754	0.084	-3.275	0.001	-0.440	-0.111
ln_fvp_timesincepreindepwar	0.3798	0.072	5.249	0.000	0.238	0.522
ln_fvp_timesinceregimechange	-0.1170	0.029	-4.002	0.000	-0.174	-0.060
fvp_demo	-0.4359	0.087	-5.003	0.000	-0.607	-0.265
fvp_semi	-0.0933	0.077	-1.218	0.223	-0.243	0.057
fvp_prop_excluded	-0.8659	0.121	-7.139	0.000	-1.104	-0.628
ln_fvp_population200	0.1605	0.040	3.969	0.000	0.081	0.240
ssp2_edu_sec_15_24_prop	0.4242	0.196	2.165	0.030	0.040	0.808
ssp2_urban_share_iiasa	-0.0050	0.002	-2.084	0.037	-0.010	-0.000

4.3.7 os_eval

Dep. Variable:	ged_dummy_os	**No. Observations:**	2434356
Model:	Logit	**Df Residuals:**	2434300
Method:	MLE	**Df Model:**	55
Date:	Sun, 28 Jul 2019	**Pseudo R-squ.:**	0.4051
Time:	03:54:15	**Log-Likelihood:**	-21666.
converged:	True	**LL-Null:**	-36417.

	coef	std err	z	P>|z|	[0.025	0.975]
Intercept	-7.6565	0.529	-14.464	0.000	-8.694	-6.619
l2_ged_dummy_os	0.0842	0.051	1.661	0.097	-0.015	0.184
l3_ged_dummy_os	0.1126	0.052	2.184	0.029	0.012	0.214
l4_ged_dummy_os	0.1147	0.052	2.197	0.028	0.012	0.217
l5_ged_dummy_os	0.0229	0.054	0.424	0.671	-0.083	0.129
l6_ged_dummy_os	0.1530	0.054	2.813	0.005	0.046	0.260
l7_ged_dummy_os	0.1535	0.055	2.772	0.006	0.045	0.262
l8_ged_dummy_os	0.0730	0.057	1.276	0.202	-0.039	0.185
l9_ged_dummy_os	0.0789	0.058	1.351	0.177	-0.036	0.193
l10_ged_dummy_os	0.0190	0.060	0.316	0.752	-0.099	0.137
l11_ged_dummy_os	0.1052	0.060	1.750	0.080	-0.013	0.223
l12_ged_dummy_os	0.2721	0.059	4.624	0.000	0.157	0.387
q_1_1_l2_ged_dummy_os	0.1015	0.024	4.190	0.000	0.054	0.149
q_1_1_l3_ged_dummy_os	0.0566	0.024	2.400	0.016	0.010	0.103
l1_ged_dummy_sb	0.0579	0.059	0.981	0.327	-0.058	0.174
l1_ged_dummy_ns	0.3499	0.130	2.687	0.007	0.095	0.605
l1_ged_dummy_os	0.4461	0.051	8.792	0.000	0.347	0.546
l1_acled_dummy_pr	0.1500	0.087	1.728	0.084	-0.020	0.320
decay_12_cw_ged_dummy_sb_0	1.5570	0.063	24.521	0.000	1.433	1.681
decay_12_cw_ged_dummy_ns_0	0.6324	0.084	7.534	0.000	0.468	0.797
decay_12_cw_ged_dummy_os_0	3.1533	0.070	45.043	0.000	3.016	3.291
decay_12_cw_acled_dummy_pr_0	0.6086	0.070	8.737	0.000	0.472	0.745
q_1_1_l1_ged_dummy_sb	0.0512	0.022	2.290	0.022	0.007	0.095
q_1_1_l1_ged_dummy_ns	0.1217	0.059	2.068	0.039	0.006	0.237
q_1_1_l1_ged_dummy_os	0.3646	0.023	15.667	0.000	0.319	0.410
q_1_1_l1_acled_dummy_pr	-0.0277	0.038	-0.738	0.461	-0.101	0.046
ln_dist_diamsec	-0.0811	0.028	-2.936	0.003	-0.135	-0.027
ln_dist_petroleum	0.3222	0.037	8.624	0.000	0.249	0.395
agri_ih_li	0.0056	0.002	3.673	0.000	0.003	0.009
barren_ih_li	-0.0105	0.002	-6.492	0.000	-0.014	-0.007
forest_ih_li	0.0028	0.001	2.303	0.021	0.000	0.005
mountains_mean	-0.2526	0.062	-4.070	0.000	-0.374	-0.131
savanna_ih_li	0.0097	0.001	8.231	0.000	0.007	0.012
shrub_ih_li	0.0043	0.002	1.977	0.048	3.68e-05	0.009
pasture_ih_li	-0.0024	0.001	-2.094	0.036	-0.005	-0.000
urban_ih_li	0.0150	0.014	1.059	0.289	-0.013	0.043
ln_bdist3	-0.0779	0.014	-5.561	0.000	-0.105	-0.050
ln_ttime	-0.1730	0.037	-4.707	0.000	-0.245	-0.101
ln_capdist	0.1200	0.024	4.980	0.000	0.073	0.167
ln_pop	0.1968	0.020	9.706	0.000	0.157	0.237
gcp_li_mer	0.1659	0.019	8.545	0.000	0.128	0.204
imr_mean	0.0002	6.85e-05	2.420	0.016	3.15e-05	0.000
excluded_dummy_li	0.0970	0.037	2.610	0.009	0.024	0.170
fvp_lngdpcap_nonoilrent	-0.3120	0.041	-7.557	0.000	-0.393	-0.231
fvp_lngdpcap_oilrent	0.1001	0.010	10.284	0.000	0.081	0.119
fvp_grgdpcap_oilrent	-0.2336	0.039	-6.051	0.000	-0.309	-0.158
fvp_grgdpcap_nonoilrent	-0.5468	0.121	-4.520	0.000	-0.784	-0.310
ln_fvp_timeindep	0.0121	0.060	0.200	0.841	-0.106	0.130
ln_fvp_timesincepreindepwar	0.0830	0.049	1.702	0.089	-0.013	0.179
ln_fvp_timesinceregimechange	-0.0878	0.023	-3.879	0.000	-0.132	-0.043
fvp_demo	-0.9043	0.067	-13.436	0.000	-1.036	-0.772
fvp_semi	-0.3269	0.054	-6.066	0.000	-0.432	-0.221
fvp_prop_excluded	0.2049	0.066	3.099	0.002	0.075	0.335
ln_fvp_population200	0.0276	0.029	0.965	0.335	-0.028	0.084
ssp2_edu_sec_15_24_prop	0.2404	0.152	1.577	0.115	-0.058	0.539
ssp2_urban_share_iiasa	0.0012	0.002	0.740	0.459	-0.002	0.004

4.3.8 pr_eval

Dep. Variable:	acled_dummy_pr	**No. Observations:**	2434356
Model:	Logit	**Df Residuals:**	2434300
Method:	MLE	**Df Model:**	55
Date:	Sun, 28 Jul 2019	**Pseudo R-squ.:**	0.4530
Time:	03:54:11	**Log-Likelihood:**	-49056.
converged:	True	**LL-Null:**	-89680.

	coef	std err	z	P>|z|	[0.025	0.975]
Intercept	-6.7118	0.305	-21.975	0.000	-7.310	-6.113
l2_acled_dummy_pr	0.1842	0.029	6.344	0.000	0.127	0.241
l3_acled_dummy_pr	0.2127	0.029	7.245	0.000	0.155	0.270
l4_acled_dummy_pr	0.2377	0.030	8.051	0.000	0.180	0.296
l5_acled_dummy_pr	0.2385	0.030	7.934	0.000	0.180	0.297
l6_acled_dummy_pr	0.1960	0.031	6.357	0.000	0.136	0.256
l7_acled_dummy_pr	0.2548	0.031	8.180	0.000	0.194	0.316
l8_acled_dummy_pr	0.3106	0.031	9.894	0.000	0.249	0.372
l9_acled_dummy_pr	0.2605	0.032	8.122	0.000	0.198	0.323
l10_acled_dummy_pr	0.2502	0.033	7.684	0.000	0.186	0.314
l11_acled_dummy_pr	0.3300	0.033	10.141	0.000	0.266	0.394
l12_acled_dummy_pr	0.3801	0.032	11.704	0.000	0.316	0.444
q_1_1_l2_acled_dummy_pr	-0.0108	0.017	-0.646	0.518	-0.043	0.022
q_1_1_l3_acled_dummy_pr	0.0105	0.016	0.645	0.519	-0.021	0.042
l1_ged_dummy_sb	-0.4209	0.085	-4.927	0.000	-0.588	-0.253
l1_ged_dummy_ns	0.1003	0.119	0.844	0.399	-0.133	0.333
l1_ged_dummy_os	-0.0577	0.090	-0.639	0.523	-0.235	0.119
l1_acled_dummy_pr	0.3235	0.029	11.182	0.000	0.267	0.380
decay_12_cw_ged_dummy_sb_0	0.6522	0.062	10.582	0.000	0.531	0.773
decay_12_cw_ged_dummy_ns_0	0.4788	0.069	6.916	0.000	0.343	0.614
decay_12_cw_ged_dummy_os_0	0.3464	0.063	5.507	0.000	0.223	0.470
decay_12_cw_acled_dummy_pr_0	3.0859	0.040	77.432	0.000	3.008	3.164
q_1_1_l1_ged_dummy_sb	-0.1495	0.036	-4.175	0.000	-0.220	-0.079
q_1_1_l1_ged_dummy_ns	-0.0752	0.055	-1.360	0.174	-0.184	0.033
q_1_1_l1_ged_dummy_os	-0.0226	0.040	-0.571	0.568	-0.100	0.055
q_1_1_l1_acled_dummy_pr	0.2216	0.015	14.422	0.000	0.191	0.252
ln_dist_diamsec	0.1199	0.016	7.468	0.000	0.088	0.151
ln_dist_petroleum	0.1149	0.021	5.467	0.000	0.074	0.156
agri_ih_li	-0.0007	0.001	-0.870	0.384	-0.002	0.001
barren_ih_li	0.0026	0.001	3.559	0.000	0.001	0.004
forest_ih_li	0.0014	0.001	1.562	0.118	-0.000	0.003
mountains_mean	0.0458	0.037	1.222	0.222	-0.028	0.119
savanna_ih_li	0.0004	0.001	0.543	0.587	-0.001	0.002
shrub_ih_li	0.0064	0.001	5.604	0.000	0.004	0.009
pasture_ih_li	0.0042	0.001	6.168	0.000	0.003	0.006
urban_ih_li	0.0213	0.006	3.549	0.000	0.010	0.033
ln_bdist3	-0.0815	0.009	-9.245	0.000	-0.099	-0.064
ln_ttime	-0.4594	0.021	-22.364	0.000	-0.500	-0.419
ln_capdist	-0.0466	0.012	-3.940	0.000	-0.070	-0.023
ln_pop	0.3129	0.011	27.728	0.000	0.291	0.335
gcp_li_mer	-0.1032	0.010	-10.415	0.000	-0.123	-0.084
imr_mean	0.0002	4.35e-05	4.370	0.000	0.000	0.000
excluded_dummy_li	0.0244	0.025	0.986	0.324	-0.024	0.073
fvp_lngdpcap_nonoilrent	-0.1290	0.025	-5.230	0.000	-0.177	-0.081
fvp_lngdpcap_oilrent	-0.0156	0.005	-3.062	0.002	-0.026	-0.006
fvp_grgdpcap_oilrent	-0.3090	0.023	-13.344	0.000	-0.354	-0.264
fvp_grgdpcap_nonoilrent	-0.2130	0.094	-2.266	0.023	-0.397	-0.029
ln_fvp_timeindep	0.3048	0.036	8.516	0.000	0.235	0.375
ln_fvp_timesincepreindepwar	-0.0617	0.032	-1.943	0.052	-0.124	0.001
ln_fvp_timesinceregimechange	0.0951	0.013	7.274	0.000	0.069	0.121
fvp_demo	0.1697	0.041	4.155	0.000	0.090	0.250
fvp_semi	-0.1216	0.036	-3.393	0.001	-0.192	-0.051
fvp_prop_excluded	0.4172	0.057	7.320	0.000	0.306	0.529
ln_fvp_population200	-0.1323	0.014	-9.348	0.000	-0.160	-0.105
ssp2_edu_sec_15_24_prop	1.6803	0.079	21.256	0.000	1.525	1.835
ssp2_urban_share_iiasa	-0.0007	0.001	-0.668	0.504	-0.003	0.001

4.4 ds_pgm_acled_nocm

4.4.1 sb_fcast

Dep. Variable:	ged_dummy_sb	**No. Observations:**	2882790
Model:	Logit	**Df Residuals:**	2882747
Method:	MLE	**Df Model:**	42
Date:	Sun, 28 Jul 2019	**Pseudo R-squ.:**	0.4302
Time:	03:33:53	**Log-Likelihood:**	-39411.
converged:	True	**LL-Null:**	-69165.

	coef	std err	z	P>|z|	[0.025	0.975]
Intercept	-8.8948	0.250	-35.609	0.000	-9.384	-8.405
l2_ged_dummy_sb	0.1080	0.033	3.250	0.001	0.043	0.173
l3_ged_dummy_sb	0.0888	0.034	2.621	0.009	0.022	0.155
l4_ged_dummy_sb	0.1476	0.034	4.321	0.000	0.081	0.215
l5_ged_dummy_sb	0.1684	0.035	4.825	0.000	0.100	0.237
l6_ged_dummy_sb	0.0438	0.036	1.206	0.228	-0.027	0.115
l7_ged_dummy_sb	0.1659	0.036	4.547	0.000	0.094	0.237
l8_ged_dummy_sb	0.2150	0.037	5.836	0.000	0.143	0.287
l9_ged_dummy_sb	0.2296	0.037	6.154	0.000	0.156	0.303
l10_ged_dummy_sb	0.1712	0.038	4.497	0.000	0.097	0.246
l11_ged_dummy_sb	0.2046	0.038	5.353	0.000	0.130	0.279
l12_ged_dummy_sb	0.2396	0.038	6.288	0.000	0.165	0.314
q_1_1_l2_ged_dummy_sb	0.1230	0.016	7.561	0.000	0.091	0.155
q_1_1_l3_ged_dummy_sb	0.0682	0.016	4.229	0.000	0.037	0.100
l1_ged_dummy_sb	0.1433	0.034	4.268	0.000	0.078	0.209
l1_ged_dummy_ns	-0.1809	0.129	-1.403	0.160	-0.434	0.072
l1_ged_dummy_os	0.1173	0.050	2.351	0.019	0.019	0.215
l1_acled_dummy_pr	0.0322	0.065	0.495	0.621	-0.095	0.160
decay_12_cw_ged_dummy_sb_0	4.0104	0.046	87.574	0.000	3.921	4.100
decay_12_cw_ged_dummy_ns_0	0.1676	0.072	2.333	0.020	0.027	0.308
decay_12_cw_ged_dummy_os_0	1.1176	0.047	23.739	0.000	1.025	1.210
decay_12_cw_acled_dummy_pr_0	0.3223	0.049	6.634	0.000	0.227	0.417
q_1_1_l1_ged_dummy_sb	0.2673	0.016	16.816	0.000	0.236	0.298
q_1_1_l1_ged_dummy_ns	-0.1358	0.053	-2.572	0.010	-0.239	-0.032
q_1_1_l1_ged_dummy_os	0.0706	0.019	3.677	0.000	0.033	0.108
q_1_1_l1_acled_dummy_pr	-0.0369	0.023	-1.578	0.115	-0.083	0.009
ln_dist_diamsec	0.2950	0.018	15.950	0.000	0.259	0.331
ln_dist_petroleum	-0.1495	0.019	-8.022	0.000	-0.186	-0.113
agri_ih_li	-0.0019	0.001	-1.768	0.077	-0.004	0.000
barren_ih_li	-0.0045	0.001	-4.855	0.000	-0.006	-0.003
forest_ih_li	-0.0010	0.001	-1.064	0.287	-0.003	0.001
mountains_mean	-0.0798	0.041	-1.951	0.051	-0.160	0.000
savanna_ih_li	-0.0018	0.001	-1.896	0.058	-0.004	5.92e-05
shrub_ih_li	0.0093	0.001	8.756	0.000	0.007	0.011
pasture_ih_li	0.0040	0.001	5.401	0.000	0.003	0.006
urban_ih_li	0.0145	0.010	1.514	0.130	-0.004	0.033
ln_bdist3	-0.0771	0.009	-8.169	0.000	-0.096	-0.059
ln_ttime	-0.1459	0.024	-5.960	0.000	-0.194	-0.098
ln_capdist	0.0936	0.014	6.479	0.000	0.065	0.122
ln_pop	0.1681	0.013	13.393	0.000	0.144	0.193
gcp_li_mer	0.0279	0.012	2.320	0.020	0.004	0.051
imr_mean	0.0005	3.79e-05	13.543	0.000	0.000	0.001
excluded_dummy_li	0.2052	0.024	8.691	0.000	0.159	0.252

4.4.2 ns_fcast

Dep. Variable:	ged_dummy_ns	**No. Observations:**	2882790
Model:	Logit	**Df Residuals:**	2882747
Method:	MLE	**Df Model:**	42
Date:	Sun, 28 Jul 2019	**Pseudo R-squ.:**	0.3201
Time:	03:33:48	**Log-Likelihood:**	-18125.
converged:	True	**LL-Null:**	-26660.

	coef	std err	z	P>|z|	[0.025	0.975]
Intercept	-13.0762	0.425	-30.789	0.000	-13.909	-12.244
l2_ged_dummy_ns	0.1385	0.065	2.134	0.033	0.011	0.266
l3_ged_dummy_ns	0.0950	0.067	1.415	0.157	-0.037	0.227
l4_ged_dummy_ns	0.0341	0.070	0.488	0.626	-0.103	0.171
l5_ged_dummy_ns	0.2482	0.070	3.530	0.000	0.110	0.386
l6_ged_dummy_ns	0.2021	0.074	2.742	0.006	0.058	0.347
l7_ged_dummy_ns	0.1947	0.076	2.549	0.011	0.045	0.344
l8_ged_dummy_ns	0.1414	0.079	1.784	0.074	-0.014	0.297
l9_ged_dummy_ns	0.3666	0.078	4.675	0.000	0.213	0.520
l10_ged_dummy_ns	0.3378	0.080	4.204	0.000	0.180	0.495
l11_ged_dummy_ns	0.2213	0.083	2.658	0.008	0.058	0.384
l12_ged_dummy_ns	0.2598	0.083	3.113	0.002	0.096	0.423
q_1_1_l2_ged_dummy_ns	0.2344	0.039	6.063	0.000	0.159	0.310
q_1_1_l3_ged_dummy_ns	0.1487	0.040	3.734	0.000	0.071	0.227
l1_ged_dummy_sb	-0.3241	0.115	-2.812	0.005	-0.550	-0.098
l1_ged_dummy_ns	0.3389	0.065	5.230	0.000	0.212	0.466
l1_ged_dummy_os	0.0684	0.100	0.682	0.495	-0.128	0.265
l1_acled_dummy_pr	0.0117	0.083	0.142	0.887	-0.150	0.174
decay_12_cw_ged_dummy_sb_0	0.7598	0.089	8.501	0.000	0.585	0.935
decay_12_cw_ged_dummy_ns_0	4.1091	0.079	52.089	0.000	3.955	4.264
decay_12_cw_ged_dummy_os_0	0.8357	0.087	9.650	0.000	0.666	1.005
decay_12_cw_acled_dummy_pr_0	0.7531	0.073	10.320	0.000	0.610	0.896
q_1_1_l1_ged_dummy_sb	-0.0948	0.039	-2.403	0.016	-0.172	-0.017
q_1_1_l1_ged_dummy_ns	0.5227	0.037	14.253	0.000	0.451	0.595
q_1_1_l1_ged_dummy_os	0.1149	0.040	2.898	0.004	0.037	0.193
q_1_1_l1_acled_dummy_pr	0.0317	0.029	1.095	0.274	-0.025	0.088
ln_dist_diamsec	0.3587	0.032	11.060	0.000	0.295	0.422
ln_dist_petroleum	0.3297	0.039	8.406	0.000	0.253	0.407
agri_ih_li	0.0069	0.002	3.906	0.000	0.003	0.010
barren_ih_li	-0.0056	0.002	-3.370	0.001	-0.009	-0.002
forest_ih_li	-0.0020	0.002	-1.153	0.249	-0.005	0.001
mountains_mean	-0.4489	0.073	-6.115	0.000	-0.593	-0.305
savanna_ih_li	0.0047	0.002	2.938	0.003	0.002	0.008
shrub_ih_li	0.0141	0.002	7.641	0.000	0.010	0.018
pasture_ih_li	0.0050	0.001	3.498	0.000	0.002	0.008
urban_ih_li	0.0126	0.015	0.856	0.392	-0.016	0.042
ln_bdist3	-0.0369	0.015	-2.403	0.016	-0.067	-0.007
ln_ttime	0.0932	0.039	2.369	0.018	0.016	0.170
ln_capdist	0.2030	0.025	8.137	0.000	0.154	0.252
ln_pop	0.2302	0.020	11.359	0.000	0.190	0.270
gcp_li_mer	-0.0144	0.025	-0.583	0.560	-0.063	0.034
imr_mean	-0.0003	6.41e-05	-4.932	0.000	-0.000	-0.000
excluded_dummy_li	0.1374	0.039	3.548	0.000	0.062	0.213

4.4.3 os_fcast

Dep. Variable:	ged_dummy_os	**No. Observations:**	2882790
Model:	Logit	**Df Residuals:**	2882747
Method:	MLE	**Df Model:**	42
Date:	Sun, 28 Jul 2019	**Pseudo R-squ.:**	0.3994
Time:	03:33:59	**Log-Likelihood:**	-28792.
converged:	True	**LL-Null:**	-47935.

	coef	std err	z	P>|z|	[0.025	0.975]
Intercept	-9.9133	0.322	-30.809	0.000	-10.544	-9.283
l2_ged_dummy_os	0.0708	0.043	1.634	0.102	-0.014	0.156
l3_ged_dummy_os	0.1207	0.044	2.741	0.006	0.034	0.207
l4_ged_dummy_os	0.0949	0.045	2.117	0.034	0.007	0.183
l5_ged_dummy_os	0.0941	0.046	2.047	0.041	0.004	0.184
l6_ged_dummy_os	0.1622	0.047	3.476	0.001	0.071	0.254
l7_ged_dummy_os	0.1495	0.048	3.126	0.002	0.056	0.243
l8_ged_dummy_os	0.0324	0.050	0.652	0.515	-0.065	0.130
l9_ged_dummy_os	0.0709	0.050	1.405	0.160	-0.028	0.170
l10_ged_dummy_os	-0.0084	0.052	-0.161	0.872	-0.110	0.093
l11_ged_dummy_os	0.1059	0.052	2.050	0.040	0.005	0.207
l12_ged_dummy_os	0.2329	0.051	4.600	0.000	0.134	0.332
q_1_1_l2_ged_dummy_os	0.1148	0.021	5.464	0.000	0.074	0.156
q_1_1_l3_ged_dummy_os	0.0472	0.020	2.307	0.021	0.007	0.087
l1_ged_dummy_sb	0.0826	0.050	1.638	0.101	-0.016	0.181
l1_ged_dummy_ns	0.2225	0.106	2.108	0.035	0.016	0.429
l1_ged_dummy_os	0.3733	0.044	8.565	0.000	0.288	0.459
l1_acled_dummy_pr	0.1918	0.065	2.955	0.003	0.065	0.319
decay_12_cw_ged_dummy_sb_0	1.5918	0.056	28.654	0.000	1.483	1.701
decay_12_cw_ged_dummy_ns_0	0.5244	0.069	7.584	0.000	0.389	0.660
decay_12_cw_ged_dummy_os_0	3.3457	0.060	55.454	0.000	3.227	3.464
decay_12_cw_acled_dummy_pr_0	0.6851	0.056	12.302	0.000	0.576	0.794
q_1_1_l1_ged_dummy_sb	0.0243	0.018	1.325	0.185	-0.012	0.060
q_1_1_l1_ged_dummy_ns	0.0723	0.043	1.673	0.094	-0.012	0.157
q_1_1_l1_ged_dummy_os	0.3512	0.020	17.419	0.000	0.312	0.391
q_1_1_l1_acled_dummy_pr	0.0245	0.024	1.023	0.306	-0.022	0.071
ln_dist_diamsec	-0.0371	0.021	-1.745	0.081	-0.079	0.005
ln_dist_petroleum	0.1950	0.026	7.363	0.000	0.143	0.247
agri_ih_li	0.0009	0.001	0.734	0.463	-0.002	0.003
barren_ih_li	-0.0092	0.001	-6.830	0.000	-0.012	-0.007
forest_ih_li	0.0009	0.001	0.905	0.365	-0.001	0.003
mountains_mean	-0.2270	0.051	-4.472	0.000	-0.327	-0.128
savanna_ih_li	0.0073	0.001	7.636	0.000	0.005	0.009
shrub_ih_li	-0.0008	0.002	-0.453	0.651	-0.004	0.003
pasture_ih_li	-0.0003	0.001	-0.276	0.783	-0.002	0.002
urban_ih_li	0.0136	0.011	1.218	0.223	-0.008	0.035
ln_bdist3	-0.0528	0.011	-4.670	0.000	-0.075	-0.031
ln_ttime	-0.1338	0.031	-4.298	0.000	-0.195	-0.073
ln_capdist	0.1200	0.015	7.974	0.000	0.090	0.149
ln_pop	0.2032	0.016	12.544	0.000	0.171	0.235
gcp_li_mer	0.0499	0.015	3.272	0.001	0.020	0.080
imr_mean	0.0004	4.96e-05	7.602	0.000	0.000	0.000
excluded_dummy_li	0.2855	0.029	9.934	0.000	0.229	0.342

4.4.4 pr_fcast

Dep. Variable:	acled_dummy_pr	**No. Observations:**	2882790
Model:	Logit	**Df Residuals:**	2882747
Method:	MLE	**Df Model:**	42
Date:	Sun, 28 Jul 2019	**Pseudo R-squ.:**	0.4658
Time:	03:33:53	**Log-Likelihood:**	-76731.
converged:	True	**LL-Null:**	-1.4364e+05

	coef	std err	z	P>|z|	[0.025	0.975]
Intercept	-6.0951	0.156	-38.997	0.000	-6.401	-5.789
l2_acled_dummy_pr	0.1960	0.022	9.085	0.000	0.154	0.238
l3_acled_dummy_pr	0.2047	0.022	9.377	0.000	0.162	0.248
l4_acled_dummy_pr	0.2451	0.022	11.181	0.000	0.202	0.288
l5_acled_dummy_pr	0.2183	0.022	9.760	0.000	0.174	0.262
l6_acled_dummy_pr	0.2217	0.023	9.738	0.000	0.177	0.266
l7_acled_dummy_pr	0.2615	0.023	11.354	0.000	0.216	0.307
l8_acled_dummy_pr	0.2959	0.023	12.732	0.000	0.250	0.341
l9_acled_dummy_pr	0.2549	0.024	10.790	0.000	0.209	0.301
l10_acled_dummy_pr	0.2262	0.024	9.454	0.000	0.179	0.273
l11_acled_dummy_pr	0.3113	0.024	13.065	0.000	0.265	0.358
l12_acled_dummy_pr	0.4284	0.023	18.241	0.000	0.382	0.474
q_1_1_l2_acled_dummy_pr	0.0301	0.011	2.721	0.007	0.008	0.052
q_1_1_l3_acled_dummy_pr	0.0261	0.011	2.421	0.015	0.005	0.047
l1_ged_dummy_sb	-0.1423	0.066	-2.150	0.032	-0.272	-0.013
l1_ged_dummy_ns	0.1798	0.089	2.017	0.044	0.005	0.354
l1_ged_dummy_os	0.0092	0.068	0.135	0.893	-0.124	0.143
l1_acled_dummy_pr	0.2876	0.022	13.313	0.000	0.245	0.330
decay_12_cw_ged_dummy_sb_0	0.4546	0.047	9.715	0.000	0.363	0.546
decay_12_cw_ged_dummy_ns_0	0.3074	0.054	5.729	0.000	0.202	0.413
decay_12_cw_ged_dummy_os_0	0.3007	0.047	6.405	0.000	0.209	0.393
decay_12_cw_acled_dummy_pr_0	3.3353	0.031	107.693	0.000	3.275	3.396
q_1_1_l1_ged_dummy_sb	-0.1433	0.026	-5.472	0.000	-0.195	-0.092
q_1_1_l1_ged_dummy_ns	-0.0578	0.036	-1.596	0.110	-0.129	0.013
q_1_1_l1_ged_dummy_os	-0.0239	0.028	-0.846	0.398	-0.079	0.032
q_1_1_l1_acled_dummy_pr	0.2242	0.010	21.614	0.000	0.204	0.244
ln_dist_diamsec	0.0115	0.011	1.022	0.307	-0.011	0.033
ln_dist_petroleum	0.0235	0.013	1.784	0.075	-0.002	0.049
agri_ih_li	0.0004	0.001	0.731	0.465	-0.001	0.002
barren_ih_li	0.0026	0.001	4.502	0.000	0.001	0.004
forest_ih_li	0.0012	0.001	1.779	0.075	-0.000	0.002
mountains_mean	0.1726	0.027	6.351	0.000	0.119	0.226
savanna_ih_li	0.0020	0.001	3.304	0.001	0.001	0.003
shrub_ih_li	0.0091	0.001	10.650	0.000	0.007	0.011
pasture_ih_li	0.0043	0.001	8.292	0.000	0.003	0.005
urban_ih_li	0.0290	0.005	5.751	0.000	0.019	0.039
ln_bdist3	-0.0704	0.006	-11.277	0.000	-0.083	-0.058
ln_ttime	-0.4276	0.016	-27.284	0.000	-0.458	-0.397
ln_capdist	-0.0139	0.008	-1.765	0.078	-0.029	0.002
ln_pop	0.2454	0.008	30.503	0.000	0.230	0.261
gcp_li_mer	-0.0837	0.007	-11.425	0.000	-0.098	-0.069
imr_mean	-0.0002	2.61e-05	-7.789	0.000	-0.000	-0.000
excluded_dummy_li	-0.0238	0.018	-1.326	0.185	-0.059	0.011

4.4.5 sb_eval

Dep. Variable:	ged_dummy_sb	**No. Observations:**	2434356
Model:	Logit	**Df Residuals:**	2434313
Method:	MLE	**Df Model:**	42
Date:	Sun, 28 Jul 2019	**Pseudo R-squ.:**	0.4198
Time:	03:34:05	**Log-Likelihood:**	-30784.
converged:	True	**LL-Null:**	-53061.

	coef	std err	z	P>|z|	[0.025	0.975]
Intercept	-8.8453	0.288	-30.722	0.000	-9.410	-8.281
l2_ged_dummy_sb	0.0644	0.039	1.660	0.097	-0.012	0.140
l3_ged_dummy_sb	0.1083	0.039	2.755	0.006	0.031	0.185
l4_ged_dummy_sb	0.1461	0.040	3.679	0.000	0.068	0.224
l5_ged_dummy_sb	0.1423	0.041	3.497	0.000	0.063	0.222
l6_ged_dummy_sb	0.0415	0.042	0.980	0.327	-0.041	0.124
l7_ged_dummy_sb	0.1197	0.043	2.800	0.005	0.036	0.203
l8_ged_dummy_sb	0.2500	0.043	5.844	0.000	0.166	0.334
l9_ged_dummy_sb	0.2603	0.043	6.001	0.000	0.175	0.345
l10_ged_dummy_sb	0.1619	0.045	3.636	0.000	0.075	0.249
l11_ged_dummy_sb	0.2343	0.045	5.245	0.000	0.147	0.322
l12_ged_dummy_sb	0.1931	0.045	4.302	0.000	0.105	0.281
q_1_1_l2_ged_dummy_sb	0.1128	0.019	5.798	0.000	0.075	0.151
q_1_1_l3_ged_dummy_sb	0.0846	0.019	4.415	0.000	0.047	0.122
l1_ged_dummy_sb	0.2087	0.039	5.374	0.000	0.133	0.285
l1_ged_dummy_ns	-0.1588	0.163	-0.975	0.330	-0.478	0.161
l1_ged_dummy_os	0.1541	0.058	2.644	0.008	0.040	0.268
l1_acled_dummy_pr	0.0663	0.083	0.795	0.427	-0.097	0.230
decay_12_cw_ged_dummy_sb_0	4.0197	0.052	76.874	0.000	3.917	4.122
decay_12_cw_ged_dummy_ns_0	0.2323	0.086	2.691	0.007	0.063	0.402
decay_12_cw_ged_dummy_os_0	1.1591	0.055	21.215	0.000	1.052	1.266
decay_12_cw_acled_dummy_pr_0	0.3141	0.060	5.274	0.000	0.197	0.431
q_1_1_l1_ged_dummy_sb	0.2605	0.019	13.804	0.000	0.223	0.297
q_1_1_l1_ged_dummy_ns	-0.2488	0.076	-3.265	0.001	-0.398	-0.099
q_1_1_l1_ged_dummy_os	0.0678	0.022	3.018	0.003	0.024	0.112
q_1_1_l1_acled_dummy_pr	-0.0316	0.034	-0.928	0.353	-0.098	0.035
ln_dist_diamsec	0.2628	0.021	12.491	0.000	0.222	0.304
ln_dist_petroleum	-0.1544	0.021	-7.471	0.000	-0.195	-0.114
agri_ih_li	-0.0021	0.001	-1.739	0.082	-0.004	0.000
barren_ih_li	-0.0075	0.001	-6.792	0.000	-0.010	-0.005
forest_ih_li	-0.0027	0.001	-2.550	0.011	-0.005	-0.001
mountains_mean	-0.0346	0.046	-0.754	0.451	-0.125	0.055
savanna_ih_li	-0.0043	0.001	-3.937	0.000	-0.006	-0.002
shrub_ih_li	0.0088	0.001	7.316	0.000	0.006	0.011
pasture_ih_li	0.0030	0.001	3.482	0.000	0.001	0.005
urban_ih_li	0.0095	0.013	0.713	0.476	-0.017	0.036
ln_bdist3	-0.0647	0.011	-5.984	0.000	-0.086	-0.044
ln_ttime	-0.1430	0.028	-5.050	0.000	-0.198	-0.087
ln_capdist	0.1012	0.017	6.032	0.000	0.068	0.134
ln_pop	0.1665	0.015	11.456	0.000	0.138	0.195
gcp_li_mer	0.0357	0.014	2.496	0.013	0.008	0.064
imr_mean	0.0005	4.34e-05	11.363	0.000	0.000	0.001
excluded_dummy_li	0.2528	0.027	9.236	0.000	0.199	0.306

4.4.6 ns_eval

Dep. Variable:	ged_dummy_ns	**No. Observations:**	2434356
Model:	Logit	**Df Residuals:**	2434313
Method:	MLE	**Df Model:**	42
Date:	Sun, 28 Jul 2019	**Pseudo R-squ.:**	0.3146
Time:	03:34:09	**Log-Likelihood:**	-12636.
converged:	True	**LL-Null:**	-18436.

	coef	std err	z	P>|z|	[0.025	0.975]
Intercept	-15.5383	0.540	-28.761	0.000	-16.597	-14.479
l2_ged_dummy_ns	0.1949	0.080	2.424	0.015	0.037	0.352
l3_ged_dummy_ns	0.1522	0.083	1.840	0.066	-0.010	0.314
l4_ged_dummy_ns	0.1201	0.086	1.405	0.160	-0.047	0.288
l5_ged_dummy_ns	0.1879	0.088	2.127	0.033	0.015	0.361
l6_ged_dummy_ns	0.1401	0.093	1.514	0.130	-0.041	0.322
l7_ged_dummy_ns	0.1347	0.096	1.402	0.161	-0.054	0.323
l8_ged_dummy_ns	0.0319	0.101	0.317	0.751	-0.165	0.229
l9_ged_dummy_ns	0.4539	0.095	4.774	0.000	0.268	0.640
l10_ged_dummy_ns	0.4356	0.097	4.478	0.000	0.245	0.626
l11_ged_dummy_ns	0.1013	0.106	0.955	0.339	-0.107	0.309
l12_ged_dummy_ns	0.1779	0.106	1.675	0.094	-0.030	0.386
q_1_1_l2_ged_dummy_ns	0.2298	0.053	4.331	0.000	0.126	0.334
q_1_1_l3_ged_dummy_ns	0.2203	0.054	4.093	0.000	0.115	0.326
l1_ged_dummy_sb	-0.2801	0.146	-1.922	0.055	-0.566	0.005
l1_ged_dummy_ns	0.4132	0.081	5.132	0.000	0.255	0.571
l1_ged_dummy_os	0.1255	0.127	0.988	0.323	-0.123	0.374
l1_acled_dummy_pr	0.2610	0.109	2.390	0.017	0.047	0.475
decay_12_cw_ged_dummy_sb_0	0.7005	0.109	6.425	0.000	0.487	0.914
decay_12_cw_ged_dummy_ns_0	4.0104	0.098	41.063	0.000	3.819	4.202
decay_12_cw_ged_dummy_os_0	0.8241	0.108	7.664	0.000	0.613	1.035
decay_12_cw_acled_dummy_pr_0	0.5627	0.094	5.957	0.000	0.378	0.748
q_1_1_l1_ged_dummy_sb	-0.1832	0.059	-3.121	0.002	-0.298	-0.068
q_1_1_l1_ged_dummy_ns	0.6246	0.049	12.849	0.000	0.529	0.720
q_1_1_l1_ged_dummy_os	0.1752	0.049	3.564	0.000	0.079	0.272
q_1_1_l1_acled_dummy_pr	0.0014	0.040	0.036	0.972	-0.077	0.080
ln_dist_diamsec	0.4403	0.040	11.003	0.000	0.362	0.519
ln_dist_petroleum	0.5776	0.052	11.050	0.000	0.475	0.680
agri_ih_li	0.0113	0.002	5.189	0.000	0.007	0.016
barren_ih_li	-0.0017	0.002	-0.810	0.418	-0.006	0.002
forest_ih_li	0.0030	0.002	1.427	0.153	-0.001	0.007
mountains_mean	-0.4507	0.088	-5.114	0.000	-0.623	-0.278
savanna_ih_li	0.0064	0.002	3.121	0.002	0.002	0.010
shrub_ih_li	0.0196	0.002	8.599	0.000	0.015	0.024
pasture_ih_li	0.0098	0.002	5.519	0.000	0.006	0.013
urban_ih_li	0.0272	0.016	1.676	0.094	-0.005	0.059
ln_bdist3	-0.0595	0.018	-3.259	0.001	-0.095	-0.024
ln_ttime	0.1618	0.048	3.403	0.001	0.069	0.255
ln_capdist	0.1978	0.029	6.755	0.000	0.140	0.255
ln_pop	0.3006	0.025	11.823	0.000	0.251	0.350
gcp_li_mer	0.0402	0.028	1.447	0.148	-0.014	0.095
imr_mean	-0.0002	7.78e-05	-3.190	0.001	-0.000	-9.57e-05
excluded_dummy_li	0.2669	0.047	5.684	0.000	0.175	0.359

4.4.7 os_eval

Dep. Variable:	ged_dummy_os	**No. Observations:**	2434356
Model:	Logit	**Df Residuals:**	2434313
Method:	MLE	**Df Model:**	42
Date:	Sun, 28 Jul 2019	**Pseudo R-squ.:**	0.3970
Time:	03:34:00	**Log-Likelihood:**	-21960.
converged:	True	**LL-Null:**	-36417.

	coef	std err	z	P>|z|	[0.025	0.975]
Intercept	-9.8738	0.370	-26.655	0.000	-10.600	-9.148
l2_ged_dummy_os	0.0421	0.050	0.833	0.405	-0.057	0.141
l3_ged_dummy_os	0.0854	0.051	1.662	0.096	-0.015	0.186
l4_ged_dummy_os	0.0933	0.052	1.793	0.073	-0.009	0.195
l5_ged_dummy_os	0.0139	0.054	0.258	0.796	-0.092	0.119
l6_ged_dummy_os	0.1470	0.054	2.709	0.007	0.041	0.253
l7_ged_dummy_os	0.1488	0.055	2.691	0.007	0.040	0.257
l8_ged_dummy_os	0.0641	0.057	1.122	0.262	-0.048	0.176
l9_ged_dummy_os	0.0762	0.058	1.305	0.192	-0.038	0.190
l10_ged_dummy_os	0.0200	0.060	0.334	0.738	-0.097	0.137
l11_ged_dummy_os	0.1017	0.060	1.692	0.091	-0.016	0.219
l12_ged_dummy_os	0.2648	0.059	4.504	0.000	0.150	0.380
q_1_1_l2_ged_dummy_os	0.0972	0.024	3.981	0.000	0.049	0.145
q_1_1_l3_ged_dummy_os	0.0511	0.024	2.149	0.032	0.004	0.098
l1_ged_dummy_sb	0.0523	0.059	0.885	0.376	-0.063	0.168
l1_ged_dummy_ns	0.3661	0.130	2.812	0.005	0.111	0.621
l1_ged_dummy_os	0.3846	0.051	7.593	0.000	0.285	0.484
l1_acled_dummy_pr	0.1718	0.086	2.006	0.045	0.004	0.340
decay_12_cw_ged_dummy_sb_0	1.6647	0.064	26.003	0.000	1.539	1.790
decay_12_cw_ged_dummy_ns_0	0.6097	0.083	7.322	0.000	0.447	0.773
decay_12_cw_ged_dummy_os_0	3.4544	0.070	49.306	0.000	3.317	3.592
decay_12_cw_acled_dummy_pr_0	0.5995	0.069	8.743	0.000	0.465	0.734
q_1_1_l1_ged_dummy_sb	0.0330	0.022	1.474	0.140	-0.011	0.077
q_1_1_l1_ged_dummy_ns	0.1184	0.059	1.997	0.046	0.002	0.235
q_1_1_l1_ged_dummy_os	0.3696	0.023	15.758	0.000	0.324	0.416
q_1_1_l1_acled_dummy_pr	-0.0188	0.037	-0.504	0.614	-0.092	0.054
ln_dist_diamsec	-0.0833	0.024	-3.401	0.001	-0.131	-0.035
ln_dist_petroleum	0.1603	0.029	5.513	0.000	0.103	0.217
agri_ih_li	0.0024	0.001	1.657	0.097	-0.000	0.005
barren_ih_li	-0.0106	0.002	-6.613	0.000	-0.014	-0.007
forest_ih_li	0.0019	0.001	1.561	0.119	-0.000	0.004
mountains_mean	-0.1865	0.058	-3.205	0.001	-0.301	-0.072
savanna_ih_li	0.0068	0.001	6.047	0.000	0.005	0.009
shrub_ih_li	-0.0012	0.002	-0.591	0.554	-0.005	0.003
pasture_ih_li	-0.0003	0.001	-0.304	0.761	-0.003	0.002
urban_ih_li	0.0283	0.014	2.075	0.038	0.002	0.055
ln_bdist3	-0.0478	0.013	-3.654	0.000	-0.073	-0.022
ln_ttime	-0.1635	0.036	-4.514	0.000	-0.235	-0.093
ln_capdist	0.1687	0.017	9.695	0.000	0.135	0.203
ln_pop	0.1978	0.019	10.619	0.000	0.161	0.234
gcp_li_mer	0.0712	0.018	4.025	0.000	0.037	0.106
imr_mean	0.0003	5.7e-05	5.262	0.000	0.000	0.000
excluded_dummy_li	0.3142	0.033	9.451	0.000	0.249	0.379

4.4.8 pr_eval

Dep. Variable:	acled_dummy_pr	**No. Observations:**	2434356
Model:	Logit	**Df Residuals:**	2434313
Method:	MLE	**Df Model:**	42
Date:	Sun, 28 Jul 2019	**Pseudo R-squ.:**	0.4475
Time:	03:34:02	**Log-Likelihood:**	-49551.
converged:	True	**LL-Null:**	-89680.

	coef	std err	z	P>|z|	[0.025	0.975]
Intercept	-6.5392	0.202	-32.405	0.000	-6.935	-6.144
l2_acled_dummy_pr	0.1691	0.029	5.853	0.000	0.112	0.226
l3_acled_dummy_pr	0.2080	0.029	7.115	0.000	0.151	0.265
l4_acled_dummy_pr	0.2460	0.029	8.364	0.000	0.188	0.304
l5_acled_dummy_pr	0.2489	0.030	8.307	0.000	0.190	0.308
l6_acled_dummy_pr	0.2116	0.031	6.883	0.000	0.151	0.272
l7_acled_dummy_pr	0.2691	0.031	8.662	0.000	0.208	0.330
l8_acled_dummy_pr	0.3276	0.031	10.461	0.000	0.266	0.389
l9_acled_dummy_pr	0.2795	0.032	8.737	0.000	0.217	0.342
l10_acled_dummy_pr	0.2666	0.032	8.208	0.000	0.203	0.330
l11_acled_dummy_pr	0.3451	0.032	10.627	0.000	0.281	0.409
l12_acled_dummy_pr	0.3965	0.032	12.239	0.000	0.333	0.460
q_1_1_l2_acled_dummy_pr	0.0199	0.017	1.191	0.233	-0.013	0.053
q_1_1_l3_acled_dummy_pr	0.0471	0.016	2.900	0.004	0.015	0.079
l1_ged_dummy_sb	-0.3208	0.085	-3.790	0.000	-0.487	-0.155
l1_ged_dummy_ns	0.1141	0.119	0.958	0.338	-0.119	0.348
l1_ged_dummy_os	0.0037	0.090	0.041	0.967	-0.173	0.180
l1_acled_dummy_pr	0.2943	0.029	10.230	0.000	0.238	0.351
decay_12_cw_ged_dummy_sb_0	0.5892	0.061	9.732	0.000	0.471	0.708
decay_12_cw_ged_dummy_ns_0	0.3950	0.068	5.772	0.000	0.261	0.529
decay_12_cw_ged_dummy_os_0	0.2464	0.062	3.974	0.000	0.125	0.368
decay_12_cw_acled_dummy_pr_0	3.3144	0.039	84.598	0.000	3.238	3.391
q_1_1_l1_ged_dummy_sb	-0.1444	0.035	-4.073	0.000	-0.214	-0.075
q_1_1_l1_ged_dummy_ns	-0.0966	0.055	-1.744	0.081	-0.205	0.012
q_1_1_l1_ged_dummy_os	-0.0245	0.040	-0.620	0.535	-0.102	0.053
q_1_1_l1_acled_dummy_pr	0.2653	0.015	17.247	0.000	0.235	0.295
ln_dist_diamsec	-0.0252	0.014	-1.787	0.074	-0.053	0.002
ln_dist_petroleum	0.0448	0.017	2.679	0.007	0.012	0.077
agri_ih_li	0.0011	0.001	1.402	0.161	-0.000	0.003
barren_ih_li	0.0036	0.001	4.963	0.000	0.002	0.005
forest_ih_li	0.0012	0.001	1.459	0.145	-0.000	0.003
mountains_mean	0.1838	0.035	5.204	0.000	0.115	0.253
savanna_ih_li	0.0020	0.001	2.642	0.008	0.001	0.004
shrub_ih_li	0.0107	0.001	9.798	0.000	0.009	0.013
pasture_ih_li	0.0054	0.001	8.058	0.000	0.004	0.007
urban_ih_li	0.0248	0.006	4.167	0.000	0.013	0.036
ln_bdist3	-0.0924	0.008	-11.548	0.000	-0.108	-0.077
ln_ttime	-0.4449	0.020	-22.088	0.000	-0.484	-0.405
ln_capdist	-0.0191	0.009	-2.012	0.044	-0.038	-0.000
ln_pop	0.2847	0.010	27.375	0.000	0.264	0.305
gcp_li_mer	-0.0971	0.010	-10.150	0.000	-0.116	-0.078
imr_mean	-0.0002	3.3e-05	-5.762	0.000	-0.000	-0.000
excluded_dummy_li	-0.0651	0.023	-2.795	0.005	-0.111	-0.019

4.5 ds_pgm_acled_soc

4.5.1 sb_fcast

Dep. Variable:	ged_dummy_sb	**No. Observations:**	2882790
Model:	Logit	**Df Residuals:**	2882782
Method:	MLE	**Df Model:**	7
Date:	Sun, 28 Jul 2019	**Pseudo R-squ.:**	0.1057
Time:	03:17:53	**Log-Likelihood:**	-61855.
converged:	True	**LL-Null:**	-69165.

	coef	**std err**	**z**	**P>|z|**	**[0.025**	**0.975]**
Intercept	-9.2624	0.199	-46.598	0.000	-9.652	-8.873
ln_bdist3	-0.2635	0.007	-36.978	0.000	-0.277	-0.250
ln_ttime	-0.2147	0.020	-10.920	0.000	-0.253	-0.176
ln_capdist	0.0053	0.012	0.454	0.650	-0.018	0.028
ln_pop	0.4715	0.009	54.629	0.000	0.455	0.488
gcp_li_mer	0.1709	0.008	22.401	0.000	0.156	0.186
imr_mean	0.0006	2.92e-05	19.183	0.000	0.001	0.001
excluded_dummy_li	0.7322	0.020	36.114	0.000	0.692	0.772

4.5.2 ns_fcast

Dep. Variable:	ged_dummy_ns	**No. Observations:**	2882790
Model:	Logit	**Df Residuals:**	2882782
Method:	MLE	**Df Model:**	7
Date:	Sun, 28 Jul 2019	**Pseudo R-squ.:**	0.08085
Time:	03:17:54	**Log-Likelihood:**	-24505.
converged:	True	**LL-Null:**	-26660.

	coef	**std err**	**z**	**P>|z|**	**[0.025**	**0.975]**
Intercept	-16.1830	0.366	-44.266	0.000	-16.900	-15.466
ln_bdist3	-0.0994	0.013	-7.469	0.000	-0.126	-0.073
ln_ttime	0.0499	0.034	1.465	0.143	-0.017	0.117
ln_capdist	0.3965	0.023	17.090	0.000	0.351	0.442
ln_pop	0.6679	0.015	43.585	0.000	0.638	0.698
gcp_li_mer	0.0597	0.017	3.451	0.001	0.026	0.094
imr_mean	-0.0002	5.14e-05	-4.658	0.000	-0.000	-0.000
excluded_dummy_li	0.5019	0.035	14.238	0.000	0.433	0.571

4.5.3 os_fcast

Dep. Variable:	ged_dummy_os	**No. Observations:**	2882790
Model:	Logit	**Df Residuals:**	2882782
Method:	MLE	**Df Model:**	7
Date:	Sun, 28 Jul 2019	**Pseudo R-squ.:**	0.1258
Time:	03:17:53	**Log-Likelihood:**	-41907.
converged:	True	**LL-Null:**	-47935.

	coef	**std err**	**z**	**P>|z|**	**[0.025**	**0.975]**
Intercept	-13.1557	0.260	-50.649	0.000	-13.665	-12.647
ln_bdist3	-0.2403	0.009	-26.872	0.000	-0.258	-0.223
ln_ttime	-0.2877	0.025	-11.471	0.000	-0.337	-0.239
ln_capdist	0.2115	0.015	14.365	0.000	0.183	0.240
ln_pop	0.6459	0.011	56.887	0.000	0.624	0.668
gcp_li_mer	0.0281	0.015	1.879	0.060	-0.001	0.057
imr_mean	0.0011	3.82e-05	29.408	0.000	0.001	0.001
excluded_dummy_li	0.6779	0.025	27.087	0.000	0.629	0.727

4.5.4 pr_fcast

Dep. Variable:	acled_dummy_pr	**No. Observations:**	2882790
Model:	Logit	**Df Residuals:**	2882782
Method:	MLE	**Df Model:**	7
Date:	Sun, 28 Jul 2019	**Pseudo R-squ.:**	0.2637
Time:	03:17:53	**Log-Likelihood:**	-1.0577e+05
converged:	True	**LL-Null:**	-1.4364e+05

	coef	**std err**	**z**	**P>|z|**	**[0.025**	**0.975]**
Intercept	-6.7330	0.131	-51.207	0.000	-6.991	-6.475
ln_bdist3	-0.1398	0.005	-28.011	0.000	-0.150	-0.130
ln_ttime	-0.7798	0.014	-56.496	0.000	-0.807	-0.753
ln_capdist	-0.0619	0.007	-8.575	0.000	-0.076	-0.048
ln_pop	0.6900	0.006	113.248	0.000	0.678	0.702
gcp_li_mer	0.0641	0.005	12.394	0.000	0.054	0.074
imr_mean	-0.0006	2.04e-05	-28.438	0.000	-0.001	-0.001
excluded_dummy_li	-0.0220	0.015	-1.425	0.154	-0.052	0.008

4.5.5 sb_eval

Dep. Variable:	ged_dummy_sb	**No. Observations:**	2434356
Model:	Logit	**Df Residuals:**	2434348
Method:	MLE	**Df Model:**	7
Date:	Sun, 28 Jul 2019	**Pseudo R-squ.:**	0.1104
Time:	03:17:46	**Log-Likelihood:**	-47201.
converged:	True	**LL-Null:**	-53061.

	coef	**std err**	**z**	**P>|z|**	**[0.025**	**0.975]**
Intercept	-8.9762	0.228	-39.366	0.000	-9.423	-8.529
ln_bdist3	-0.2554	0.008	-31.187	0.000	-0.271	-0.239
ln_ttime	-0.1851	0.023	-8.163	0.000	-0.230	-0.141
ln_capdist	-0.0811	0.013	-6.099	0.000	-0.107	-0.055
ln_pop	0.4755	0.010	47.755	0.000	0.456	0.495
gcp_li_mer	0.1663	0.009	18.862	0.000	0.149	0.184
imr_mean	0.0003	3.33e-05	10.228	0.000	0.000	0.000
excluded_dummy_li	0.8981	0.023	38.307	0.000	0.852	0.944

4.5.6 ns_eval

Dep. Variable:	ged_dummy_ns	**No. Observations:**	2434356
Model:	Logit	**Df Residuals:**	2434348
Method:	MLE	**Df Model:**	7
Date:	Sun, 28 Jul 2019	**Pseudo R-squ.:**	0.08628
Time:	03:17:46	**Log-Likelihood:**	-16845.
converged:	True	**LL-Null:**	-18436.

	coef	**std err**	**z**	**P>|z|**	**[0.025**	**0.975]**
Intercept	-16.9305	0.445	-38.008	0.000	-17.804	-16.057
ln_bdist3	-0.1334	0.016	-8.413	0.000	-0.164	-0.102
ln_ttime	0.1740	0.041	4.199	0.000	0.093	0.255
ln_capdist	0.2941	0.028	10.690	0.000	0.240	0.348
ln_pop	0.6987	0.019	37.121	0.000	0.662	0.736
gcp_li_mer	0.1201	0.018	6.672	0.000	0.085	0.155
imr_mean	-0.0001	6.3e-05	-1.856	0.064	-0.000	6.57e-06
excluded_dummy_li	0.6841	0.043	15.957	0.000	0.600	0.768

4.5.7 os_eval

Dep. Variable:	ged_dummy_os	**No. Observations:**	2434356
Model:	Logit	**Df Residuals:**	2434348
Method:	MLE	**Df Model:**	7
Date:	Sun, 28 Jul 2019	**Pseudo R-squ.:**	0.1239
Time:	03:17:46	**Log-Likelihood:**	-31903.
converged:	True	**LL-Null:**	-36417.

	coef	**std err**	**z**	**P>|z|**	**[0.025**	**0.975]**
Intercept	-12.5693	0.299	-42.091	0.000	-13.155	-11.984
ln_bdist3	-0.2427	0.010	-23.573	0.000	-0.263	-0.222
ln_ttime	-0.3168	0.029	-10.945	0.000	-0.374	-0.260
ln_capdist	0.1668	0.017	9.914	0.000	0.134	0.200
ln_pop	0.6194	0.013	47.385	0.000	0.594	0.645
gcp_li_mer	0.0670	0.016	4.275	0.000	0.036	0.098
imr_mean	0.0011	4.36e-05	25.690	0.000	0.001	0.001
excluded_dummy_li	0.7770	0.029	26.780	0.000	0.720	0.834

4.5.8 pr_eval

Dep. Variable:	acled_dummy_pr	**No. Observations:**	2434356
Model:	Logit	**Df Residuals:**	2434348
Method:	MLE	**Df Model:**	7
Date:	Sun, 28 Jul 2019	**Pseudo R-squ.:**	0.2634
Time:	03:17:45	**Log-Likelihood:**	-66056.
converged:	True	**LL-Null:**	-89680.

	coef	**std err**	**z**	**P>|z|**	**[0.025**	**0.975]**
Intercept	-6.6666	0.169	-39.426	0.000	-6.998	-6.335
ln_bdist3	-0.1465	0.006	-23.004	0.000	-0.159	-0.134
ln_ttime	-0.8261	0.018	-46.377	0.000	-0.861	-0.791
ln_capdist	-0.0985	0.009	-10.859	0.000	-0.116	-0.081
ln_pop	0.6821	0.008	86.304	0.000	0.667	0.698
gcp_li_mer	0.0661	0.006	10.378	0.000	0.054	0.079
imr_mean	-0.0004	2.64e-05	-15.369	0.000	-0.000	-0.000
excluded_dummy_li	-0.1210	0.020	-5.912	0.000	-0.161	-0.081

4.6 ds_pgm_acled_nat

4.6.1 sb_fcast

Dep. Variable:	ged_dummy_sb	**No. Observations:**	2882790
Model:	Logit	**Df Residuals:**	2882779
Method:	MLE	**Df Model:**	10
Date:	Sun, 28 Jul 2019	**Pseudo R-squ.:**	0.08464
Time:	01:07:31	**Log-Likelihood:**	-63310.
converged:	True	**LL-Null:**	-69165.

	coef	**std err**	**z**	**P>|z|**	**[0.025**	**0.975]**
Intercept	-6.3543	0.073	-87.544	0.000	-6.497	-6.212
ln_dist_diamsec	0.5656	0.015	38.757	0.000	0.537	0.594
ln_dist_petroleum	0.0390	0.017	2.319	0.020	0.006	0.072
agri_ih_li	0.0120	0.001	17.773	0.000	0.011	0.013
barren_ih_li	-0.0296	0.001	-40.117	0.000	-0.031	-0.028
forest_ih_li	-0.0032	0.001	-4.322	0.000	-0.005	-0.002
mountains_mean	0.4557	0.032	14.319	0.000	0.393	0.518
savanna_ih_li	-0.0129	0.001	-16.764	0.000	-0.014	-0.011
shrub_ih_li	0.0051	0.001	6.663	0.000	0.004	0.007
pasture_ih_li	-0.0046	0.001	-7.746	0.000	-0.006	-0.003
urban_ih_li	0.1597	0.004	36.701	0.000	0.151	0.168

4.6.2 ns_fcast

Dep. Variable:	ged_dummy_ns	**No. Observations:**	2882790
Model:	Logit	**Df Residuals:**	2882779
Method:	MLE	**Df Model:**	10
Date:	Sun, 28 Jul 2019	**Pseudo R-squ.:**	0.07501
Time:	01:07:32	**Log-Likelihood:**	-24660.
converged:	True	**LL-Null:**	-26660.

	coef	**std err**	**z**	**P>|z|**	**[0.025**	**0.975]**
Intercept	-9.2712	0.151	-61.297	0.000	-9.568	-8.975
ln_dist_diamsec	0.3756	0.025	14.944	0.000	0.326	0.425
ln_dist_petroleum	0.5001	0.035	14.485	0.000	0.432	0.568
agri_ih_li	0.0316	0.001	23.542	0.000	0.029	0.034
barren_ih_li	-0.0139	0.001	-9.535	0.000	-0.017	-0.011
forest_ih_li	0.0060	0.001	4.044	0.000	0.003	0.009
mountains_mean	0.0496	0.061	0.817	0.414	-0.069	0.169
savanna_ih_li	0.0009	0.001	0.583	0.560	-0.002	0.004
shrub_ih_li	0.0164	0.002	10.265	0.000	0.013	0.019
pasture_ih_li	0.0062	0.001	4.928	0.000	0.004	0.009
urban_ih_li	0.1809	0.007	26.261	0.000	0.167	0.194

4.6.3 os_fcast

Dep. Variable:	ged_dummy_os	**No. Observations:**	2882790
Model:	Logit	**Df Residuals:**	2882779
Method:	MLE	**Df Model:**	10
Date:	Sun, 28 Jul 2019	**Pseudo R-squ.:**	0.08822
Time:	01:07:32	**Log-Likelihood:**	-43707.
converged:	True	**LL-Null:**	-47935.

	coef	**std err**	**z**	**P>|z|**	**[0.025**	**0.975]**
Intercept	-8.3120	0.100	-82.819	0.000	-8.509	-8.115
ln_dist_diamsec	-0.0145	0.017	-0.876	0.381	-0.047	0.018
ln_dist_petroleum	0.8863	0.028	31.978	0.000	0.832	0.941
agri_ih_li	0.0231	0.001	26.041	0.000	0.021	0.025
barren_ih_li	-0.0236	0.001	-19.905	0.000	-0.026	-0.021
forest_ih_li	0.0065	0.001	7.739	0.000	0.005	0.008
mountains_mean	0.9789	0.039	25.352	0.000	0.903	1.055
savanna_ih_li	0.0026	0.001	3.093	0.002	0.001	0.004
shrub_ih_li	-0.0147	0.002	-9.222	0.000	-0.018	-0.012
pasture_ih_li	-0.0049	0.001	-5.902	0.000	-0.006	-0.003
urban_ih_li	0.1961	0.005	36.168	0.000	0.185	0.207

4.6.4 pr_fcast

Dep. Variable:	acled_dummy_pr	**No. Observations:**	2882790
Model:	Logit	**Df Residuals:**	2882779
Method:	MLE	**Df Model:**	10
Date:	Sun, 28 Jul 2019	**Pseudo R-squ.:**	0.1750
Time:	01:07:29	**Log-Likelihood:**	-1.1850e+05
converged:	True	**LL-Null:**	-1.4364e+05

	coef	**std err**	**z**	**P>|z|**	**[0.025**	**0.975]**
Intercept	-4.9177	0.048	-101.687	0.000	-5.013	-4.823
ln_dist_diamsec	0.0897	0.009	9.842	0.000	0.072	0.108
ln_dist_petroleum	-0.0142	0.011	-1.257	0.209	-0.036	0.008
agri_ih_li	0.0296	0.000	67.833	0.000	0.029	0.030
barren_ih_li	-0.0186	0.000	-39.162	0.000	-0.020	-0.018
forest_ih_li	-0.0080	0.001	-14.754	0.000	-0.009	-0.007
mountains_mean	0.7859	0.022	36.101	0.000	0.743	0.829
savanna_ih_li	-0.0128	0.001	-24.691	0.000	-0.014	-0.012
shrub_ih_li	-0.0040	0.001	-5.887	0.000	-0.005	-0.003
pasture_ih_li	-0.0062	0.000	-14.366	0.000	-0.007	-0.005
urban_ih_li	0.3476	0.003	127.030	0.000	0.342	0.353

4.6.5 sb_eval

Dep. Variable:	ged_dummy_sb	**No. Observations:**	2434356
Model:	Logit	**Df Residuals:**	2434345
Method:	MLE	**Df Model:**	10
Date:	Sun, 28 Jul 2019	**Pseudo R-squ.:**	0.09570
Time:	01:06:40	**Log-Likelihood:**	-47983.
converged:	True	**LL-Null:**	-53061.

	coef	**std err**	**z**	**P>|z|**	**[0.025**	**0.975]**
Intercept	-6.2063	0.082	-76.041	0.000	-6.366	-6.046
ln_dist_diamsec	0.5774	0.017	34.375	0.000	0.545	0.610
ln_dist_petroleum	-0.0313	0.019	-1.631	0.103	-0.069	0.006
agri_ih_li	0.0103	0.001	13.603	0.000	0.009	0.012
barren_ih_li	-0.0343	0.001	-38.929	0.000	-0.036	-0.033
forest_ih_li	-0.0047	0.001	-5.661	0.000	-0.006	-0.003
mountains_mean	0.6758	0.035	19.048	0.000	0.606	0.745
savanna_ih_li	-0.0144	0.001	-16.580	0.000	-0.016	-0.013
shrub_ih_li	0.0054	0.001	6.291	0.000	0.004	0.007
pasture_ih_li	-0.0076	0.001	-11.405	0.000	-0.009	-0.006
urban_ih_li	0.1705	0.005	32.528	0.000	0.160	0.181

4.6.6 ns_eval

Dep. Variable:	ged_dummy_ns	**No. Observations:**	2434356
Model:	Logit	**Df Residuals:**	2434345
Method:	MLE	**Df Model:**	10
Date:	Sun, 28 Jul 2019	**Pseudo R-squ.:**	0.08814
Time:	01:06:41	**Log-Likelihood:**	-16811.
converged:	True	**LL-Null:**	-18436.

	coef	**std err**	**z**	**P>|z|**	**[0.025**	**0.975]**
Intercept	-11.0062	0.196	-56.287	0.000	-11.389	-10.623
ln_dist_diamsec	0.5512	0.032	17.290	0.000	0.489	0.614
ln_dist_petroleum	0.8310	0.046	17.939	0.000	0.740	0.922
agri_ih_li	0.0343	0.002	20.304	0.000	0.031	0.038
barren_ih_li	-0.0123	0.002	-6.686	0.000	-0.016	-0.009
forest_ih_li	0.0112	0.002	6.136	0.000	0.008	0.015
mountains_mean	0.0680	0.074	0.924	0.355	-0.076	0.212
savanna_ih_li	0.0021	0.002	1.119	0.263	-0.002	0.006
shrub_ih_li	0.0229	0.002	12.016	0.000	0.019	0.027
pasture_ih_li	0.0104	0.002	6.781	0.000	0.007	0.013
urban_ih_li	0.2114	0.008	26.126	0.000	0.196	0.227

4.6.7 os_eval

Dep. Variable:	ged_dummy_os	**No. Observations:**	2434356
Model:	Logit	**Df Residuals:**	2434345
Method:	MLE	**Df Model:**	10
Date:	Sun, 28 Jul 2019	**Pseudo R-squ.:**	0.08844
Time:	01:06:41	**Log-Likelihood:**	-33196.
converged:	True	**LL-Null:**	-36417.

	coef	**std err**	**z**	**P>|z|**	**[0.025**	**0.975]**
Intercept	-8.3903	0.115	-72.685	0.000	-8.617	-8.164
ln_dist_diamsec	-0.0431	0.019	-2.256	0.024	-0.081	-0.006
ln_dist_petroleum	0.8710	0.032	27.352	0.000	0.809	0.933
agri_ih_li	0.0233	0.001	22.502	0.000	0.021	0.025
barren_ih_li	-0.0241	0.001	-17.047	0.000	-0.027	-0.021
forest_ih_li	0.0079	0.001	8.225	0.000	0.006	0.010
mountains_mean	1.0361	0.044	23.326	0.000	0.949	1.123
savanna_ih_li	0.0026	0.001	2.668	0.008	0.001	0.004
shrub_ih_li	-0.0148	0.002	-7.932	0.000	-0.019	-0.011
pasture_ih_li	-0.0048	0.001	-4.970	0.000	-0.007	-0.003
urban_ih_li	0.2084	0.007	31.751	0.000	0.196	0.221

4.6.8 pr_eval

Dep. Variable:	acled_dummy_pr	**No. Observations:**	2434356
Model:	Logit	**Df Residuals:**	2434345
Method:	MLE	**Df Model:**	10
Date:	Sun, 28 Jul 2019	**Pseudo R-squ.:**	0.1679
Time:	01:06:38	**Log-Likelihood:**	-74621.
converged:	True	**LL-Null:**	-89680.

	coef	**std err**	**z**	**P>|z|**	**[0.025**	**0.975]**
Intercept	-5.1900	0.062	-84.027	0.000	-5.311	-5.069
ln_dist_diamsec	-0.0120	0.012	-1.034	0.301	-0.035	0.011
ln_dist_petroleum	0.0813	0.015	5.385	0.000	0.052	0.111
agri_ih_li	0.0288	0.001	52.236	0.000	0.028	0.030
barren_ih_li	-0.0183	0.001	-30.174	0.000	-0.019	-0.017
forest_ih_li	-0.0099	0.001	-14.196	0.000	-0.011	-0.009
mountains_mean	0.6659	0.029	22.998	0.000	0.609	0.723
savanna_ih_li	-0.0134	0.001	-20.566	0.000	-0.015	-0.012
shrub_ih_li	-0.0028	0.001	-3.173	0.002	-0.004	-0.001
pasture_ih_li	-0.0081	0.001	-14.645	0.000	-0.009	-0.007
urban_ih_li	0.3508	0.003	112.154	0.000	0.345	0.357

4.7 ds_pgm_acled_mean

4.7.1 sb_fcast

Dep. Variable:	ged_dummy_sb	**No. Observations:**	2882790
Model:	Logit	**Df Residuals:**	2882788
Method:	MLE	**Df Model:**	1
Date:	Sat, 27 Jul 2019	**Pseudo R-squ.:**	0.1897
Time:	22:03:28	**Log-Likelihood:**	-56043.
converged:	True	**LL-Null:**	-69165.

	coef	**std err**	**z**	**P>|z|**	**[0.025**	**0.975]**
Intercept	-6.0197	0.012	-512.050	0.000	-6.043	-5.997
mean_ged_dummy_sb	25.2961	0.188	134.279	0.000	24.927	25.665

4.7.2 ns_fcast

Dep. Variable:	ged_dummy_ns	**No. Observations:**	2882790
Model:	Logit	**Df Residuals:**	2882788
Method:	MLE	**Df Model:**	1
Date:	Sat, 27 Jul 2019	**Pseudo R-squ.:**	0.1152
Time:	22:03:30	**Log-Likelihood:**	-23589.
converged:	True	**LL-Null:**	-26660.

	coef	**std err**	**z**	**P>|z|**	**[0.025**	**0.975]**
Intercept	-6.9913	0.019	-365.704	0.000	-7.029	-6.954
mean_ged_dummy_ns	40.2319	0.357	112.589	0.000	39.532	40.932

4.7.3 os_fcast

Dep. Variable:	ged_dummy_os	**No. Observations:**	2882790
Model:	Logit	**Df Residuals:**	2882788
Method:	MLE	**Df Model:**	1
Date:	Sat, 27 Jul 2019	**Pseudo R-squ.:**	0.1646
Time:	22:03:29	**Log-Likelihood:**	-40044.
converged:	True	**LL-Null:**	-47935.

	coef	**std err**	**z**	**P>|z|**	**[0.025**	**0.975]**
Intercept	-6.4019	0.014	-451.885	0.000	-6.430	-6.374
mean_ged_dummy_os	32.4280	0.247	131.298	0.000	31.944	32.912

4.7.4 pr_fcast

Dep. Variable:	acled_dummy_pr	**No. Observations:**	2882790
Model:	Logit	**Df Residuals:**	2882788
Method:	MLE	**Df Model:**	1
Date:	Sat, 27 Jul 2019	**Pseudo R-squ.:**	0.2698
Time:	22:03:28	**Log-Likelihood:**	-1.0489e+05
converged:	True	**LL-Null:**	-1.4364e+05

	coef	**std err**	**z**	**P>|z|**	**[0.025**	**0.975]**
Intercept	-5.3706	0.008	-638.293	0.000	-5.387	-5.354
mean_acled_dummy_pr	21.4629	0.081	263.706	0.000	21.303	21.622

4.7.5 sb_eval

Dep. Variable:	ged_dummy_sb	**No. Observations:**	2434356
Model:	Logit	**Df Residuals:**	2434354
Method:	MLE	**Df Model:**	1
Date:	Sat, 27 Jul 2019	**Pseudo R-squ.:**	0.1930
Time:	21:43:01	**Log-Likelihood:**	-42819.
converged:	True	**LL-Null:**	-53061.

	coef	**std err**	**z**	**P>|z|**	**[0.025**	**0.975]**
Intercept	-6.1098	0.013	-456.368	0.000	-6.136	-6.084
mean_ged_dummy_sb	26.8348	0.247	108.554	0.000	26.350	27.319

4.7.6 ns_eval

Dep. Variable:	ged_dummy_ns	**No. Observations:**	2434356
Model:	Logit	**Df Residuals:**	2434354
Method:	MLE	**Df Model:**	1
Date:	Sat, 27 Jul 2019	**Pseudo R-squ.:**	0.09479
Time:	21:43:02	**Log-Likelihood:**	-16688.
converged:	True	**LL-Null:**	-18436.

	coef	**std err**	**z**	**P>|z|**	**[0.025**	**0.975]**
Intercept	-7.1665	0.023	-314.302	0.000	-7.211	-7.122
mean_ged_dummy_ns	39.4908	0.448	88.144	0.000	38.613	40.369

4.7.7 os_eval

Dep. Variable:	ged_dummy_os	**No. Observations:**	2434356
Model:	Logit	**Df Residuals:**	2434354
Method:	MLE	**Df Model:**	1
Date:	Sat, 27 Jul 2019	**Pseudo R-squ.:**	0.1682
Time:	21:43:01	**Log-Likelihood:**	-30293.
converged:	True	**LL-Null:**	-36417.

	coef	**std err**	**z**	**P>|z|**	**[0.025**	**0.975]**
Intercept	-6.5415	0.017	-395.852	0.000	-6.574	-6.509
mean_ged_dummy_os	39.7609	0.319	124.838	0.000	39.137	40.385

4.7.8 pr_eval

Dep. Variable:	acled_dummy_pr	**No. Observations:**	2434356
Model:	Logit	**Df Residuals:**	2434354
Method:	MLE	**Df Model:**	1
Date:	Sat, 27 Jul 2019	**Pseudo R-squ.:**	0.2642
Time:	21:43:00	**Log-Likelihood:**	-65985.
converged:	True	**LL-Null:**	-89680.

	coef	**std err**	**z**	**P>|z|**	**[0.025**	**0.975]**
Intercept	-5.6813	0.011	-529.418	0.000	-5.702	-5.660
mean_acled_dummy_pr	27.3791	0.128	213.878	0.000	27.128	27.630

4.8 ds_pgm_acled_histonly

4.8.1 sb_fcast

Dep. Variable:	ged_dummy_sb	**No. Observations:**	2882790
Model:	Logit	**Df Residuals:**	2882764
Method:	MLE	**Df Model:**	25
Date:	Sat, 27 Jul 2019	**Pseudo R-squ.:**	0.4157
Time:	21:47:59	**Log-Likelihood:**	-40410.
converged:	True	**LL-Null:**	-69165.

	coef	std err	z	P>|z|	[0.025	0.975]
Intercept	-6.9846	0.019	-368.637	0.000	-7.022	-6.947
l2_ged_dummy_sb	0.0808	0.033	2.457	0.014	0.016	0.145
l3_ged_dummy_sb	0.0841	0.034	2.509	0.012	0.018	0.150
l4_ged_dummy_sb	0.1594	0.034	4.702	0.000	0.093	0.226
l5_ged_dummy_sb	0.1939	0.035	5.589	0.000	0.126	0.262
l6_ged_dummy_sb	0.0745	0.036	2.057	0.040	0.004	0.146
l7_ged_dummy_sb	0.2018	0.036	5.534	0.000	0.130	0.273
l8_ged_dummy_sb	0.2612	0.037	7.089	0.000	0.189	0.333
l9_ged_dummy_sb	0.2773	0.037	7.417	0.000	0.204	0.351
l10_ged_dummy_sb	0.2202	0.038	5.772	0.000	0.145	0.295
l11_ged_dummy_sb	0.2588	0.038	6.756	0.000	0.184	0.334
l12_ged_dummy_sb	0.3057	0.038	8.006	0.000	0.231	0.381
q_1_1_l2_ged_dummy_sb	0.1346	0.017	8.122	0.000	0.102	0.167
q_1_1_l3_ged_dummy_sb	0.0715	0.016	4.352	0.000	0.039	0.104
l1_ged_dummy_sb	0.0783	0.033	2.359	0.018	0.013	0.143
l1_ged_dummy_ns	-0.1926	0.130	-1.479	0.139	-0.448	0.063
l1_ged_dummy_os	0.1317	0.050	2.633	0.008	0.034	0.230
l1_acled_dummy_pr	0.0060	0.064	0.094	0.925	-0.119	0.131
decay_12_cw_ged_dummy_sb_0	4.6591	0.043	107.565	0.000	4.574	4.744
decay_12_cw_ged_dummy_ns_0	0.2617	0.072	3.652	0.000	0.121	0.402
decay_12_cw_ged_dummy_os_0	0.9107	0.045	20.140	0.000	0.822	0.999
decay_12_cw_acled_dummy_pr_0	0.6752	0.047	14.432	0.000	0.584	0.767
q_1_1_l1_ged_dummy_sb	0.2930	0.016	18.090	0.000	0.261	0.325
q_1_1_l1_ged_dummy_ns	-0.1730	0.054	-3.187	0.001	-0.279	-0.067
q_1_1_l1_ged_dummy_os	-0.0039	0.019	-0.206	0.837	-0.041	0.033
q_1_1_l1_acled_dummy_pr	0.0365	0.023	1.602	0.109	-0.008	0.081

4.8.2 ns_fcast

Dep. Variable:	ged_dummy_ns	**No. Observations:**	2882790
Model:	Logit	**Df Residuals:**	2882764
Method:	MLE	**Df Model:**	25
Date:	Sat, 27 Jul 2019	**Pseudo R-squ.:**	0.2998
Time:	21:48:00	**Log-Likelihood:**	-18668.
converged:	True	**LL-Null:**	-26660.

	coef	**std err**	**z**	**P>|z|**	**[0.025**	**0.975]**
Intercept	-7.6714	0.026	-291.066	0.000	-7.723	-7.620
l2_ged_dummy_ns	0.0251	0.064	0.390	0.697	-0.101	0.151
l3_ged_dummy_ns	0.0083	0.067	0.124	0.901	-0.123	0.139
l4_ged_dummy_ns	-0.0280	0.070	-0.403	0.687	-0.165	0.108
l5_ged_dummy_ns	0.1997	0.070	2.843	0.004	0.062	0.337
l6_ged_dummy_ns	0.1754	0.074	2.375	0.018	0.031	0.320
l7_ged_dummy_ns	0.1783	0.077	2.325	0.020	0.028	0.329
l8_ged_dummy_ns	0.1333	0.080	1.671	0.095	-0.023	0.290
l9_ged_dummy_ns	0.3655	0.079	4.620	0.000	0.210	0.520
l10_ged_dummy_ns	0.3573	0.081	4.406	0.000	0.198	0.516
l11_ged_dummy_ns	0.2482	0.084	2.951	0.003	0.083	0.413
l12_ged_dummy_ns	0.2819	0.084	3.343	0.001	0.117	0.447
q_1_1_l2_ged_dummy_ns	0.2455	0.039	6.329	0.000	0.169	0.322
q_1_1_l3_ged_dummy_ns	0.1548	0.040	3.867	0.000	0.076	0.233
l1_ged_dummy_sb	-0.3779	0.116	-3.264	0.001	-0.605	-0.151
l1_ged_dummy_ns	0.1699	0.064	2.642	0.008	0.044	0.296
l1_ged_dummy_os	0.0258	0.101	0.255	0.799	-0.173	0.224
l1_acled_dummy_pr	-0.0178	0.082	-0.218	0.827	-0.178	0.143
decay_12_cw_ged_dummy_sb_0	0.9327	0.089	10.506	0.000	0.759	1.107
decay_12_cw_ged_dummy_ns_0	4.8495	0.077	63.334	0.000	4.699	5.000
decay_12_cw_ged_dummy_os_0	0.6732	0.085	7.886	0.000	0.506	0.841
decay_12_cw_acled_dummy_pr_0	1.0560	0.071	14.945	0.000	0.918	1.195
q_1_1_l1_ged_dummy_sb	-0.0147	0.039	-0.376	0.707	-0.091	0.062
q_1_1_l1_ged_dummy_ns	0.5429	0.037	14.629	0.000	0.470	0.616
q_1_1_l1_ged_dummy_os	0.0244	0.040	0.611	0.541	-0.054	0.103
q_1_1_l1_acled_dummy_pr	0.1238	0.027	4.529	0.000	0.070	0.177

4.8.3 os_fcast

Dep. Variable:	ged_dummy_os	**No. Observations:**	2882790
Model:	Logit	**Df Residuals:**	2882764
Method:	MLE	**Df Model:**	25
Date:	Sat, 27 Jul 2019	**Pseudo R-squ.:**	0.3817
Time:	21:47:52	**Log-Likelihood:**	-29639.
converged:	True	**LL-Null:**	-47935.

	coef	std err	z	P>|z|	[0.025	0.975]
Intercept	-7.2669	0.021	-338.770	0.000	-7.309	-7.225
l2_ged_dummy_os	0.0150	0.043	0.348	0.728	-0.069	0.099
l3_ged_dummy_os	0.0872	0.044	1.995	0.046	0.002	0.173
l4_ged_dummy_os	0.0866	0.045	1.944	0.052	-0.001	0.174
l5_ged_dummy_os	0.0955	0.046	2.087	0.037	0.006	0.185
l6_ged_dummy_os	0.1729	0.047	3.713	0.000	0.082	0.264
l7_ged_dummy_os	0.1707	0.048	3.573	0.000	0.077	0.264
l8_ged_dummy_os	0.0609	0.050	1.224	0.221	-0.037	0.158
l9_ged_dummy_os	0.1025	0.051	2.027	0.043	0.003	0.202
l10_ged_dummy_os	0.0289	0.052	0.556	0.578	-0.073	0.131
l11_ged_dummy_os	0.1559	0.052	3.003	0.003	0.054	0.258
l12_ged_dummy_os	0.2939	0.051	5.775	0.000	0.194	0.394
q_1_1_l2_ged_dummy_os	0.1448	0.021	6.852	0.000	0.103	0.186
q_1_1_l3_ged_dummy_os	0.0815	0.020	3.976	0.000	0.041	0.122
l1_ged_dummy_sb	0.0607	0.050	1.221	0.222	-0.037	0.158
l1_ged_dummy_ns	0.2126	0.106	2.015	0.044	0.006	0.419
l1_ged_dummy_os	0.2729	0.043	6.304	0.000	0.188	0.358
l1_acled_dummy_pr	0.1742	0.064	2.705	0.007	0.048	0.300
decay_12_cw_ged_dummy_sb_0	1.5936	0.055	29.003	0.000	1.486	1.701
decay_12_cw_ged_dummy_ns_0	0.6115	0.069	8.806	0.000	0.475	0.748
decay_12_cw_ged_dummy_os_0	3.9512	0.060	66.021	0.000	3.834	4.069
decay_12_cw_acled_dummy_pr_0	0.9698	0.053	18.199	0.000	0.865	1.074
q_1_1_l1_ged_dummy_sb	0.0304	0.018	1.678	0.093	-0.005	0.066
q_1_1_l1_ged_dummy_ns	0.0997	0.044	2.283	0.022	0.014	0.185
q_1_1_l1_ged_dummy_os	0.3866	0.020	19.091	0.000	0.347	0.426
q_1_1_l1_acled_dummy_pr	0.0534	0.023	2.292	0.022	0.008	0.099

4.8.4 pr_fcast

Dep. Variable:	acled_dummy_pr	**No. Observations:**	2882790
Model:	Logit	**Df Residuals:**	2882764
Method:	MLE	**Df Model:**	25
Date:	Sat, 27 Jul 2019	**Pseudo R-squ.:**	0.4451
Time:	21:47:50	**Log-Likelihood:**	-79714.
converged:	True	**LL-Null:**	-1.4364e+05

	coef	**std err**	**z**	**P>|z|**	**[0.025**	**0.975]**
Intercept	-6.3211	0.014	-456.688	0.000	-6.348	-6.294
l2_acled_dummy_pr	0.1630	0.021	7.732	0.000	0.122	0.204
l3_acled_dummy_pr	0.2082	0.021	9.746	0.000	0.166	0.250
l4_acled_dummy_pr	0.2729	0.022	12.693	0.000	0.231	0.315
l5_acled_dummy_pr	0.2654	0.022	12.064	0.000	0.222	0.309
l6_acled_dummy_pr	0.2811	0.022	12.522	0.000	0.237	0.325
l7_acled_dummy_pr	0.3261	0.023	14.321	0.000	0.281	0.371
l8_acled_dummy_pr	0.3669	0.023	15.937	0.000	0.322	0.412
l9_acled_dummy_pr	0.3292	0.023	14.043	0.000	0.283	0.375
l10_acled_dummy_pr	0.3064	0.024	12.907	0.000	0.260	0.353
l11_acled_dummy_pr	0.3971	0.024	16.788	0.000	0.351	0.443
l12_acled_dummy_pr	0.5258	0.023	22.568	0.000	0.480	0.571
q_1_1_l2_acled_dummy_pr	0.0457	0.011	4.116	0.000	0.024	0.067
q_1_1_l3_acled_dummy_pr	0.0412	0.011	3.825	0.000	0.020	0.062
l1_ged_dummy_sb	-0.0761	0.066	-1.157	0.247	-0.205	0.053
l1_ged_dummy_ns	0.1416	0.088	1.607	0.108	-0.031	0.314
l1_ged_dummy_os	-0.0237	0.068	-0.349	0.727	-0.156	0.109
l1_acled_dummy_pr	0.1929	0.021	9.157	0.000	0.152	0.234
decay_12_cw_ged_dummy_sb_0	0.4296	0.046	9.350	0.000	0.340	0.520
decay_12_cw_ged_dummy_ns_0	0.3040	0.052	5.809	0.000	0.201	0.407
decay_12_cw_ged_dummy_os_0	0.3587	0.046	7.841	0.000	0.269	0.448
decay_12_cw_acled_dummy_pr_0	4.3068	0.028	152.863	0.000	4.252	4.362
q_1_1_l1_ged_dummy_sb	-0.0480	0.026	-1.836	0.066	-0.099	0.003
q_1_1_l1_ged_dummy_ns	-0.0651	0.036	-1.790	0.073	-0.136	0.006
q_1_1_l1_ged_dummy_os	-0.0339	0.028	-1.195	0.232	-0.089	0.022
q_1_1_l1_acled_dummy_pr	0.2515	0.010	24.267	0.000	0.231	0.272

4.8.5 sb_eval

Dep. Variable:	ged_dummy_sb	**No. Observations:**	2434356
Model:	Logit	**Df Residuals:**	2434330
Method:	MLE	**Df Model:**	25
Date:	Sat, 27 Jul 2019	**Pseudo R-squ.:**	0.4039
Time:	21:42:12	**Log-Likelihood:**	-31632.
converged:	True	**LL-Null:**	-53061.

	coef	**std err**	**z**	**P>|z|**	**[0.025**	**0.975]**
Intercept	-7.0361	0.021	-332.195	0.000	-7.078	-6.995
l2_ged_dummy_sb	0.0392	0.038	1.024	0.306	-0.036	0.114
l3_ged_dummy_sb	0.1071	0.039	2.753	0.006	0.031	0.183
l4_ged_dummy_sb	0.1656	0.039	4.209	0.000	0.088	0.243
l5_ged_dummy_sb	0.1751	0.040	4.332	0.000	0.096	0.254
l6_ged_dummy_sb	0.0798	0.042	1.893	0.058	-0.003	0.163
l7_ged_dummy_sb	0.1610	0.043	3.770	0.000	0.077	0.245
l8_ged_dummy_sb	0.2986	0.043	6.976	0.000	0.215	0.382
l9_ged_dummy_sb	0.3105	0.044	7.135	0.000	0.225	0.396
l10_ged_dummy_sb	0.2142	0.045	4.795	0.000	0.127	0.302
l11_ged_dummy_sb	0.2914	0.045	6.495	0.000	0.203	0.379
l12_ged_dummy_sb	0.2667	0.045	5.920	0.000	0.178	0.355
q_1_1_l2_ged_dummy_sb	0.1336	0.020	6.746	0.000	0.095	0.172
q_1_1_l3_ged_dummy_sb	0.0991	0.019	5.081	0.000	0.061	0.137
l1_ged_dummy_sb	0.1425	0.038	3.718	0.000	0.067	0.218
l1_ged_dummy_ns	-0.2227	0.164	-1.360	0.174	-0.544	0.098
l1_ged_dummy_os	0.1783	0.058	3.052	0.002	0.064	0.293
l1_acled_dummy_pr	-0.0141	0.082	-0.171	0.864	-0.176	0.147
decay_12_cw_ged_dummy_sb_0	4.6961	0.049	95.131	0.000	4.599	4.793
decay_12_cw_ged_dummy_ns_0	0.4416	0.086	5.149	0.000	0.273	0.610
decay_12_cw_ged_dummy_os_0	0.9136	0.052	17.452	0.000	0.811	1.016
decay_12_cw_acled_dummy_pr_0	0.6722	0.057	11.827	0.000	0.561	0.784
q_1_1_l1_ged_dummy_sb	0.2987	0.019	15.552	0.000	0.261	0.336
q_1_1_l1_ged_dummy_ns	-0.2585	0.078	-3.293	0.001	-0.412	-0.105
q_1_1_l1_ged_dummy_os	-0.0182	0.022	-0.818	0.414	-0.062	0.025
q_1_1_l1_acled_dummy_pr	0.0697	0.033	2.087	0.037	0.004	0.135

4.8.6 ns_eval

Dep. Variable:	ged_dummy_ns	**No. Observations:**	2434356
Model:	Logit	**Df Residuals:**	2434330
Method:	MLE	**Df Model:**	25
Date:	Sat, 27 Jul 2019	**Pseudo R-squ.:**	0.2839
Time:	21:42:14	**Log-Likelihood:**	-13202.
converged:	True	**LL-Null:**	-18436.

	coef	std err	z	P>|z|	[0.025	0.975]
Intercept	-7.8264	0.031	-251.368	0.000	-7.887	-7.765
l2_ged_dummy_ns	0.0379	0.080	0.474	0.635	-0.119	0.195
l3_ged_dummy_ns	0.0358	0.082	0.434	0.664	-0.126	0.197
l4_ged_dummy_ns	0.0425	0.085	0.499	0.618	-0.125	0.210
l5_ged_dummy_ns	0.1401	0.088	1.589	0.112	-0.033	0.313
l6_ged_dummy_ns	0.1207	0.093	1.301	0.193	-0.061	0.302
l7_ged_dummy_ns	0.1292	0.096	1.340	0.180	-0.060	0.318
l8_ged_dummy_ns	0.0491	0.101	0.484	0.628	-0.150	0.248
l9_ged_dummy_ns	0.4716	0.096	4.908	0.000	0.283	0.660
l10_ged_dummy_ns	0.4787	0.098	4.874	0.000	0.286	0.671
l11_ged_dummy_ns	0.1548	0.107	1.440	0.150	-0.056	0.365
l12_ged_dummy_ns	0.2438	0.108	2.258	0.024	0.032	0.455
q_1_1_l2_ged_dummy_ns	0.2552	0.053	4.778	0.000	0.151	0.360
q_1_1_l3_ged_dummy_ns	0.2263	0.054	4.168	0.000	0.120	0.333
l1_ged_dummy_sb	-0.3669	0.146	-2.511	0.012	-0.653	-0.080
l1_ged_dummy_ns	0.1717	0.080	2.138	0.033	0.014	0.329
l1_ged_dummy_os	0.0106	0.129	0.082	0.934	-0.241	0.263
l1_acled_dummy_pr	0.1864	0.109	1.706	0.088	-0.028	0.401
decay_12_cw_ged_dummy_sb_0	0.9517	0.110	8.637	0.000	0.736	1.168
decay_12_cw_ged_dummy_ns_0	5.0805	0.095	53.276	0.000	4.894	5.267
decay_12_cw_ged_dummy_os_0	0.6958	0.106	6.534	0.000	0.487	0.905
decay_12_cw_acled_dummy_pr_0	0.9103	0.091	9.989	0.000	0.732	1.089
q_1_1_l1_ged_dummy_sb	-0.0668	0.058	-1.146	0.252	-0.181	0.047
q_1_1_l1_ged_dummy_ns	0.6587	0.050	13.272	0.000	0.561	0.756
q_1_1_l1_ged_dummy_os	0.0450	0.050	0.897	0.370	-0.053	0.143
q_1_1_l1_acled_dummy_pr	0.0933	0.038	2.453	0.014	0.019	0.168

4.8.7 os_eval

Dep. Variable:	ged_dummy_os	**No. Observations:**	2434356
Model:	Logit	**Df Residuals:**	2434330
Method:	MLE	**Df Model:**	25
Date:	Sat, 27 Jul 2019	**Pseudo R-squ.:**	0.3779
Time:	21:42:12	**Log-Likelihood:**	-22654.
converged:	True	**LL-Null:**	-36417.

	coef	std err	z	P>|z|	[0.025	0.975]
Intercept	-7.3468	0.024	-301.298	0.000	-7.395	-7.299
l2_ged_dummy_os	-0.0260	0.050	-0.519	0.604	-0.124	0.072
l3_ged_dummy_os	0.0451	0.051	0.884	0.376	-0.055	0.145
l4_ged_dummy_os	0.0798	0.052	1.541	0.123	-0.022	0.181
l5_ged_dummy_os	0.0118	0.054	0.219	0.826	-0.093	0.117
l6_ged_dummy_os	0.1580	0.054	2.915	0.004	0.052	0.264
l7_ged_dummy_os	0.1725	0.055	3.118	0.002	0.064	0.281
l8_ged_dummy_os	0.1015	0.057	1.771	0.077	-0.011	0.214
l9_ged_dummy_os	0.1181	0.059	2.016	0.044	0.003	0.233
l10_ged_dummy_os	0.0696	0.060	1.156	0.248	-0.048	0.188
l11_ged_dummy_os	0.1666	0.060	2.755	0.006	0.048	0.285
l12_ged_dummy_os	0.3478	0.059	5.883	0.000	0.232	0.464
q_1_1_l2_ged_dummy_os	0.1271	0.025	5.170	0.000	0.079	0.175
q_1_1_l3_ged_dummy_os	0.0862	0.024	3.622	0.000	0.040	0.133
l1_ged_dummy_sb	0.0074	0.058	0.127	0.899	-0.107	0.121
l1_ged_dummy_ns	0.3880	0.132	2.949	0.003	0.130	0.646
l1_ged_dummy_os	0.2694	0.050	5.354	0.000	0.171	0.368
l1_acled_dummy_pr	0.1342	0.086	1.567	0.117	-0.034	0.302
decay_12_cw_ged_dummy_sb_0	1.6533	0.064	25.889	0.000	1.528	1.778
decay_12_cw_ged_dummy_ns_0	0.6992	0.084	8.321	0.000	0.534	0.864
decay_12_cw_ged_dummy_os_0	4.1351	0.069	59.766	0.000	3.999	4.271
decay_12_cw_acled_dummy_pr_0	0.8989	0.065	13.735	0.000	0.771	1.027
q_1_1_l1_ged_dummy_sb	0.0265	0.022	1.203	0.229	-0.017	0.070
q_1_1_l1_ged_dummy_ns	0.1203	0.061	1.981	0.048	0.001	0.239
q_1_1_l1_ged_dummy_os	0.4078	0.024	17.305	0.000	0.362	0.454
q_1_1_l1_acled_dummy_pr	0.0484	0.037	1.305	0.192	-0.024	0.121

4.8.8 pr_eval

Dep. Variable:	acled_dummy_pr	**No. Observations:**	2434356
Model:	Logit	**Df Residuals:**	2434330
Method:	MLE	**Df Model:**	25
Date:	Sat, 27 Jul 2019	**Pseudo R-squ.:**	0.4214
Time:	21:42:10	**Log-Likelihood:**	-51890.
converged:	True	**LL-Null:**	-89680.

	coef	std err	z	P>|z|	[0.025	0.975]
Intercept	-6.5070	0.016	-395.161	0.000	-6.539	-6.475
l2_acled_dummy_pr	0.1300	0.028	4.624	0.000	0.075	0.185
l3_acled_dummy_pr	0.2110	0.028	7.407	0.000	0.155	0.267
l4_acled_dummy_pr	0.2784	0.029	9.696	0.000	0.222	0.335
l5_acled_dummy_pr	0.3044	0.029	10.378	0.000	0.247	0.362
l6_acled_dummy_pr	0.2805	0.030	9.286	0.000	0.221	0.340
l7_acled_dummy_pr	0.3460	0.031	11.301	0.000	0.286	0.406
l8_acled_dummy_pr	0.4138	0.031	13.380	0.000	0.353	0.474
l9_acled_dummy_pr	0.3688	0.032	11.644	0.000	0.307	0.431
l10_acled_dummy_pr	0.3648	0.032	11.335	0.000	0.302	0.428
l11_acled_dummy_pr	0.4471	0.032	13.888	0.000	0.384	0.510
l12_acled_dummy_pr	0.5179	0.032	16.132	0.000	0.455	0.581
q_1_1_l2_acled_dummy_pr	0.0407	0.017	2.440	0.015	0.008	0.073
q_1_1_l3_acled_dummy_pr	0.0659	0.016	4.082	0.000	0.034	0.098
l1_ged_dummy_sb	-0.2538	0.084	-3.019	0.003	-0.419	-0.089
l1_ged_dummy_ns	0.0856	0.119	0.719	0.472	-0.148	0.319
l1_ged_dummy_os	-0.0730	0.089	-0.818	0.413	-0.248	0.102
l1_acled_dummy_pr	0.1783	0.028	6.370	0.000	0.123	0.233
decay_12_cw_ged_dummy_sb_0	0.5358	0.060	8.973	0.000	0.419	0.653
decay_12_cw_ged_dummy_ns_0	0.4022	0.067	5.995	0.000	0.271	0.534
decay_12_cw_ged_dummy_os_0	0.4222	0.060	7.015	0.000	0.304	0.540
decay_12_cw_acled_dummy_pr_0	4.4325	0.036	124.437	0.000	4.363	4.502
q_1_1_l1_ged_dummy_sb	-0.0360	0.035	-1.026	0.305	-0.105	0.033
q_1_1_l1_ged_dummy_ns	-0.1079	0.056	-1.936	0.053	-0.217	0.001
q_1_1_l1_ged_dummy_os	-0.0189	0.040	-0.476	0.634	-0.097	0.059
q_1_1_l1_acled_dummy_pr	0.2957	0.015	19.321	0.000	0.266	0.326

4.9 osa_pgm_canon_wcm_logit

4.9.1 sb_fcast

Dep. Variable:	ged_dummy_sb	**No. Observations:**	388399
Model:	Logit	**Df Residuals:**	388346
Method:	MLE	**Df Model:**	52
Date:	Sun, 28 Jul 2019	**Pseudo R-squ.:**	0.5062
Time:	13:13:23	**Log-Likelihood:**	-27749.
converged:	True	**LL-Null:**	-56197.

	coef	std err	z	P>|z|	[0.025	0.975]
l2_ged_dummy_sb	-0.0019	0.053	-0.037	0.971	-0.106	0.102
l3_ged_dummy_sb	0.0911	0.053	1.713	0.087	-0.013	0.195
l4_ged_dummy_sb	0.1472	0.053	2.763	0.006	0.043	0.252
l5_ged_dummy_sb	0.0071	0.055	0.129	0.897	-0.100	0.114
l6_ged_dummy_sb	0.0984	0.054	1.828	0.068	-0.007	0.204
l7_ged_dummy_sb	0.2017	0.055	3.667	0.000	0.094	0.309
l8_ged_dummy_sb	0.3295	0.056	5.917	0.000	0.220	0.439
l9_ged_dummy_sb	0.2013	0.056	3.621	0.000	0.092	0.310
l10_ged_dummy_sb	0.2070	0.057	3.642	0.000	0.096	0.318
l11_ged_dummy_sb	0.3192	0.057	5.613	0.000	0.208	0.431
l12_ged_dummy_sb	0.3349	0.058	5.779	0.000	0.221	0.448
q_1_1_l2_ged_dummy_sb	0.2534	0.025	10.017	0.000	0.204	0.303
q_1_1_l3_ged_dummy_sb	0.1737	0.025	7.017	0.000	0.125	0.222
l1_ged_dummy_sb	0.0294	0.053	0.550	0.582	-0.075	0.134
l1_ged_dummy_ns	0.9795	0.187	5.233	0.000	0.613	1.346
l1_ged_dummy_os	0.1617	0.085	1.909	0.056	-0.004	0.328
decay_12_cw_ged_dummy_sb_0	3.7198	0.057	65.711	0.000	3.609	3.831
decay_12_cw_ged_dummy_ns_0	-0.7045	0.090	-7.791	0.000	-0.882	-0.527
decay_12_cw_ged_dummy_os_0	1.1116	0.062	17.984	0.000	0.990	1.233
q_1_1_l1_ged_dummy_sb	0.4053	0.025	16.211	0.000	0.356	0.454
q_1_1_l1_ged_dummy_ns	0.1161	0.070	1.648	0.099	-0.022	0.254
q_1_1_l1_ged_dummy_os	0.2027	0.031	6.635	0.000	0.143	0.263
ln_dist_diamsec	0.3247	0.022	15.042	0.000	0.282	0.367
ln_dist_petroleum	-0.0279	0.024	-1.188	0.235	-0.074	0.018
agri_ih_li	-0.0058	0.001	-4.566	0.000	-0.008	-0.003
barren_ih_li	-0.0033	0.001	-3.345	0.001	-0.005	-0.001
forest_ih_li	-0.0018	0.001	-1.744	0.081	-0.004	0.000
mountains_mean	-0.0832	0.047	-1.758	0.079	-0.176	0.010
savanna_ih_li	-0.0028	0.001	-2.828	0.005	-0.005	-0.001
shrub_ih_li	0.0101	0.001	8.426	0.000	0.008	0.012
pasture_ih_li	0.0027	0.001	3.145	0.002	0.001	0.004
urban_ih_li	0.0758	0.013	5.682	0.000	0.050	0.102
ln_bdist3	-0.1231	0.011	-11.585	0.000	-0.144	-0.102
ln_ttime	-0.1831	0.025	-7.234	0.000	-0.233	-0.134
ln_capdist	0.0567	0.019	2.976	0.003	0.019	0.094
ln_pop	0.2283	0.014	16.632	0.000	0.201	0.255
gcp_li_mer	0.0771	0.020	3.919	0.000	0.039	0.116
imr_mean	0.0008	5e-05	16.517	0.000	0.001	0.001
excluded_dummy_li	0.1780	0.028	6.272	0.000	0.122	0.234
fvp_lngdpcap_nonoilrent	-0.1207	0.028	-4.269	0.000	-0.176	-0.065
fvp_lngdpcap_oilrent	0.1137	0.007	17.108	0.000	0.101	0.127
fvp_grgdpcap_oilrent	-0.1218	0.032	-3.749	0.000	-0.185	-0.058
fvp_grgdpcap_nonoilrent	-0.5819	0.088	-6.598	0.000	-0.755	-0.409
ln_fvp_timeindep	0.2592	0.037	6.920	0.000	0.186	0.333
ln_fvp_timesincepreindepwar	-0.1181	0.032	-3.703	0.000	-0.181	-0.056
ln_fvp_timesinceregimechange	-0.1423	0.014	-10.337	0.000	-0.169	-0.115
fvp_demo	-0.5968	0.049	-12.187	0.000	-0.693	-0.501
fvp_semi	-0.4353	0.035	-12.262	0.000	-0.505	-0.366
fvp_prop_excluded	-0.0030	0.053	-0.057	0.955	-0.107	0.101
ln_fvp_population200	0.0386	0.018	2.132	0.033	0.003	0.074
ssp2_edu_sec_15_24_prop	0.0330	0.111	0.297	0.767	-0.185	0.251
ssp2_urban_share_iiasa	-0.0019	0.001	-1.513	0.130	-0.004	0.001
Intercept	-6.7063	0.375	-17.863	0.000	-7.442	-5.971

4.9.2 ns_fcast

Dep. Variable:	ged_dummy_ns	**No. Observations:**	380882
Model:	Logit	**Df Residuals:**	380829
Method:	MLE	**Df Model:**	52
Date:	Sun, 28 Jul 2019	**Pseudo R-squ.:**	0.4261
Time:	13:06:44	**Log-Likelihood:**	-13843.
converged:	True	**LL-Null:**	-24122.

	coef	std err	z	P>|z|	[0.025	0.975]
l2_ged_dummy_ns	0.2356	0.095	2.471	0.013	0.049	0.422
l3_ged_dummy_ns	-0.0414	0.097	-0.425	0.671	-0.232	0.149
l4_ged_dummy_ns	0.4285	0.098	4.386	0.000	0.237	0.620
l5_ged_dummy_ns	0.1873	0.101	1.846	0.065	-0.012	0.386
l6_ged_dummy_ns	0.1954	0.100	1.947	0.051	-0.001	0.392
l7_ged_dummy_ns	0.2766	0.105	2.645	0.008	0.072	0.482
l8_ged_dummy_ns	0.2048	0.104	1.977	0.048	0.002	0.408
l9_ged_dummy_ns	0.4710	0.106	4.430	0.000	0.263	0.679
l10_ged_dummy_ns	0.2935	0.111	2.638	0.008	0.075	0.512
l11_ged_dummy_ns	0.2022	0.109	1.850	0.064	-0.012	0.416
l12_ged_dummy_ns	0.2851	0.113	2.522	0.012	0.064	0.507
q_1_1_l2_ged_dummy_ns	0.5056	0.055	9.263	0.000	0.399	0.613
q_1_1_l3_ged_dummy_ns	0.1022	0.054	1.893	0.058	-0.004	0.208
l1_ged_dummy_sb	0.2810	0.143	1.958	0.050	-0.000	0.562
l1_ged_dummy_ns	0.3500	0.094	3.704	0.000	0.165	0.535
l1_ged_dummy_os	0.5910	0.130	4.532	0.000	0.335	0.847
decay_12_cw_ged_dummy_sb_0	0.2911	0.108	2.694	0.007	0.079	0.503
decay_12_cw_ged_dummy_ns_0	3.7482	0.090	41.447	0.000	3.571	3.925
decay_12_cw_ged_dummy_os_0	0.8480	0.102	8.294	0.000	0.648	1.048
q_1_1_l1_ged_dummy_sb	-0.1551	0.050	-3.072	0.002	-0.254	-0.056
q_1_1_l1_ged_dummy_ns	0.6599	0.050	13.082	0.000	0.561	0.759
q_1_1_l1_ged_dummy_os	0.2005	0.047	4.262	0.000	0.108	0.293
ln_dist_diamsec	0.3369	0.034	9.957	0.000	0.271	0.403
ln_dist_petroleum	0.7447	0.047	15.844	0.000	0.653	0.837
agri_ih_li	0.0083	0.002	4.510	0.000	0.005	0.012
barren_ih_li	-0.0008	0.002	-0.454	0.650	-0.004	0.003
forest_ih_li	-0.0024	0.002	-1.404	0.160	-0.006	0.001
mountains_mean	-0.1655	0.074	-2.237	0.025	-0.311	-0.020
savanna_ih_li	0.0057	0.002	3.562	0.000	0.003	0.009
shrub_ih_li	0.0200	0.002	10.462	0.000	0.016	0.024
pasture_ih_li	0.0087	0.001	5.924	0.000	0.006	0.012
urban_ih_li	0.0312	0.018	1.771	0.077	-0.003	0.066
ln_bdist3	-0.0990	0.017	-5.999	0.000	-0.131	-0.067
ln_ttime	0.0187	0.040	0.472	0.637	-0.059	0.097
ln_capdist	0.1190	0.029	4.111	0.000	0.062	0.176
ln_pop	0.3226	0.022	14.849	0.000	0.280	0.365
gcp_li_mer	0.0413	0.029	1.431	0.152	-0.015	0.098
imr_mean	0.0002	7.97e-05	2.748	0.006	6.28e-05	0.000
excluded_dummy_li	0.3113	0.043	7.258	0.000	0.227	0.395
fvp_lngdpcap_nonoilrent	-0.1210	0.043	-2.840	0.005	-0.205	-0.038
fvp_lngdpcap_oilrent	0.1218	0.010	12.774	0.000	0.103	0.140
fvp_grgdpcap_oilrent	-0.3308	0.049	-6.703	0.000	-0.428	-0.234
fvp_grgdpcap_nonoilrent	-0.6511	0.124	-5.271	0.000	-0.893	-0.409
ln_fvp_timeindep	0.3569	0.055	6.456	0.000	0.249	0.465
ln_fvp_timesincepreindepwar	0.1982	0.054	3.694	0.000	0.093	0.303
ln_fvp_timesinceregimechange	-0.1443	0.019	-7.534	0.000	-0.182	-0.107
fvp_demo	-0.5021	0.073	-6.891	0.000	-0.645	-0.359
fvp_semi	-0.2710	0.058	-4.701	0.000	-0.384	-0.158
fvp_prop_excluded	-0.8725	0.086	-10.133	0.000	-1.041	-0.704
ln_fvp_population200	-0.0620	0.027	-2.331	0.020	-0.114	-0.010
ssp2_edu_sec_15_24_prop	1.8367	0.155	11.845	0.000	1.533	2.141
ssp2_urban_share_iiasa	-0.0016	0.002	-0.792	0.429	-0.005	0.002
Intercept	-13.2468	0.586	-22.620	0.000	-14.395	-12.099

4.9.3 os_fcast

Dep. Variable:	ged_dummy_os	**No. Observations:**	384518
Model:	Logit	**Df Residuals:**	384465
Method:	MLE	**Df Model:**	52
Date:	Sun, 28 Jul 2019	**Pseudo R-squ.:**	0.4727
Time:	13:06:29	**Log-Likelihood:**	-21450.
converged:	True	**LL-Null:**	-40682.

	coef	std err	z	P>|z|	[0.025	0.975]
l2_ged_dummy_os	0.1465	0.068	2.148	0.032	0.013	0.280
l3_ged_dummy_os	0.0650	0.068	0.952	0.341	-0.069	0.199
l4_ged_dummy_os	0.1737	0.069	2.509	0.012	0.038	0.309
l5_ged_dummy_os	0.1747	0.069	2.515	0.012	0.039	0.311
l6_ged_dummy_os	0.2531	0.071	3.543	0.000	0.113	0.393
l7_ged_dummy_os	0.0971	0.073	1.330	0.184	-0.046	0.240
l8_ged_dummy_os	0.1471	0.073	2.027	0.043	0.005	0.289
l9_ged_dummy_os	0.0987	0.075	1.318	0.188	-0.048	0.245
l10_ged_dummy_os	0.2083	0.076	2.747	0.006	0.060	0.357
l11_ged_dummy_os	0.3412	0.075	4.521	0.000	0.193	0.489
l12_ged_dummy_os	-0.0930	0.078	-1.197	0.231	-0.245	0.059
q_1_1_l2_ged_dummy_os	0.2964	0.032	9.347	0.000	0.234	0.359
q_1_1_l3_ged_dummy_os	0.1497	0.031	4.886	0.000	0.090	0.210
l1_ged_dummy_sb	0.1731	0.077	2.255	0.024	0.023	0.324
l1_ged_dummy_ns	0.9099	0.145	6.266	0.000	0.625	1.195
l1_ged_dummy_os	0.0767	0.069	1.107	0.268	-0.059	0.212
decay_12_cw_ged_dummy_sb_0	1.5263	0.065	23.549	0.000	1.399	1.653
decay_12_cw_ged_dummy_ns_0	0.1173	0.085	1.379	0.168	-0.049	0.284
decay_12_cw_ged_dummy_os_0	2.9956	0.072	41.478	0.000	2.854	3.137
q_1_1_l1_ged_dummy_sb	0.1832	0.029	6.421	0.000	0.127	0.239
q_1_1_l1_ged_dummy_ns	0.3700	0.051	7.265	0.000	0.270	0.470
q_1_1_l1_ged_dummy_os	0.4246	0.031	13.682	0.000	0.364	0.485
ln_dist_diamsec	-0.1426	0.023	-6.225	0.000	-0.187	-0.098
ln_dist_petroleum	0.4202	0.032	13.300	0.000	0.358	0.482
agri_ih_li	0.0034	0.001	2.515	0.012	0.001	0.006
barren_ih_li	-0.0041	0.001	-3.158	0.002	-0.007	-0.002
forest_ih_li	0.0003	0.001	0.295	0.768	-0.002	0.002
mountains_mean	-0.2409	0.056	-4.271	0.000	-0.352	-0.130
savanna_ih_li	0.0078	0.001	7.762	0.000	0.006	0.010
shrub_ih_li	0.0026	0.002	1.420	0.156	-0.001	0.006
pasture_ih_li	0.0011	0.001	1.103	0.270	-0.001	0.003
urban_ih_li	0.0960	0.013	7.503	0.000	0.071	0.121
ln_bdist3	-0.1250	0.012	-10.081	0.000	-0.149	-0.101
ln_ttime	-0.2166	0.031	-6.892	0.000	-0.278	-0.155
ln_capdist	0.1282	0.021	6.190	0.000	0.088	0.169
ln_pop	0.2971	0.017	17.159	0.000	0.263	0.331
gcp_li_mer	0.0863	0.020	4.348	0.000	0.047	0.125
imr_mean	0.0004	5.89e-05	6.753	0.000	0.000	0.001
excluded_dummy_li	0.3404	0.033	10.238	0.000	0.275	0.406
fvp_lngdpcap_nonoilrent	-0.3172	0.031	-10.200	0.000	-0.378	-0.256
fvp_lngdpcap_oilrent	0.0771	0.008	10.270	0.000	0.062	0.092
fvp_grgdpcap_oilrent	-0.1647	0.040	-4.166	0.000	-0.242	-0.087
fvp_grgdpcap_nonoilrent	-0.4029	0.092	-4.368	0.000	-0.584	-0.222
ln_fvp_timeindep	0.4232	0.040	10.598	0.000	0.345	0.501
ln_fvp_timesincepreindepwar	-0.0884	0.037	-2.405	0.016	-0.160	-0.016
ln_fvp_timesinceregimechange	-0.0979	0.015	-6.414	0.000	-0.128	-0.068
fvp_demo	-0.6990	0.057	-12.360	0.000	-0.810	-0.588
fvp_semi	-0.3047	0.042	-7.323	0.000	-0.386	-0.223
fvp_prop_excluded	0.0709	0.058	1.231	0.218	-0.042	0.184
ln_fvp_population200	-0.0509	0.021	-2.423	0.015	-0.092	-0.010
ssp2_edu_sec_15_24_prop	0.9631	0.122	7.926	0.000	0.725	1.201
ssp2_urban_share_iiasa	0.0003	0.001	0.201	0.840	-0.003	0.003
Intercept	-6.7452	0.433	-15.590	0.000	-7.593	-5.897

4.9.4 sb_eval

Dep. Variable:	ged_dummy_sb	**No. Observations:**	341244
Model:	Logit	**Df Residuals:**	341191
Method:	MLE	**Df Model:**	52
Date:	Sun, 28 Jul 2019	**Pseudo R-squ.:**	0.4970
Time:	12:54:28	**Log-Likelihood:**	-23084.
converged:	True	**LL-Null:**	-45888.

	coef	std err	z	P>|z|	[0.025	0.975]
l2_ged_dummy_sb	0.0569	0.059	0.958	0.338	-0.060	0.173
l3_ged_dummy_sb	0.1304	0.059	2.196	0.028	0.014	0.247
l4_ged_dummy_sb	0.1680	0.060	2.818	0.005	0.051	0.285
l5_ged_dummy_sb	-0.1052	0.060	-1.743	0.081	-0.223	0.013
l6_ged_dummy_sb	0.0771	0.060	1.285	0.199	-0.040	0.195
l7_ged_dummy_sb	0.1355	0.061	2.205	0.027	0.015	0.256
l8_ged_dummy_sb	0.3652	0.062	5.910	0.000	0.244	0.486
l9_ged_dummy_sb	0.2522	0.063	4.007	0.000	0.129	0.376
l10_ged_dummy_sb	0.2555	0.064	4.011	0.000	0.131	0.380
l11_ged_dummy_sb	0.3732	0.064	5.807	0.000	0.247	0.499
l12_ged_dummy_sb	0.2711	0.064	4.209	0.000	0.145	0.397
q_1_1_l2_ged_dummy_sb	0.3055	0.029	10.689	0.000	0.249	0.361
q_1_1_l3_ged_dummy_sb	0.1968	0.028	7.080	0.000	0.142	0.251
l1_ged_dummy_sb	0.1071	0.061	1.762	0.078	-0.012	0.226
l1_ged_dummy_ns	1.1606	0.230	5.049	0.000	0.710	1.611
l1_ged_dummy_os	0.2774	0.097	2.855	0.004	0.087	0.468
decay_12_cw_ged_dummy_sb_0	3.6155	0.063	57.031	0.000	3.491	3.740
decay_12_cw_ged_dummy_ns_0	-0.9080	0.102	-8.920	0.000	-1.108	-0.709
decay_12_cw_ged_dummy_os_0	1.2147	0.069	17.515	0.000	1.079	1.351
q_1_1_l1_ged_dummy_sb	0.3148	0.028	11.125	0.000	0.259	0.370
q_1_1_l1_ged_dummy_ns	-0.1122	0.092	-1.225	0.220	-0.292	0.067
q_1_1_l1_ged_dummy_os	0.2813	0.035	8.112	0.000	0.213	0.349
ln_dist_diamsec	0.2619	0.024	10.972	0.000	0.215	0.309
ln_dist_petroleum	0.0008	0.026	0.030	0.976	-0.051	0.053
agri_ih_li	-0.0029	0.001	-2.081	0.037	-0.006	-0.000
barren_ih_li	-0.0043	0.001	-3.996	0.000	-0.006	-0.002
forest_ih_li	-0.0024	0.001	-2.081	0.037	-0.005	-0.000
mountains_mean	-0.0172	0.051	-0.335	0.738	-0.118	0.084
savanna_ih_li	-0.0030	0.001	-2.659	0.008	-0.005	-0.001
shrub_ih_li	0.0117	0.001	8.868	0.000	0.009	0.014
pasture_ih_li	0.0023	0.001	2.432	0.015	0.000	0.004
urban_ih_li	0.0905	0.015	6.164	0.000	0.062	0.119
ln_bdist3	-0.1172	0.012	-9.914	0.000	-0.140	-0.094
ln_ttime	-0.1601	0.028	-5.717	0.000	-0.215	-0.105
ln_capdist	0.0335	0.022	1.554	0.120	-0.009	0.076
ln_pop	0.2151	0.015	13.944	0.000	0.185	0.245
gcp_li_mer	0.0895	0.022	4.092	0.000	0.047	0.132
imr_mean	0.0007	5.6e-05	13.189	0.000	0.001	0.001
excluded_dummy_li	0.1819	0.032	5.739	0.000	0.120	0.244
fvp_lngdpcap_nonoilrent	-0.0774	0.033	-2.315	0.021	-0.143	-0.012
fvp_lngdpcap_oilrent	0.1285	0.007	17.277	0.000	0.114	0.143
fvp_grgdpcap_oilrent	-0.1521	0.035	-4.341	0.000	-0.221	-0.083
fvp_grgdpcap_nonoilrent	-0.7533	0.096	-7.860	0.000	-0.941	-0.565
ln_fvp_timeindep	0.3130	0.041	7.703	0.000	0.233	0.393
ln_fvp_timesincepreindepwar	-0.1657	0.035	-4.681	0.000	-0.235	-0.096
ln_fvp_timesinceregimechange	-0.1349	0.017	-7.834	0.000	-0.169	-0.101
fvp_demo	-0.8101	0.057	-14.185	0.000	-0.922	-0.698
fvp_semi	-0.4831	0.039	-12.528	0.000	-0.559	-0.408
fvp_prop_excluded	-0.0485	0.056	-0.863	0.388	-0.159	0.062
ln_fvp_population200	0.0870	0.023	3.845	0.000	0.043	0.131
ssp2_edu_sec_15_24_prop	-0.2603	0.134	-1.944	0.052	-0.523	0.002
ssp2_urban_share_iiasa	-0.0031	0.001	-2.225	0.026	-0.006	-0.000
Intercept	-7.1849	0.431	-16.664	0.000	-8.030	-6.340

4.9.5 ns_eval

Dep. Variable:	ged_dummy_ns	**No. Observations:**	335019
Model:	Logit	**Df Residuals:**	334966
Method:	MLE	**Df Model:**	52
Date:	Sun, 28 Jul 2019	**Pseudo R-squ.:**	0.4417
Time:	12:46:20	**Log-Likelihood:**	-10330.
converged:	True	**LL-Null:**	-18503.

	coef	std err	z	P>|z|	[0.025	0.975]
l2_ged_dummy_ns	0.3128	0.114	2.744	0.006	0.089	0.536
l3_ged_dummy_ns	0.1772	0.117	1.519	0.129	-0.051	0.406
l4_ged_dummy_ns	0.3316	0.114	2.911	0.004	0.108	0.555
l5_ged_dummy_ns	0.1503	0.124	1.213	0.225	-0.092	0.393
l6_ged_dummy_ns	0.3316	0.126	2.640	0.008	0.085	0.578
l7_ged_dummy_ns	0.1476	0.126	1.168	0.243	-0.100	0.395
l8_ged_dummy_ns	0.6008	0.127	4.741	0.000	0.352	0.849
l9_ged_dummy_ns	0.2845	0.127	2.235	0.025	0.035	0.534
l10_ged_dummy_ns	0.1778	0.134	1.331	0.183	-0.084	0.440
l11_ged_dummy_ns	0.3034	0.135	2.246	0.025	0.039	0.568
l12_ged_dummy_ns	0.3631	0.136	2.674	0.007	0.097	0.629
q_1_1_l2_ged_dummy_ns	0.4423	0.066	6.704	0.000	0.313	0.572
q_1_1_l3_ged_dummy_ns	0.3400	0.066	5.156	0.000	0.211	0.469
l1_ged_dummy_sb	0.2606	0.179	1.458	0.145	-0.090	0.611
l1_ged_dummy_ns	0.4985	0.113	4.403	0.000	0.277	0.720
l1_ged_dummy_os	0.7822	0.160	4.894	0.000	0.469	1.095
decay_12_cw_ged_dummy_sb_0	0.0646	0.132	0.490	0.624	-0.194	0.323
decay_12_cw_ged_dummy_ns_0	3.5249	0.108	32.488	0.000	3.312	3.738
decay_12_cw_ged_dummy_os_0	0.8705	0.123	7.097	0.000	0.630	1.111
q_1_1_l1_ged_dummy_sb	-0.2811	0.069	-4.063	0.000	-0.417	-0.146
q_1_1_l1_ged_dummy_ns	0.6209	0.062	10.013	0.000	0.499	0.742
q_1_1_l1_ged_dummy_os	0.3115	0.057	5.432	0.000	0.199	0.424
ln_dist_diamsec	0.3626	0.040	9.010	0.000	0.284	0.441
ln_dist_petroleum	0.9476	0.059	16.075	0.000	0.832	1.063
agri_ih_li	0.0112	0.002	5.000	0.000	0.007	0.016
barren_ih_li	0.0022	0.002	1.066	0.287	-0.002	0.006
forest_ih_li	0.0025	0.002	1.226	0.220	-0.001	0.006
mountains_mean	-0.1904	0.085	-2.238	0.025	-0.357	-0.024
savanna_ih_li	0.0082	0.002	4.110	0.000	0.004	0.012
shrub_ih_li	0.0257	0.002	11.468	0.000	0.021	0.030
pasture_ih_li	0.0139	0.002	7.806	0.000	0.010	0.017
urban_ih_li	0.0715	0.020	3.661	0.000	0.033	0.110
ln_bdist3	-0.1582	0.019	-8.259	0.000	-0.196	-0.121
ln_ttime	0.0921	0.047	1.968	0.049	0.000	0.184
ln_capdist	0.0577	0.034	1.692	0.091	-0.009	0.125
ln_pop	0.3504	0.026	13.632	0.000	0.300	0.401
gcp_li_mer	0.0829	0.032	2.597	0.009	0.020	0.145
imr_mean	0.0002	9.65e-05	2.166	0.030	1.99e-05	0.000
excluded_dummy_li	0.4299	0.051	8.500	0.000	0.331	0.529
fvp_lngdpcap_nonoilrent	0.0497	0.055	0.900	0.368	-0.059	0.158
fvp_lngdpcap_oilrent	0.0882	0.012	7.578	0.000	0.065	0.111
fvp_grgdpcap_oilrent	-0.3018	0.057	-5.323	0.000	-0.413	-0.191
fvp_grgdpcap_nonoilrent	-1.3087	0.165	-7.918	0.000	-1.633	-0.985
ln_fvp_timeindep	0.2349	0.063	3.756	0.000	0.112	0.358
ln_fvp_timesincepreindepwar	0.1780	0.064	2.780	0.005	0.052	0.303
ln_fvp_timesinceregimechange	-0.1010	0.026	-3.913	0.000	-0.152	-0.050
fvp_demo	-0.5346	0.088	-6.095	0.000	-0.707	-0.363
fvp_semi	-0.2342	0.067	-3.508	0.000	-0.365	-0.103
fvp_prop_excluded	-0.8484	0.094	-9.018	0.000	-1.033	-0.664
ln_fvp_population200	0.1344	0.037	3.618	0.000	0.062	0.207
ssp2_edu_sec_15_24_prop	1.4989	0.199	7.551	0.000	1.110	1.888
ssp2_urban_share_iiasa	-0.0038	0.002	-1.704	0.088	-0.008	0.001
Intercept	-17.0556	0.739	-23.079	0.000	-18.504	-15.607

4.9.6 os_eval

Dep. Variable:	ged_dummy_os	**No. Observations:**	338124
Model:	Logit	**Df Residuals:**	338071
Method:	MLE	**Df Model:**	52
Date:	Sun, 28 Jul 2019	**Pseudo R-squ.:**	0.4706
Time:	12:46:47	**Log-Likelihood:**	-17510.
converged:	True	**LL-Null:**	-33077.

	coef	std err	z	P>|z|	[0.025	0.975]
l2_ged_dummy_os	0.1906	0.077	2.464	0.014	0.039	0.342
l3_ged_dummy_os	-0.0034	0.077	-0.044	0.965	-0.154	0.147
l4_ged_dummy_os	0.1393	0.078	1.780	0.075	-0.014	0.293
l5_ged_dummy_os	0.2540	0.079	3.222	0.001	0.100	0.409
l6_ged_dummy_os	0.0404	0.079	0.514	0.607	-0.113	0.194
l7_ged_dummy_os	0.0211	0.082	0.258	0.796	-0.139	0.181
l8_ged_dummy_os	0.1921	0.083	2.318	0.020	0.030	0.355
l9_ged_dummy_os	-0.0268	0.084	-0.320	0.749	-0.191	0.138
l10_ged_dummy_os	0.2280	0.086	2.659	0.008	0.060	0.396
l11_ged_dummy_os	0.3181	0.084	3.778	0.000	0.153	0.483
l12_ged_dummy_os	0.1261	0.088	1.426	0.154	-0.047	0.299
q_1_1_l2_ged_dummy_os	0.2222	0.036	6.225	0.000	0.152	0.292
q_1_1_l3_ged_dummy_os	0.2281	0.035	6.451	0.000	0.159	0.297
l1_ged_dummy_sb	0.3679	0.088	4.179	0.000	0.195	0.540
l1_ged_dummy_ns	1.0540	0.168	6.262	0.000	0.724	1.384
l1_ged_dummy_os	0.1534	0.078	1.958	0.050	-0.000	0.307
decay_12_cw_ged_dummy_sb_0	1.4998	0.073	20.510	0.000	1.356	1.643
decay_12_cw_ged_dummy_ns_0	-0.0307	0.098	-0.315	0.753	-0.222	0.161
decay_12_cw_ged_dummy_os_0	3.0318	0.082	37.188	0.000	2.872	3.192
q_1_1_l1_ged_dummy_sb	0.1933	0.033	5.781	0.000	0.128	0.259
q_1_1_l1_ged_dummy_ns	0.2490	0.061	4.116	0.000	0.130	0.368
q_1_1_l1_ged_dummy_os	0.4282	0.034	12.414	0.000	0.361	0.496
ln_dist_diamsec	-0.2007	0.025	-7.907	0.000	-0.250	-0.151
ln_dist_petroleum	0.4758	0.036	13.319	0.000	0.406	0.546
agri_ih_li	0.0040	0.002	2.585	0.010	0.001	0.007
barren_ih_li	-0.0039	0.001	-2.685	0.007	-0.007	-0.001
forest_ih_li	0.0013	0.001	1.090	0.276	-0.001	0.004
mountains_mean	-0.1531	0.062	-2.455	0.014	-0.275	-0.031
savanna_ih_li	0.0079	0.001	7.019	0.000	0.006	0.010
shrub_ih_li	0.0022	0.002	1.077	0.281	-0.002	0.006
pasture_ih_li	0.0012	0.001	1.088	0.277	-0.001	0.003
urban_ih_li	0.0913	0.015	6.211	0.000	0.063	0.120
ln_bdist3	-0.1280	0.014	-9.187	0.000	-0.155	-0.101
ln_ttime	-0.2653	0.035	-7.589	0.000	-0.334	-0.197
ln_capdist	0.1095	0.024	4.594	0.000	0.063	0.156
ln_pop	0.2912	0.019	14.967	0.000	0.253	0.329
gcp_li_mer	0.1044	0.023	4.628	0.000	0.060	0.149
imr_mean	0.0004	6.69e-05	5.312	0.000	0.000	0.000
excluded_dummy_li	0.3460	0.037	9.260	0.000	0.273	0.419
fvp_lngdpcap_nonoilrent	-0.3286	0.037	-8.823	0.000	-0.402	-0.256
fvp_lngdpcap_oilrent	0.1022	0.008	12.251	0.000	0.086	0.119
fvp_grgdpcap_oilrent	-0.1962	0.043	-4.542	0.000	-0.281	-0.112
fvp_grgdpcap_nonoilrent	-0.8756	0.116	-7.560	0.000	-1.103	-0.649
ln_fvp_timeindep	0.3841	0.044	8.748	0.000	0.298	0.470
ln_fvp_timesincepreindepwar	-0.0479	0.042	-1.143	0.253	-0.130	0.034
ln_fvp_timesinceregimechange	-0.0778	0.019	-4.008	0.000	-0.116	-0.040
fvp_demo	-0.8212	0.065	-12.578	0.000	-0.949	-0.693
fvp_semi	-0.3640	0.046	-7.971	0.000	-0.454	-0.275
fvp_prop_excluded	0.0845	0.062	1.373	0.170	-0.036	0.205
ln_fvp_population200	-0.0448	0.026	-1.742	0.082	-0.095	0.006
ssp2_edu_sec_15_24_prop	1.1729	0.149	7.888	0.000	0.882	1.464
ssp2_urban_share_iiasa	-5.522e-05	0.002	-0.035	0.972	-0.003	0.003
Intercept	-6.4836	0.500	-12.979	0.000	-7.463	-5.504

4.10 osa_pgm_canon_wcm_rf

4.10.1 sb_fcast

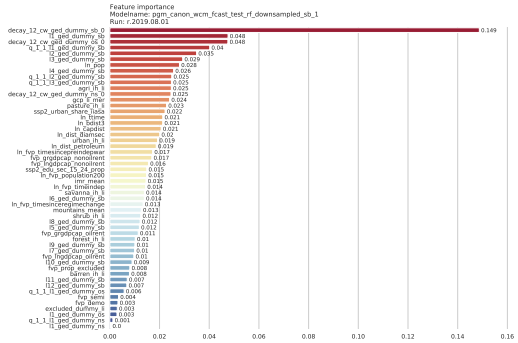

(a) 1 month

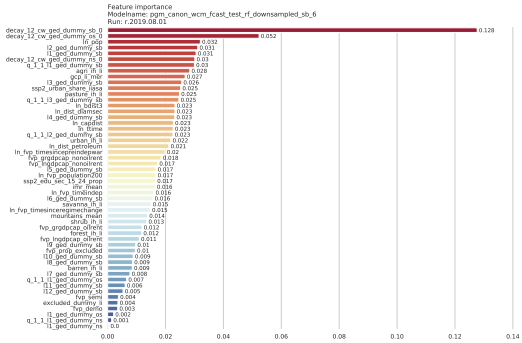

(b) 6 months

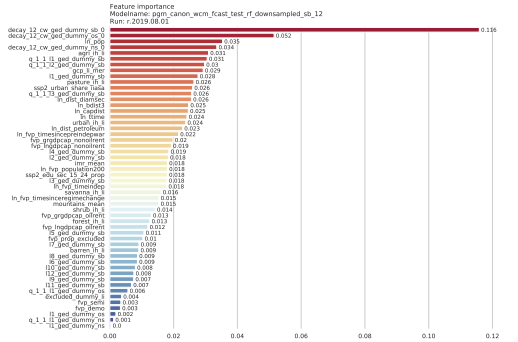

(c) 12 months

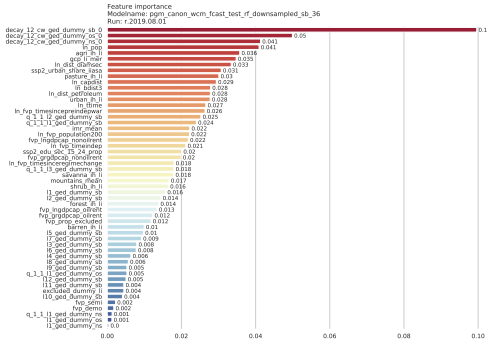

(d) 36 months

4.10.2 ns_fcast

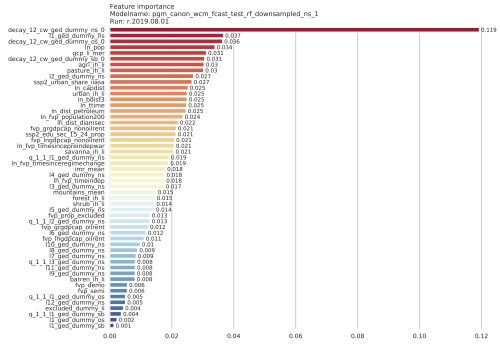

(a) 1 month

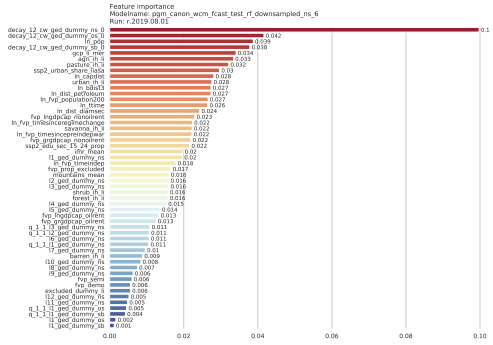

(b) 6 months

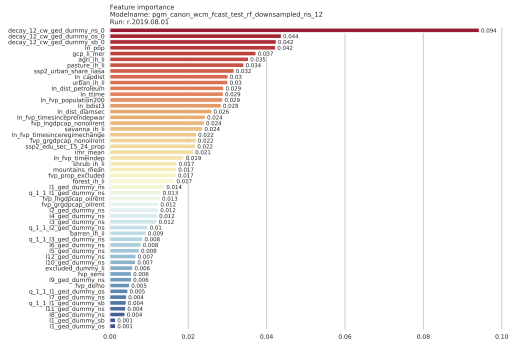

(c) 12 months

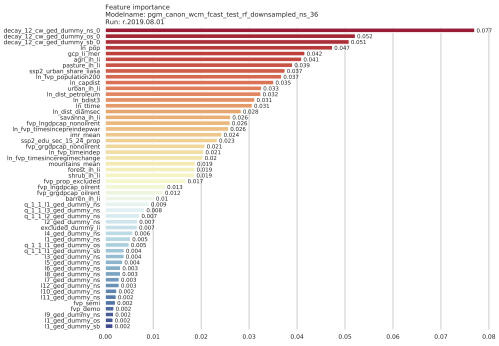

(d) 36 months

4.10.3 os_fcast

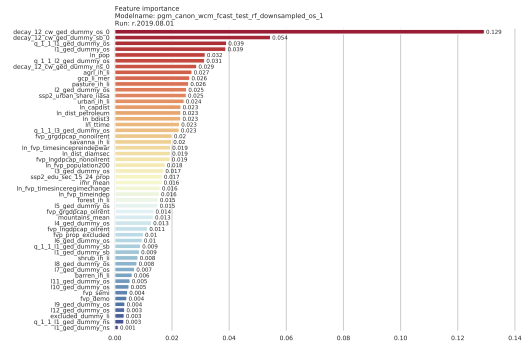

(a) 1 month

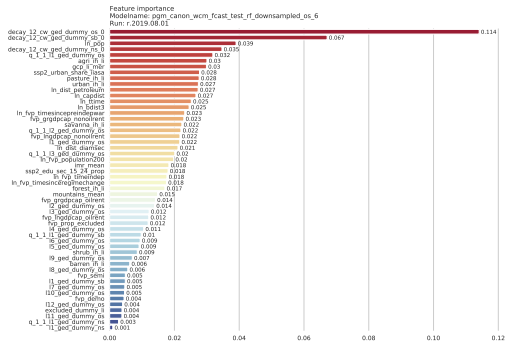

(b) 6 months

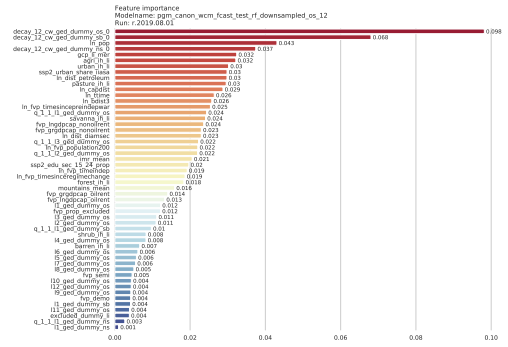

(c) 12 months

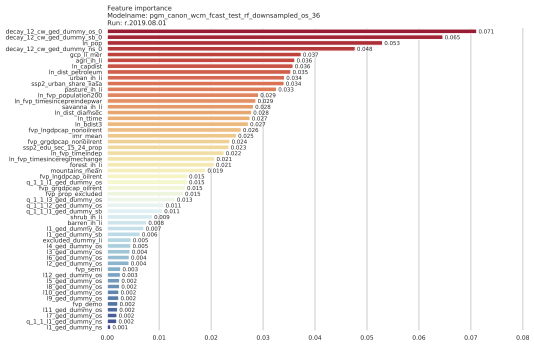

(d) 36 months

4.10.4 sb_eval

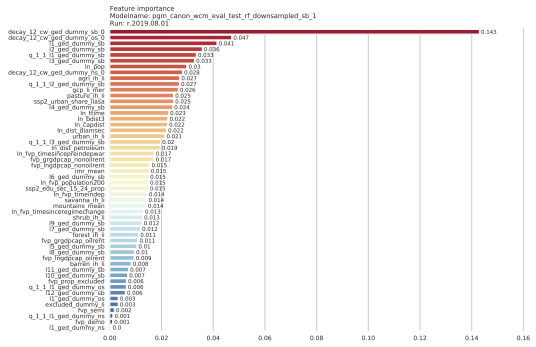

(a) 1 month

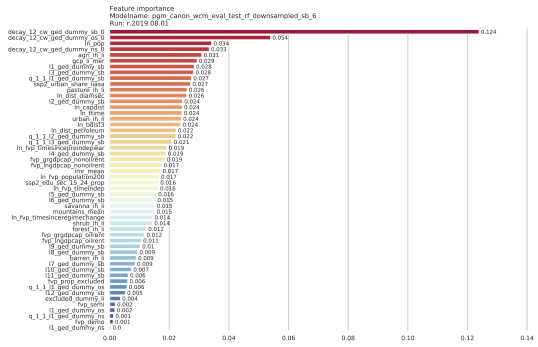

(b) 6 months

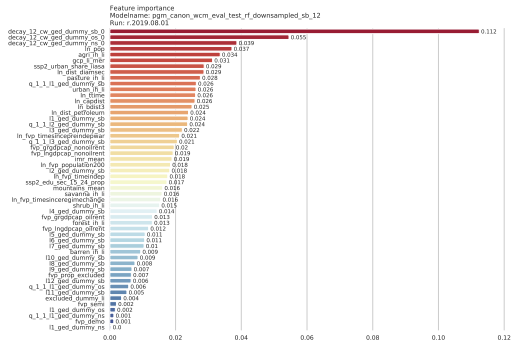

(c) 12 months

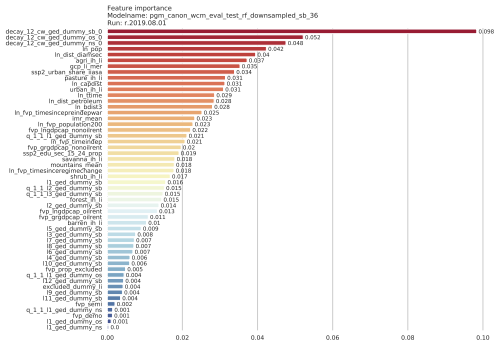

(d) 36 months

4.10.5 ns_eval

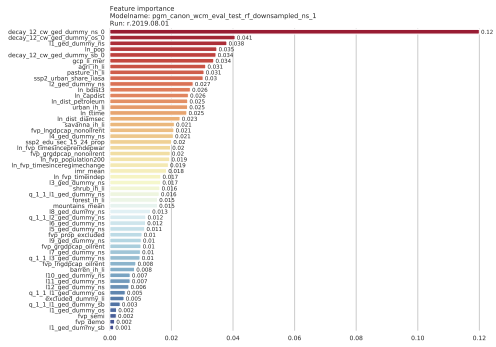

(a) 1 month

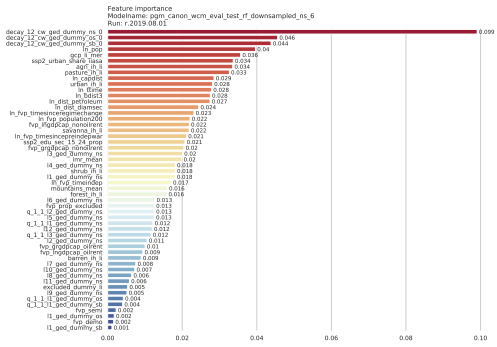

(b) 6 months

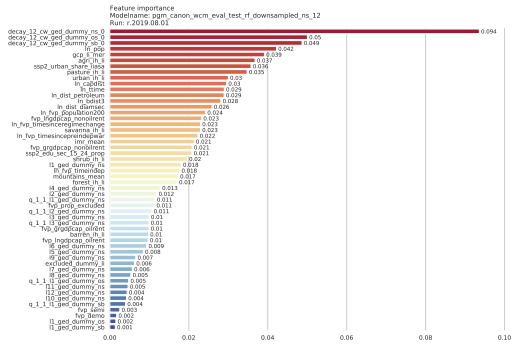

(c) 12 months

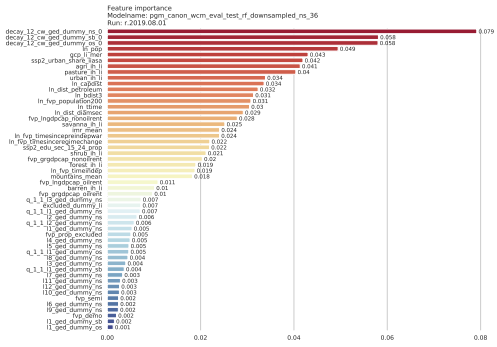

(d) 36 months

4.10.6 os_eval

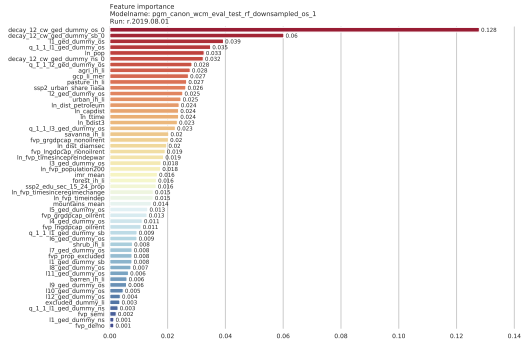

(a) 1 month

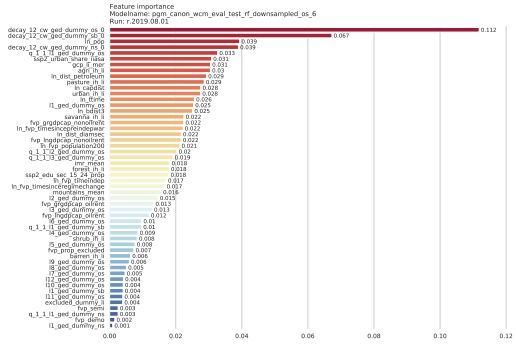

(b) 6 months

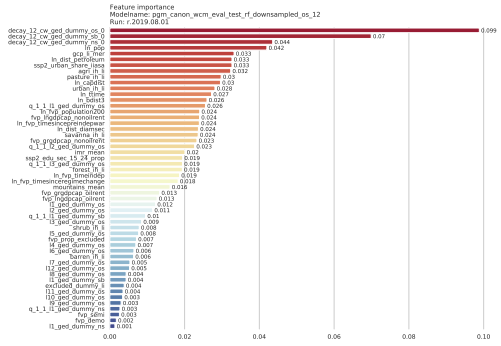

(c) 12 months

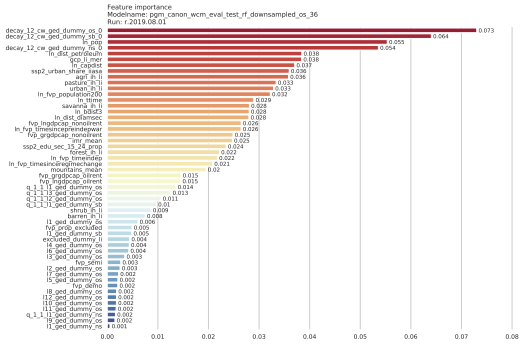

(d) 36 months

4.11 osa_pgm_canon_nocm_logit

4.11.1 sb_fcast

Dep. Variable:	ged_dummy_sb	**No. Observations:**	388399
Model:	Logit	**Df Residuals:**	388359
Method:	MLE	**Df Model:**	39
Date:	Sun, 28 Jul 2019	**Pseudo R-squ.:**	0.4998
Time:	12:37:10	**Log-Likelihood:**	-28112.
converged:	True	**LL-Null:**	-56197.

	coef	std err	z	P>|z|	[0.025	0.975]
l2_ged_dummy_sb	-0.0179	0.053	-0.340	0.734	-0.122	0.086
l3_ged_dummy_sb	0.0627	0.053	1.185	0.236	-0.041	0.166
l4_ged_dummy_sb	0.1563	0.054	2.921	0.003	0.051	0.261
l5_ged_dummy_sb	-0.1085	0.054	-1.996	0.046	-0.215	-0.002
l6_ged_dummy_sb	0.1717	0.054	3.154	0.002	0.065	0.278
l7_ged_dummy_sb	0.1467	0.055	2.668	0.008	0.039	0.255
l8_ged_dummy_sb	0.1941	0.055	3.537	0.000	0.087	0.302
l9_ged_dummy_sb	0.2524	0.056	4.495	0.000	0.142	0.362
l10_ged_dummy_sb	0.2416	0.057	4.234	0.000	0.130	0.353
l11_ged_dummy_sb	0.3514	0.057	6.135	0.000	0.239	0.464
l12_ged_dummy_sb	0.3406	0.058	5.892	0.000	0.227	0.454
q_1_1_l2_ged_dummy_sb	0.2870	0.026	11.121	0.000	0.236	0.338
q_1_1_l3_ged_dummy_sb	0.2049	0.025	8.129	0.000	0.156	0.254
l1_ged_dummy_sb	0.0247	0.054	0.457	0.648	-0.081	0.130
l1_ged_dummy_ns	0.9676	0.188	5.141	0.000	0.599	1.337
l1_ged_dummy_os	0.1542	0.087	1.777	0.075	-0.016	0.324
decay_12_cw_ged_dummy_sb_0	3.8985	0.056	69.368	0.000	3.788	4.009
decay_12_cw_ged_dummy_ns_0	-0.7748	0.089	-8.716	0.000	-0.949	-0.601
decay_12_cw_ged_dummy_os_0	1.1576	0.062	18.611	0.000	1.036	1.279
q_1_1_l1_ged_dummy_sb	0.4330	0.025	17.083	0.000	0.383	0.483
q_1_1_l1_ged_dummy_ns	0.0266	0.071	0.374	0.708	-0.113	0.166
q_1_1_l1_ged_dummy_os	0.2290	0.032	7.198	0.000	0.167	0.291
ln_dist_diamsec	0.2537	0.019	13.153	0.000	0.216	0.291
ln_dist_petroleum	-0.2382	0.019	-12.855	0.000	-0.274	-0.202
agri_ih_li	-0.0027	0.001	-2.272	0.023	-0.005	-0.000
barren_ih_li	-0.0048	0.001	-5.050	0.000	-0.007	-0.003
forest_ih_li	-0.0035	0.001	-3.534	0.000	-0.005	-0.002
mountains_mean	-0.0321	0.045	-0.711	0.477	-0.120	0.056
savanna_ih_li	-0.0058	0.001	-5.966	0.000	-0.008	-0.004
shrub_ih_li	0.0078	0.001	6.876	0.000	0.006	0.010
pasture_ih_li	0.0035	0.001	4.308	0.000	0.002	0.005
urban_ih_li	0.0709	0.013	5.668	0.000	0.046	0.095
ln_bdist3	-0.0732	0.010	-7.212	0.000	-0.093	-0.053
ln_ttime	-0.1506	0.025	-5.972	0.000	-0.200	-0.101
ln_capdist	0.1224	0.017	7.342	0.000	0.090	0.155
ln_pop	0.2257	0.013	17.977	0.000	0.201	0.250
gcp_li_mer	0.0097	0.019	0.497	0.619	-0.028	0.048
imr_mean	0.0007	3.85e-05	18.110	0.000	0.001	0.001
excluded_dummy_li	0.2876	0.026	11.041	0.000	0.237	0.339
Intercept	-7.3051	0.260	-28.130	0.000	-7.814	-6.796

4.11.2 ns_fcast

Dep. Variable:	ged_dummy_ns	**No. Observations:**	380882
Model:	Logit	**Df Residuals:**	380842
Method:	MLE	**Df Model:**	39
Date:	Sun, 28 Jul 2019	**Pseudo R-squ.:**	0.4104
Time:	12:38:01	**Log-Likelihood:**	-14221.
converged:	True	**LL-Null:**	-24122.

	coef	std err	z	P>|z|	[0.025	0.975]
l2_ged_dummy_ns	0.3461	0.097	3.572	0.000	0.156	0.536
l3_ged_dummy_ns	0.0520	0.097	0.534	0.594	-0.139	0.243
l4_ged_dummy_ns	0.3301	0.097	3.397	0.001	0.140	0.521
l5_ged_dummy_ns	0.2748	0.100	2.753	0.006	0.079	0.470
l6_ged_dummy_ns	0.2155	0.101	2.137	0.033	0.018	0.413
l7_ged_dummy_ns	0.2608	0.105	2.483	0.013	0.055	0.467
l8_ged_dummy_ns	0.3442	0.104	3.311	0.001	0.140	0.548
l9_ged_dummy_ns	0.3686	0.106	3.470	0.001	0.160	0.577
l10_ged_dummy_ns	0.3046	0.110	2.769	0.006	0.089	0.520
l11_ged_dummy_ns	0.2760	0.111	2.478	0.013	0.058	0.494
l12_ged_dummy_ns	0.3879	0.114	3.403	0.001	0.165	0.611
q_1_1_l2_ged_dummy_ns	0.4323	0.055	7.916	0.000	0.325	0.539
q_1_1_l3_ged_dummy_ns	0.2143	0.055	3.880	0.000	0.106	0.323
l1_ged_dummy_sb	0.2207	0.146	1.515	0.130	-0.065	0.506
l1_ged_dummy_ns	0.3629	0.095	3.831	0.000	0.177	0.549
l1_ged_dummy_os	0.4786	0.135	3.546	0.000	0.214	0.743
decay_12_cw_ged_dummy_sb_0	0.2099	0.112	1.879	0.060	-0.009	0.429
decay_12_cw_ged_dummy_ns_0	3.7583	0.092	40.883	0.000	3.578	3.938
decay_12_cw_ged_dummy_os_0	0.8255	0.104	7.913	0.000	0.621	1.030
q_1_1_l1_ged_dummy_sb	-0.0785	0.050	-1.560	0.119	-0.177	0.020
q_1_1_l1_ged_dummy_ns	0.7449	0.051	14.595	0.000	0.645	0.845
q_1_1_l1_ged_dummy_os	0.2054	0.049	4.231	0.000	0.110	0.300
ln_dist_diamsec	0.2734	0.030	9.089	0.000	0.214	0.332
ln_dist_petroleum	0.4346	0.039	11.143	0.000	0.358	0.511
agri_ih_li	0.0109	0.002	6.438	0.000	0.008	0.014
barren_ih_li	-0.0007	0.002	-0.462	0.644	-0.004	0.002
forest_ih_li	0.0003	0.002	0.197	0.844	-0.003	0.004
mountains_mean	-0.3968	0.070	-5.672	0.000	-0.534	-0.260
savanna_ih_li	0.0019	0.002	1.228	0.219	-0.001	0.005
shrub_ih_li	0.0188	0.002	10.500	0.000	0.015	0.022
pasture_ih_li	0.0081	0.001	5.919	0.000	0.005	0.011
urban_ih_li	0.0441	0.017	2.611	0.009	0.011	0.077
ln_bdist3	-0.0710	0.015	-4.603	0.000	-0.101	-0.041
ln_ttime	0.1269	0.039	3.269	0.001	0.051	0.203
ln_capdist	0.2564	0.025	10.168	0.000	0.207	0.306
ln_pop	0.3946	0.020	19.499	0.000	0.355	0.434
gcp_li_mer	0.0144	0.029	0.501	0.617	-0.042	0.071
imr_mean	-0.0002	6.21e-05	-2.999	0.003	-0.000	-6.45e-05
excluded_dummy_li	0.1593	0.039	4.079	0.000	0.083	0.236
Intercept	-13.4495	0.420	-32.002	0.000	-14.273	-12.626

4.11.3 os_fcast

Dep. Variable:	ged_dummy_os	**No. Observations:**	384518
Model:	Logit	**Df Residuals:**	384478
Method:	MLE	**Df Model:**	39
Date:	Sun, 28 Jul 2019	**Pseudo R-squ.:**	0.4668
Time:	12:34:43	**Log-Likelihood:**	-21693.
converged:	True	**LL-Null:**	-40682.

	coef	std err	z	P>|z|	[0.025	0.975]
l2_ged_dummy_os	0.0873	0.069	1.267	0.205	-0.048	0.222
l3_ged_dummy_os	0.1668	0.070	2.375	0.018	0.029	0.304
l4_ged_dummy_os	0.1476	0.069	2.126	0.034	0.012	0.284
l5_ged_dummy_os	0.1895	0.071	2.687	0.007	0.051	0.328
l6_ged_dummy_os	0.1817	0.072	2.539	0.011	0.041	0.322
l7_ged_dummy_os	0.0010	0.073	0.014	0.989	-0.143	0.145
l8_ged_dummy_os	0.1950	0.075	2.605	0.009	0.048	0.342
l9_ged_dummy_os	0.0335	0.076	0.442	0.659	-0.115	0.182
l10_ged_dummy_os	0.0754	0.076	0.993	0.321	-0.073	0.224
l11_ged_dummy_os	0.3268	0.077	4.244	0.000	0.176	0.478
l12_ged_dummy_os	0.0112	0.080	0.140	0.888	-0.145	0.167
q_1_1_l2_ged_dummy_os	0.2695	0.032	8.442	0.000	0.207	0.332
q_1_1_l3_ged_dummy_os	0.2111	0.032	6.636	0.000	0.149	0.273
l1_ged_dummy_sb	0.2604	0.079	3.296	0.001	0.106	0.415
l1_ged_dummy_ns	0.7924	0.145	5.470	0.000	0.508	1.076
l1_ged_dummy_os	0.2002	0.070	2.841	0.005	0.062	0.338
decay_12_cw_ged_dummy_sb_0	1.6025	0.065	24.658	0.000	1.475	1.730
decay_12_cw_ged_dummy_ns_0	0.0322	0.086	0.376	0.707	-0.136	0.200
decay_12_cw_ged_dummy_os_0	3.1360	0.072	43.284	0.000	2.994	3.278
q_1_1_l1_ged_dummy_sb	0.1946	0.029	6.610	0.000	0.137	0.252
q_1_1_l1_ged_dummy_ns	0.3247	0.050	6.443	0.000	0.226	0.423
q_1_1_l1_ged_dummy_os	0.4181	0.031	13.404	0.000	0.357	0.479
ln_dist_diamsec	-0.1495	0.021	-7.042	0.000	-0.191	-0.108
ln_dist_petroleum	0.3302	0.026	12.507	0.000	0.278	0.382
agri_ih_li	0.0019	0.001	1.470	0.142	-0.001	0.004
barren_ih_li	-0.0039	0.001	-3.041	0.002	-0.006	-0.001
forest_ih_li	0.0018	0.001	1.711	0.087	-0.000	0.004
mountains_mean	-0.1288	0.054	-2.396	0.017	-0.234	-0.023
savanna_ih_li	0.0058	0.001	5.989	0.000	0.004	0.008
shrub_ih_li	0.0030	0.002	1.753	0.080	-0.000	0.006
pasture_ih_li	0.0012	0.001	1.280	0.201	-0.001	0.003
urban_ih_li	0.0865	0.012	7.024	0.000	0.062	0.111
ln_bdist3	-0.0858	0.012	-7.315	0.000	-0.109	-0.063
ln_ttime	-0.1928	0.031	-6.218	0.000	-0.254	-0.132
ln_capdist	0.1190	0.017	7.074	0.000	0.086	0.152
ln_pop	0.3170	0.016	19.749	0.000	0.286	0.348
gcp_li_mer	0.0315	0.020	1.568	0.117	-0.008	0.071
imr_mean	0.0005	4.88e-05	9.998	0.000	0.000	0.001
excluded_dummy_li	0.4281	0.030	14.199	0.000	0.369	0.487
Intercept	-8.8677	0.325	-27.280	0.000	-9.505	-8.231

4.11.4 sb_eval

Dep. Variable:	ged_dummy_sb	**No. Observations:**	341244
Model:	Logit	**Df Residuals:**	341204
Method:	MLE	**Df Model:**	39
Date:	Sun, 28 Jul 2019	**Pseudo R-squ.:**	0.4877
Time:	12:21:44	**Log-Likelihood:**	-23510.
converged:	True	**LL-Null:**	-45888.

	coef	std err	z	P>|z|	[0.025	0.975]
l2_ged_dummy_sb	-0.0171	0.059	-0.287	0.774	-0.134	0.100
l3_ged_dummy_sb	-0.0020	0.059	-0.033	0.973	-0.118	0.114
l4_ged_dummy_sb	0.1252	0.060	2.083	0.037	0.007	0.243
l5_ged_dummy_sb	0.0564	0.061	0.918	0.359	-0.064	0.177
l6_ged_dummy_sb	0.2402	0.062	3.903	0.000	0.120	0.361
l7_ged_dummy_sb	0.2700	0.062	4.321	0.000	0.148	0.392
l8_ged_dummy_sb	0.2415	0.062	3.888	0.000	0.120	0.363
l9_ged_dummy_sb	0.3318	0.064	5.171	0.000	0.206	0.458
l10_ged_dummy_sb	0.1959	0.064	3.049	0.002	0.070	0.322
l11_ged_dummy_sb	0.3352	0.065	5.138	0.000	0.207	0.463
l12_ged_dummy_sb	0.3013	0.066	4.538	0.000	0.171	0.431
q_1_1_l2_ged_dummy_sb	0.2908	0.029	9.961	0.000	0.234	0.348
q_1_1_l3_ged_dummy_sb	0.2501	0.029	8.750	0.000	0.194	0.306
l1_ged_dummy_sb	0.0828	0.061	1.358	0.175	-0.037	0.202
l1_ged_dummy_ns	0.8355	0.220	3.806	0.000	0.405	1.266
l1_ged_dummy_os	0.2317	0.099	2.342	0.019	0.038	0.426
decay_12_cw_ged_dummy_sb_0	3.9122	0.063	62.095	0.000	3.789	4.036
decay_12_cw_ged_dummy_ns_0	-0.9273	0.100	-9.315	0.000	-1.122	-0.732
decay_12_cw_ged_dummy_os_0	1.0870	0.069	15.669	0.000	0.951	1.223
q_1_1_l1_ged_dummy_sb	0.4053	0.029	13.954	0.000	0.348	0.462
q_1_1_l1_ged_dummy_ns	0.0107	0.087	0.123	0.902	-0.159	0.181
q_1_1_l1_ged_dummy_os	0.2084	0.036	5.862	0.000	0.139	0.278
ln_dist_diamsec	0.1960	0.021	9.367	0.000	0.155	0.237
ln_dist_petroleum	-0.2743	0.020	-13.720	0.000	-0.313	-0.235
agri_ih_li	-0.0030	0.001	-2.306	0.021	-0.006	-0.000
barren_ih_li	-0.0053	0.001	-5.086	0.000	-0.007	-0.003
forest_ih_li	-0.0040	0.001	-3.635	0.000	-0.006	-0.002
mountains_mean	0.0367	0.049	0.749	0.454	-0.059	0.133
savanna_ih_li	-0.0073	0.001	-6.771	0.000	-0.009	-0.005
shrub_ih_li	0.0082	0.001	6.654	0.000	0.006	0.011
pasture_ih_li	0.0037	0.001	4.203	0.000	0.002	0.005
urban_ih_li	0.0803	0.014	5.832	0.000	0.053	0.107
ln_bdist3	-0.0750	0.011	-6.716	0.000	-0.097	-0.053
ln_ttime	-0.1158	0.028	-4.132	0.000	-0.171	-0.061
ln_capdist	0.1070	0.018	5.815	0.000	0.071	0.143
ln_pop	0.2415	0.014	17.209	0.000	0.214	0.269
gcp_li_mer	-0.0042	0.022	-0.188	0.851	-0.048	0.039
imr_mean	0.0007	4.23e-05	16.301	0.000	0.001	0.001
excluded_dummy_li	0.3428	0.029	11.840	0.000	0.286	0.400
Intercept	-7.4368	0.289	-25.704	0.000	-8.004	-6.870

4.11.5 ns_eval

Dep. Variable:	ged_dummy_ns	**No. Observations:**	335019
Model:	Logit	**Df Residuals:**	334979
Method:	MLE	**Df Model:**	39
Date:	Sun, 28 Jul 2019	**Pseudo R-squ.:**	0.4256
Time:	12:13:11	**Log-Likelihood:**	-10628.
converged:	True	**LL-Null:**	-18503.

	coef	std err	z	P>|z|	[0.025	0.975]
l2_ged_dummy_ns	0.2645	0.111	2.393	0.017	0.048	0.481
l3_ged_dummy_ns	0.1561	0.114	1.366	0.172	-0.068	0.380
l4_ged_dummy_ns	0.4715	0.115	4.093	0.000	0.246	0.697
l5_ged_dummy_ns	0.2502	0.119	2.097	0.036	0.016	0.484
l6_ged_dummy_ns	0.3378	0.124	2.729	0.006	0.095	0.580
l7_ged_dummy_ns	0.2524	0.127	1.992	0.046	0.004	0.501
l8_ged_dummy_ns	0.4203	0.123	3.411	0.001	0.179	0.662
l9_ged_dummy_ns	0.3409	0.126	2.701	0.007	0.094	0.588
l10_ged_dummy_ns	0.2090	0.131	1.593	0.111	-0.048	0.466
l11_ged_dummy_ns	0.3666	0.133	2.761	0.006	0.106	0.627
l12_ged_dummy_ns	0.3508	0.132	2.652	0.008	0.091	0.610
q_1_1_l2_ged_dummy_ns	0.4197	0.065	6.436	0.000	0.292	0.547
q_1_1_l3_ged_dummy_ns	0.2561	0.065	3.939	0.000	0.129	0.383
l1_ged_dummy_sb	0.5014	0.181	2.768	0.006	0.146	0.856
l1_ged_dummy_ns	0.5196	0.113	4.587	0.000	0.298	0.742
l1_ged_dummy_os	0.6432	0.162	3.983	0.000	0.327	0.960
decay_12_cw_ged_dummy_sb_0	-0.0727	0.133	-0.547	0.584	-0.333	0.188
decay_12_cw_ged_dummy_ns_0	3.6902	0.109	33.821	0.000	3.476	3.904
decay_12_cw_ged_dummy_os_0	0.6994	0.126	5.573	0.000	0.453	0.945
q_1_1_l1_ged_dummy_sb	-0.1500	0.071	-2.101	0.036	-0.290	-0.010
q_1_1_l1_ged_dummy_ns	0.6165	0.062	9.911	0.000	0.495	0.738
q_1_1_l1_ged_dummy_os	0.3022	0.059	5.130	0.000	0.187	0.418
ln_dist_diamsec	0.3313	0.035	9.379	0.000	0.262	0.401
ln_dist_petroleum	0.7284	0.050	14.532	0.000	0.630	0.827
agri_ih_li	0.0126	0.002	6.196	0.000	0.009	0.017
barren_ih_li	0.0007	0.002	0.350	0.727	-0.003	0.004
forest_ih_li	0.0039	0.002	2.045	0.041	0.000	0.008
mountains_mean	-0.3149	0.080	-3.918	0.000	-0.472	-0.157
savanna_ih_li	0.0021	0.002	1.133	0.257	-0.002	0.006
shrub_ih_li	0.0235	0.002	11.197	0.000	0.019	0.028
pasture_ih_li	0.0117	0.002	7.190	0.000	0.008	0.015
urban_ih_li	0.0589	0.019	3.089	0.002	0.022	0.096
ln_bdist3	-0.0956	0.018	-5.434	0.000	-0.130	-0.061
ln_ttime	0.1590	0.045	3.514	0.000	0.070	0.248
ln_capdist	0.2413	0.029	8.451	0.000	0.185	0.297
ln_pop	0.4402	0.024	18.167	0.000	0.393	0.488
gcp_li_mer	0.0928	0.032	2.901	0.004	0.030	0.156
imr_mean	-0.0001	7.29e-05	-1.697	0.090	-0.000	1.92e-05
excluded_dummy_li	0.2838	0.046	6.232	0.000	0.195	0.373
Intercept	-15.2900	0.504	-30.353	0.000	-16.277	-14.303

4.11.6 os_eval

Dep. Variable:	ged_dummy_os	**No. Observations:**	338124
Model:	Logit	**Df Residuals:**	338084
Method:	MLE	**Df Model:**	39
Date:	Sun, 28 Jul 2019	**Pseudo R-squ.:**	0.4612
Time:	12:21:38	**Log-Likelihood:**	-17823.
converged:	True	**LL-Null:**	-33077.

	coef	std err	z	P>|z|	[0.025	0.975]
l2_ged_dummy_os	0.1267	0.077	1.640	0.101	-0.025	0.278
l3_ged_dummy_os	0.1562	0.078	1.998	0.046	0.003	0.309
l4_ged_dummy_os	0.0931	0.079	1.184	0.236	-0.061	0.247
l5_ged_dummy_os	0.1483	0.078	1.909	0.056	-0.004	0.300
l6_ged_dummy_os	0.1907	0.081	2.362	0.018	0.032	0.349
l7_ged_dummy_os	-0.0219	0.082	-0.268	0.788	-0.182	0.138
l8_ged_dummy_os	0.1535	0.084	1.826	0.068	-0.011	0.318
l9_ged_dummy_os	0.2421	0.086	2.827	0.005	0.074	0.410
l10_ged_dummy_os	0.1662	0.086	1.932	0.053	-0.002	0.335
l11_ged_dummy_os	0.2128	0.085	2.514	0.012	0.047	0.379
l12_ged_dummy_os	0.0412	0.089	0.464	0.643	-0.133	0.215
q_1_1_l2_ged_dummy_os	0.3004	0.036	8.275	0.000	0.229	0.372
q_1_1_l3_ged_dummy_os	0.1844	0.036	5.186	0.000	0.115	0.254
l1_ged_dummy_sb	0.3691	0.090	4.082	0.000	0.192	0.546
l1_ged_dummy_ns	1.0478	0.166	6.324	0.000	0.723	1.373
l1_ged_dummy_os	0.1851	0.079	2.353	0.019	0.031	0.339
decay_12_cw_ged_dummy_sb_0	1.6111	0.074	21.888	0.000	1.467	1.755
decay_12_cw_ged_dummy_ns_0	-0.1496	0.096	-1.566	0.117	-0.337	0.038
decay_12_cw_ged_dummy_os_0	3.1810	0.082	38.946	0.000	3.021	3.341
q_1_1_l1_ged_dummy_sb	0.1981	0.034	5.777	0.000	0.131	0.265
q_1_1_l1_ged_dummy_ns	0.2494	0.059	4.239	0.000	0.134	0.365
q_1_1_l1_ged_dummy_os	0.4046	0.035	11.719	0.000	0.337	0.472
ln_dist_diamsec	-0.2301	0.023	-9.878	0.000	-0.276	-0.184
ln_dist_petroleum	0.2911	0.028	10.228	0.000	0.235	0.347
agri_ih_li	0.0042	0.001	2.849	0.004	0.001	0.007
barren_ih_li	-0.0022	0.001	-1.563	0.118	-0.005	0.001
forest_ih_li	0.0042	0.001	3.685	0.000	0.002	0.007
mountains_mean	-0.0825	0.059	-1.389	0.165	-0.199	0.034
savanna_ih_li	0.0067	0.001	6.103	0.000	0.005	0.009
shrub_ih_li	0.0039	0.002	2.018	0.044	0.000	0.008
pasture_ih_li	0.0033	0.001	3.052	0.002	0.001	0.005
urban_ih_li	0.1027	0.013	7.686	0.000	0.077	0.129
ln_bdist3	-0.0951	0.013	-7.338	0.000	-0.121	-0.070
ln_ttime	-0.2415	0.035	-6.963	0.000	-0.309	-0.173
ln_capdist	0.1696	0.019	9.108	0.000	0.133	0.206
ln_pop	0.3112	0.018	17.396	0.000	0.276	0.346
gcp_li_mer	0.0139	0.022	0.631	0.528	-0.029	0.057
imr_mean	0.0004	5.37e-05	7.703	0.000	0.000	0.001
excluded_dummy_li	0.4737	0.034	14.066	0.000	0.408	0.540
Intercept	-8.7626	0.363	-24.136	0.000	-9.474	-8.051

4.12 osa_pgm_canon_nocm_rf

4.12.1 sb_fcast

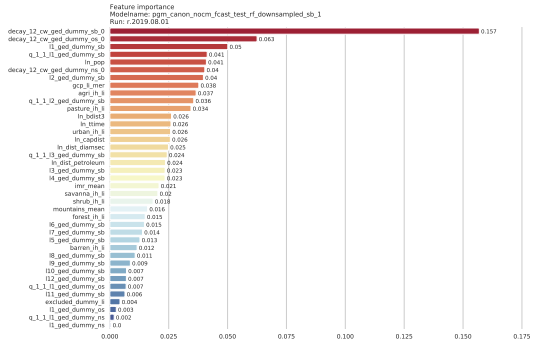

(a) 1 month

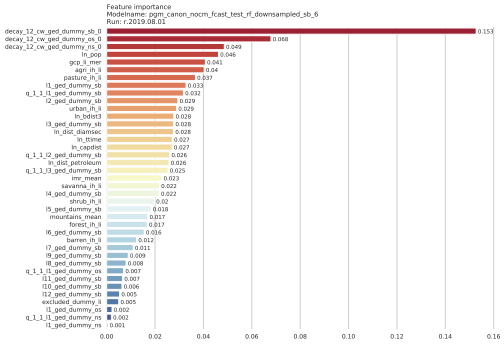

(b) 6 months

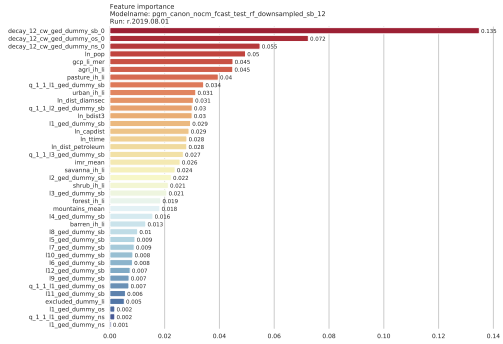

(c) 12 months

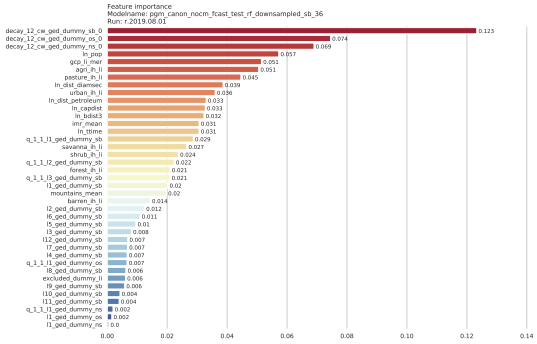

(d) 36 months

4.12.2 ns_fcast

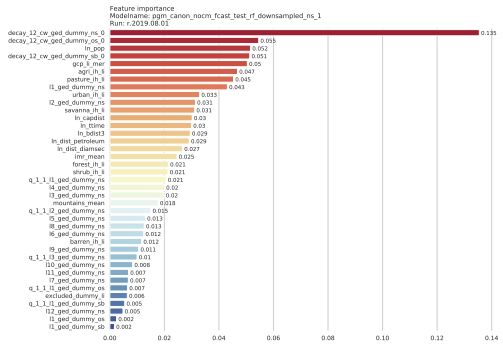

(a) 1 month

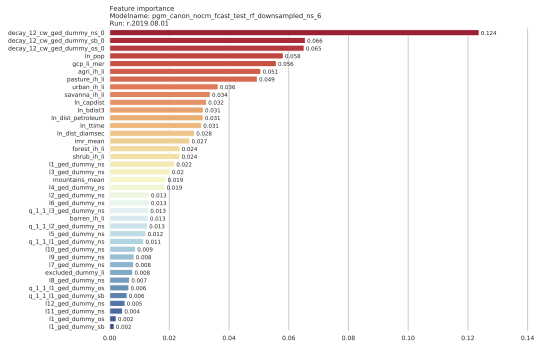

(b) 6 months

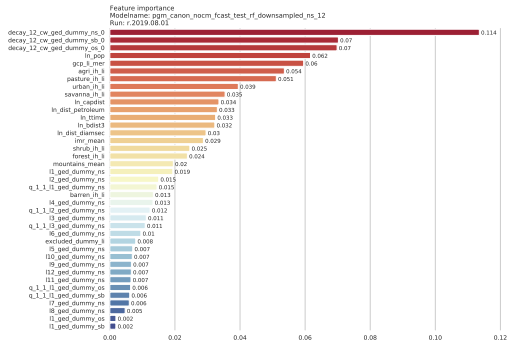

(c) 12 months

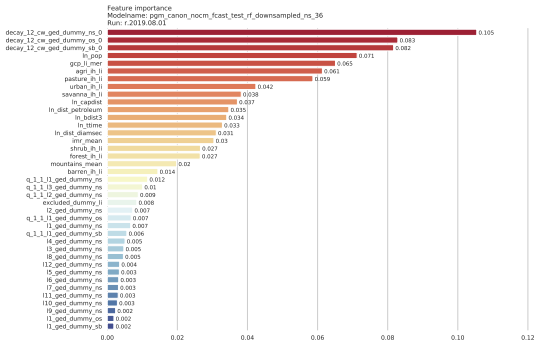

(d) 36 months

4.12.3 os_fcast

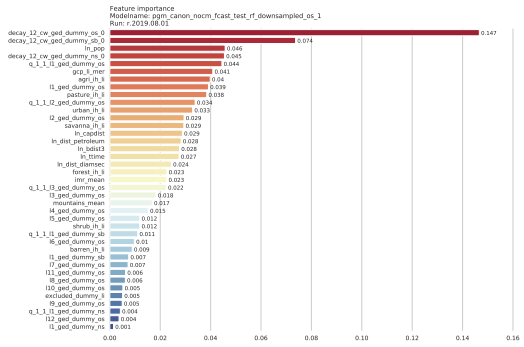

(a) 1 month

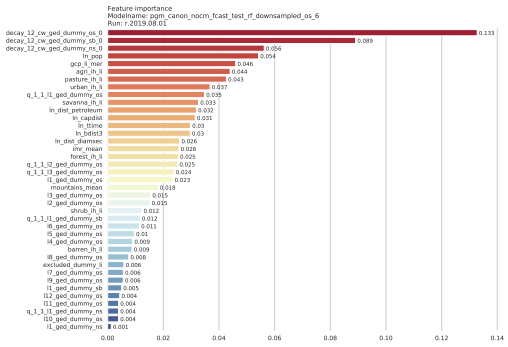

(b) 6 months

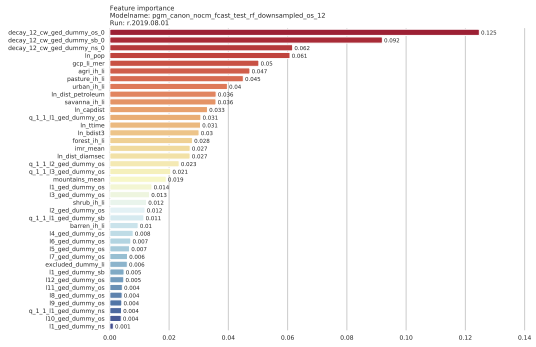

(c) 12 months

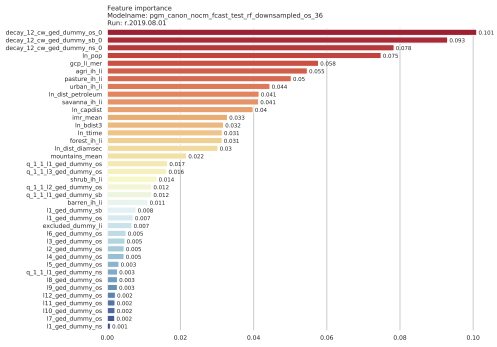

(d) 36 months

4.12.4 sb_eval

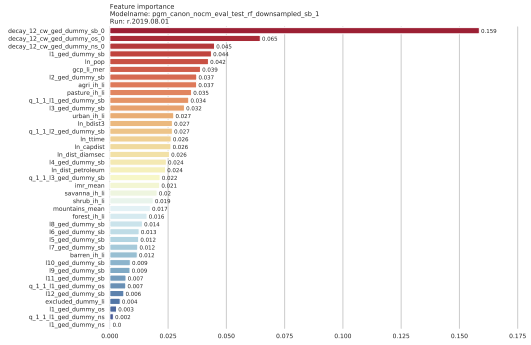

(a) 1 month

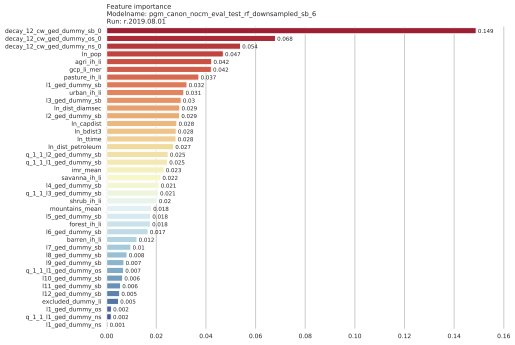

(b) 6 months

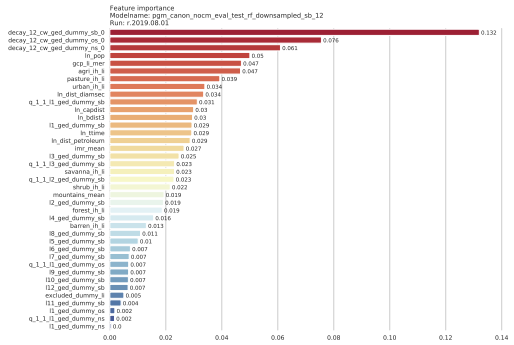

(c) 12 months

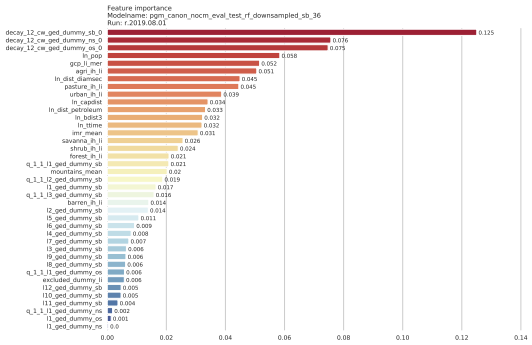

(d) 36 months

4.12.5 ns_eval

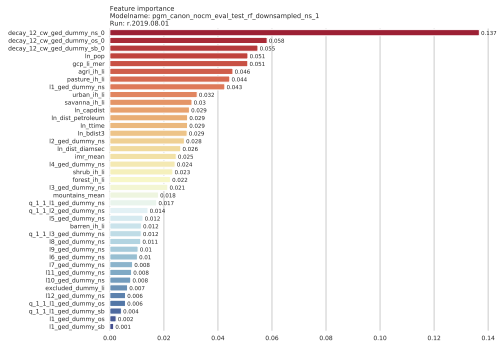

(a) 1 month

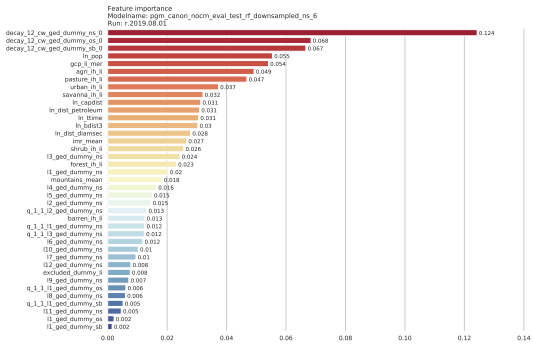

(b) 6 months

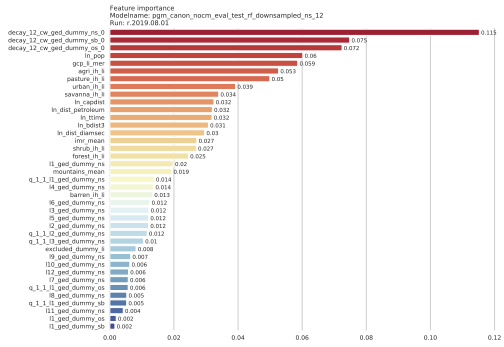

(c) 12 months

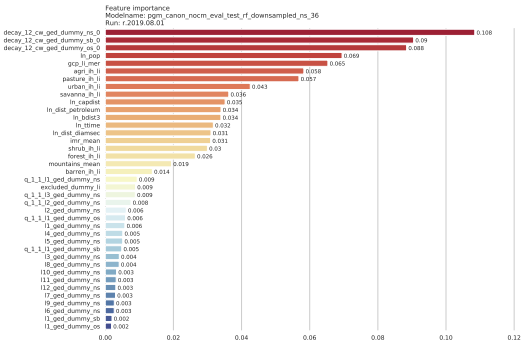

(d) 36 months

4.12.6 os_eval

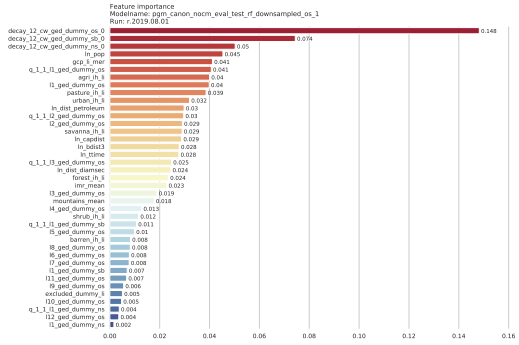

(a) 1 month

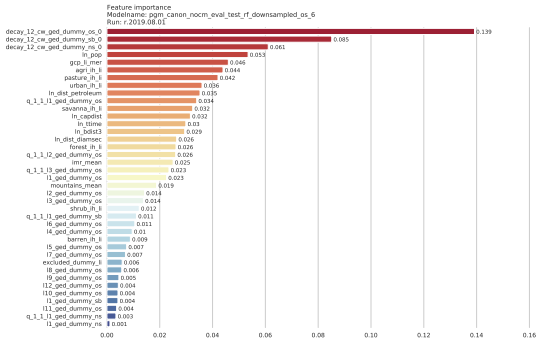

(b) 6 months

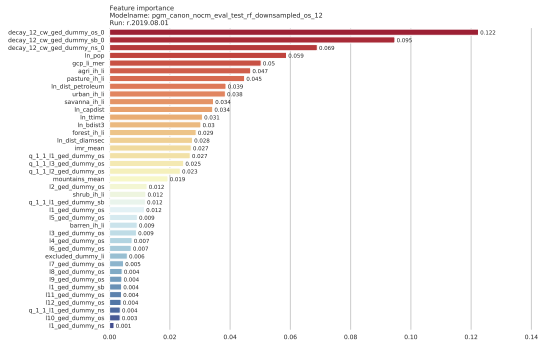

(c) 12 months

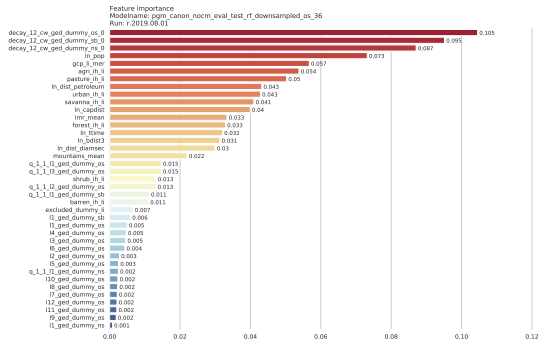

(d) 36 months

4.13 osa_pgm_acled_wcm_logit

4.13.1 sb_fcast

Dep. Variable:	ged_dummy_sb	**No. Observations:**	296587
Model:	Logit	**Df Residuals:**	296531
Method:	MLE	**Df Model:**	55
Date:	Sun, 28 Jul 2019	**Pseudo R-squ.:**	0.5172
Time:	13:56:51	**Log-Likelihood:**	-21783.
converged:	True	**LL-Null:**	-45121.

	coef	std err	z	P>|z|	[0.025	0.975]
l2_ged_dummy_sb	-0.1744	0.057	-3.036	0.002	-0.287	-0.062
l3_ged_dummy_sb	-0.0282	0.058	-0.488	0.626	-0.142	0.085
l4_ged_dummy_sb	-0.0079	0.058	-0.136	0.891	-0.122	0.106
l5_ged_dummy_sb	-0.0682	0.059	-1.154	0.249	-0.184	0.048
l6_ged_dummy_sb	0.1416	0.059	2.405	0.016	0.026	0.257
l7_ged_dummy_sb	0.1586	0.059	2.666	0.008	0.042	0.275
l8_ged_dummy_sb	0.1884	0.060	3.166	0.002	0.072	0.305
l9_ged_dummy_sb	0.1115	0.061	1.823	0.068	-0.008	0.231
l10_ged_dummy_sb	0.1796	0.061	2.942	0.003	0.060	0.299
l11_ged_dummy_sb	0.3866	0.062	6.194	0.000	0.264	0.509
l12_ged_dummy_sb	0.1636	0.063	2.605	0.009	0.041	0.287
q_1_1_l2_ged_dummy_sb	0.2224	0.027	8.141	0.000	0.169	0.276
q_1_1_l3_ged_dummy_sb	0.1155	0.027	4.288	0.000	0.063	0.168
l1_ged_dummy_sb	-0.0286	0.059	-0.487	0.626	-0.144	0.086
l1_ged_dummy_ns	-0.3649	0.197	-1.853	0.064	-0.751	0.021
l1_ged_dummy_os	-0.1885	0.089	-2.125	0.034	-0.362	-0.015
l1_acled_dummy_pr	0.1304	0.094	1.380	0.168	-0.055	0.316
decay_12_cw_ged_dummy_sb_0	3.7701	0.060	63.090	0.000	3.653	3.887
decay_12_cw_ged_dummy_ns_0	0.4831	0.104	4.624	0.000	0.278	0.688
decay_12_cw_ged_dummy_os_0	1.4372	0.066	21.920	0.000	1.309	1.566
decay_12_cw_acled_dummy_pr_0	0.4687	0.069	6.823	0.000	0.334	0.603
q_1_1_l1_ged_dummy_sb	0.3867	0.027	14.336	0.000	0.334	0.440
q_1_1_l1_ged_dummy_ns	-0.0030	0.076	-0.039	0.969	-0.151	0.145
q_1_1_l1_ged_dummy_os	0.2093	0.034	6.246	0.000	0.144	0.275
q_1_1_l1_acled_dummy_pr	-0.1140	0.033	-3.410	0.001	-0.179	-0.048
ln_dist_diamsec	0.3382	0.025	13.654	0.000	0.290	0.387
ln_dist_petroleum	-0.0623	0.027	-2.284	0.022	-0.116	-0.009
agri_ih_li	-0.0036	0.001	-2.569	0.010	-0.006	-0.001
barren_ih_li	-0.0056	0.001	-5.026	0.000	-0.008	-0.003
forest_ih_li	-0.0019	0.001	-1.603	0.109	-0.004	0.000
mountains_mean	-0.1584	0.054	-2.925	0.003	-0.265	-0.052
savanna_ih_li	-0.0016	0.001	-1.391	0.164	-0.004	0.001
shrub_ih_li	0.0121	0.001	9.008	0.000	0.009	0.015
pasture_ih_li	0.0018	0.001	1.887	0.059	-6.95e-05	0.004
urban_ih_li	0.0424	0.015	2.799	0.005	0.013	0.072
ln_bdist3	-0.0994	0.012	-8.147	0.000	-0.123	-0.075
ln_ttime	-0.1519	0.029	-5.259	0.000	-0.209	-0.095
ln_capdist	0.0799	0.022	3.660	0.000	0.037	0.123
ln_pop	0.1744	0.016	11.113	0.000	0.144	0.205
gcp_li_mer	0.1017	0.021	4.870	0.000	0.061	0.143
imr_mean	0.0006	5.82e-05	10.418	0.000	0.000	0.001
excluded_dummy_li	0.1218	0.032	3.805	0.000	0.059	0.185
fvp_lngdpcap_nonoilrent	-0.1422	0.033	-4.274	0.000	-0.207	-0.077
fvp_lngdpcap_oilrent	0.0828	0.008	10.773	0.000	0.068	0.098
fvp_grgdpcap_oilrent	-0.1376	0.033	-4.164	0.000	-0.202	-0.073
fvp_grgdpcap_nonoilrent	-0.3895	0.101	-3.871	0.000	-0.587	-0.192
ln_fvp_timeindep	0.1203	0.050	2.430	0.015	0.023	0.217
ln_fvp_timesincepreindepwar	-0.0641	0.040	-1.613	0.107	-0.142	0.014
ln_fvp_timesinceregimechange	-0.1240	0.016	-7.757	0.000	-0.155	-0.093
fvp_demo	-0.6319	0.056	-11.371	0.000	-0.741	-0.523
fvp_semi	-0.3085	0.046	-6.734	0.000	-0.398	-0.219
fvp_prop_excluded	0.2372	0.065	3.660	0.000	0.110	0.364
ln_fvp_population200	0.0425	0.020	2.127	0.033	0.003	0.082
ssp2_edu_sec_15_24_prop	-0.1274	0.121	-1.050	0.294	-0.365	0.110
ssp2_urban_share_iiasa	-0.0012	0.002	-0.778	0.437	-0.004	0.002
Intercept	-5.7569	0.430	-13.400	0.000	-6.599	-4.915

4.13.2 ns_fcast

Dep. Variable:	ged_dummy_ns	**No. Observations:**	290312
Model:	Logit	**Df Residuals:**	290256
Method:	MLE	**Df Model:**	55
Date:	Sun, 28 Jul 2019	**Pseudo R-squ.:**	0.3960
Time:	11:47:46	**Log-Likelihood:**	-11297.
converged:	True	**LL-Null:**	-18704.

	coef	std err	z	P>|z|	[0.025	0.975]
l2_ged_dummy_ns	0.0564	0.105	0.538	0.591	-0.149	0.262
l3_ged_dummy_ns	-0.1954	0.106	-1.848	0.065	-0.403	0.012
l4_ged_dummy_ns	0.2599	0.107	2.433	0.015	0.051	0.469
l5_ged_dummy_ns	0.0498	0.108	0.461	0.645	-0.162	0.262
l6_ged_dummy_ns	-0.0076	0.109	-0.069	0.945	-0.221	0.206
l7_ged_dummy_ns	-0.0319	0.113	-0.282	0.778	-0.254	0.190
l8_ged_dummy_ns	0.2897	0.111	2.606	0.009	0.072	0.507
l9_ged_dummy_ns	0.3283	0.114	2.873	0.004	0.104	0.552
l10_ged_dummy_ns	0.2495	0.119	2.099	0.036	0.017	0.483
l11_ged_dummy_ns	0.3906	0.120	3.246	0.001	0.155	0.626
l12_ged_dummy_ns	0.2090	0.118	1.773	0.076	-0.022	0.440
q_1_1_l2_ged_dummy_ns	0.4800	0.060	7.989	0.000	0.362	0.598
q_1_1_l3_ged_dummy_ns	0.2328	0.063	3.723	0.000	0.110	0.355
l1_ged_dummy_sb	-0.2290	0.148	-1.548	0.122	-0.519	0.061
l1_ged_dummy_ns	0.0228	0.104	0.220	0.826	-0.180	0.226
l1_ged_dummy_os	0.1355	0.138	0.978	0.328	-0.136	0.407
l1_acled_dummy_pr	-0.1153	0.108	-1.073	0.283	-0.326	0.095
decay_12_cw_ged_dummy_sb_0	0.7602	0.109	6.978	0.000	0.547	0.974
decay_12_cw_ged_dummy_ns_0	3.9716	0.099	40.053	0.000	3.777	4.166
decay_12_cw_ged_dummy_os_0	1.0770	0.108	9.986	0.000	0.866	1.288
decay_12_cw_acled_dummy_pr_0	0.8955	0.088	10.146	0.000	0.722	1.068
q_1_1_l1_ged_dummy_sb	-0.2298	0.053	-4.357	0.000	-0.333	-0.126
q_1_1_l1_ged_dummy_ns	0.6506	0.056	11.635	0.000	0.541	0.760
q_1_1_l1_ged_dummy_os	0.1542	0.055	2.823	0.005	0.047	0.261
q_1_1_l1_acled_dummy_pr	0.1112	0.035	3.177	0.001	0.043	0.180
ln_dist_diamsec	0.4489	0.040	11.179	0.000	0.370	0.528
ln_dist_petroleum	0.5574	0.052	10.644	0.000	0.455	0.660
agri_ih_li	0.0078	0.002	3.749	0.000	0.004	0.012
barren_ih_li	-0.0048	0.002	-2.590	0.010	-0.008	-0.001
forest_ih_li	-0.0036	0.002	-1.798	0.072	-0.007	0.000
mountains_mean	-0.2570	0.085	-3.024	0.002	-0.424	-0.090
savanna_ih_li	0.0078	0.002	4.339	0.000	0.004	0.011
shrub_ih_li	0.0214	0.002	10.151	0.000	0.017	0.025
pasture_ih_li	0.0053	0.002	3.227	0.001	0.002	0.009
urban_ih_li	0.0390	0.019	2.000	0.045	0.001	0.077
ln_bdist3	-0.0574	0.018	-3.131	0.002	-0.093	-0.021
ln_ttime	0.0951	0.044	2.137	0.033	0.008	0.182
ln_capdist	0.1529	0.032	4.741	0.000	0.090	0.216
ln_pop	0.1920	0.024	8.096	0.000	0.146	0.239
gcp_li_mer	0.0613	0.030	2.070	0.038	0.003	0.119
imr_mean	-0.0002	8.89e-05	-1.991	0.046	-0.000	-2.8e-06
excluded_dummy_li	0.1473	0.046	3.170	0.002	0.056	0.238
fvp_lngdpcap_nonoilrent	-0.2039	0.047	-4.363	0.000	-0.295	-0.112
fvp_lngdpcap_oilrent	0.1239	0.011	11.072	0.000	0.102	0.146
fvp_grgdpcap_oilrent	-0.2337	0.049	-4.729	0.000	-0.331	-0.137
fvp_grgdpcap_nonoilrent	-0.3773	0.134	-2.810	0.005	-0.640	-0.114
ln_fvp_timeindep	-0.2826	0.076	-3.736	0.000	-0.431	-0.134
ln_fvp_timesincepreindepwar	0.4718	0.064	7.366	0.000	0.346	0.597
ln_fvp_timesinceregimechange	-0.1660	0.022	-7.602	0.000	-0.209	-0.123
fvp_demo	-0.4857	0.077	-6.273	0.000	-0.637	-0.334
fvp_semi	-0.1903	0.069	-2.741	0.006	-0.326	-0.054
fvp_prop_excluded	-1.0031	0.116	-8.669	0.000	-1.230	-0.776
ln_fvp_population200	0.0112	0.029	0.386	0.699	-0.046	0.068
ssp2_edu_sec_15_24_prop	0.9869	0.164	6.036	0.000	0.666	1.307
ssp2_urban_share_iiasa	-0.0037	0.002	-1.654	0.098	-0.008	0.001
Intercept	-10.2351	0.640	-15.989	0.000	-11.490	-8.980

4.13.3 os_fcast

Dep. Variable:	ged_dummy_os	**No. Observations:**	293309
Model:	Logit	**Df Residuals:**	293253
Method:	MLE	**Df Model:**	55
Date:	Sun, 28 Jul 2019	**Pseudo R-squ.:**	0.4921
Time:	11:46:33	**Log-Likelihood:**	-16370.
converged:	True	**LL-Null:**	-32228.

	coef	std err	z	P>|z|	[0.025	0.975]
l2_ged_dummy_os	0.0119	0.076	0.157	0.875	-0.136	0.160
l3_ged_dummy_os	0.0002	0.076	0.003	0.997	-0.149	0.149
l4_ged_dummy_os	0.1316	0.078	1.696	0.090	-0.021	0.284
l5_ged_dummy_os	0.1133	0.077	1.472	0.141	-0.038	0.264
l6_ged_dummy_os	0.2430	0.078	3.107	0.002	0.090	0.396
l7_ged_dummy_os	0.0263	0.081	0.326	0.745	-0.132	0.185
l8_ged_dummy_os	0.1277	0.082	1.559	0.119	-0.033	0.288
l9_ged_dummy_os	-0.0318	0.082	-0.388	0.698	-0.193	0.129
l10_ged_dummy_os	0.1764	0.082	2.141	0.032	0.015	0.338
l11_ged_dummy_os	0.1945	0.082	2.367	0.018	0.033	0.356
l12_ged_dummy_os	-0.1146	0.086	-1.329	0.184	-0.283	0.054
q_1_1_l2_ged_dummy_os	0.2863	0.035	8.285	0.000	0.219	0.354
q_1_1_l3_ged_dummy_os	0.1301	0.034	3.797	0.000	0.063	0.197
l1_ged_dummy_sb	-0.0139	0.082	-0.170	0.865	-0.175	0.147
l1_ged_dummy_ns	-0.0801	0.170	-0.472	0.637	-0.413	0.252
l1_ged_dummy_os	0.1744	0.078	2.248	0.025	0.022	0.327
l1_acled_dummy_pr	0.0908	0.092	0.986	0.324	-0.090	0.271
decay_12_cw_ged_dummy_sb_0	1.7958	0.069	25.883	0.000	1.660	1.932
decay_12_cw_ged_dummy_ns_0	0.8871	0.099	8.941	0.000	0.693	1.082
decay_12_cw_ged_dummy_os_0	2.8920	0.078	37.237	0.000	2.740	3.044
decay_12_cw_acled_dummy_pr_0	0.9793	0.072	13.567	0.000	0.838	1.121
q_1_1_l1_ged_dummy_sb	0.1461	0.031	4.767	0.000	0.086	0.206
q_1_1_l1_ged_dummy_ns	0.2623	0.066	3.965	0.000	0.133	0.392
q_1_1_l1_ged_dummy_os	0.4094	0.034	11.982	0.000	0.342	0.476
q_1_1_l1_acled_dummy_pr	0.0155	0.032	0.488	0.626	-0.047	0.078
ln_dist_diamsec	-0.0324	0.028	-1.167	0.243	-0.087	0.022
ln_dist_petroleum	0.3354	0.036	9.304	0.000	0.265	0.406
agri_ih_li	0.0035	0.002	2.254	0.024	0.000	0.007
barren_ih_li	-0.0087	0.001	-5.818	0.000	-0.012	-0.006
forest_ih_li	0.0016	0.001	1.326	0.185	-0.001	0.004
mountains_mean	-0.2708	0.067	-4.050	0.000	-0.402	-0.140
savanna_ih_li	0.0102	0.001	8.904	0.000	0.008	0.012
shrub_ih_li	0.0039	0.002	1.897	0.058	-0.000	0.008
pasture_ih_li	-0.0032	0.001	-2.749	0.006	-0.005	-0.001
urban_ih_li	0.0397	0.015	2.615	0.009	0.010	0.070
ln_bdist3	-0.0951	0.014	-6.666	0.000	-0.123	-0.067
ln_ttime	-0.1928	0.036	-5.342	0.000	-0.264	-0.122
ln_capdist	0.1506	0.024	6.218	0.000	0.103	0.198
ln_pop	0.2088	0.020	10.342	0.000	0.169	0.248
gcp_li_mer	0.1334	0.022	6.187	0.000	0.091	0.176
imr_mean	0.0003	6.84e-05	4.646	0.000	0.000	0.000
excluded_dummy_li	0.1482	0.038	3.941	0.000	0.074	0.222
fvp_lngdpcap_nonoilrent	-0.3214	0.038	-8.465	0.000	-0.396	-0.247
fvp_lngdpcap_oilrent	0.0837	0.009	8.832	0.000	0.065	0.102
fvp_grgdpcap_oilrent	-0.1819	0.040	-4.551	0.000	-0.260	-0.104
fvp_grgdpcap_nonoilrent	-0.2878	0.108	-2.675	0.007	-0.499	-0.077
ln_fvp_timeindep	-0.0617	0.058	-1.055	0.291	-0.176	0.053
ln_fvp_timesincepreindepwar	0.0899	0.047	1.920	0.055	-0.002	0.182
ln_fvp_timesinceregimechange	-0.1101	0.018	-6.000	0.000	-0.146	-0.074
fvp_demo	-0.9357	0.065	-14.404	0.000	-1.063	-0.808
fvp_semi	-0.3365	0.054	-6.274	0.000	-0.442	-0.231
fvp_prop_excluded	0.1888	0.073	2.586	0.010	0.046	0.332
ln_fvp_population200	0.0234	0.025	0.951	0.342	-0.025	0.072
ssp2_edu_sec_15_24_prop	0.0591	0.138	0.428	0.669	-0.211	0.329
ssp2_urban_share_iiasa	0.0003	0.002	0.179	0.858	-0.003	0.004
Intercept	-5.1136	0.506	-10.112	0.000	-6.105	-4.122

4.13.4 pr_fcast

Dep. Variable:	acled_dummy_pr	**No. Observations:**	309707
Model:	Logit	**Df Residuals:**	309651
Method:	MLE	**Df Model:**	55
Date:	Sun, 28 Jul 2019	**Pseudo R-squ.:**	0.5668
Time:	11:53:40	**Log-Likelihood:**	-37630.
converged:	True	**LL-Null:**	-86872.

	coef	std err	z	P>|z|	[0.025	0.975]
l2_acled_dummy_pr	0.0416	0.039	1.054	0.292	-0.036	0.119
l3_acled_dummy_pr	0.1249	0.039	3.184	0.001	0.048	0.202
l4_acled_dummy_pr	0.1375	0.040	3.467	0.001	0.060	0.215
l5_acled_dummy_pr	0.1561	0.040	3.929	0.000	0.078	0.234
l6_acled_dummy_pr	0.1809	0.040	4.565	0.000	0.103	0.259
l7_acled_dummy_pr	0.2363	0.040	5.922	0.000	0.158	0.315
l8_acled_dummy_pr	0.2323	0.041	5.711	0.000	0.153	0.312
l9_acled_dummy_pr	0.2490	0.041	6.067	0.000	0.169	0.329
l10_acled_dummy_pr	0.2940	0.041	7.176	0.000	0.214	0.374
l11_acled_dummy_pr	0.4079	0.041	9.990	0.000	0.328	0.488
l12_acled_dummy_pr	0.3545	0.042	8.514	0.000	0.273	0.436
q_1_1_l2_acled_dummy_pr	0.1112	0.019	5.927	0.000	0.074	0.148
q_1_1_l3_acled_dummy_pr	0.0181	0.018	0.992	0.321	-0.018	0.054
l1_ged_dummy_sb	-0.2979	0.100	-2.986	0.003	-0.493	-0.102
l1_ged_dummy_ns	-0.1918	0.150	-1.275	0.202	-0.487	0.103
l1_ged_dummy_os	0.0120	0.114	0.106	0.916	-0.211	0.235
l1_acled_dummy_pr	0.0251	0.040	0.631	0.528	-0.053	0.103
decay_12_cw_ged_dummy_sb_0	0.6493	0.068	9.500	0.000	0.515	0.783
decay_12_cw_ged_dummy_ns_0	0.6890	0.082	8.358	0.000	0.527	0.851
decay_12_cw_ged_dummy_os_0	0.5299	0.073	7.239	0.000	0.386	0.673
decay_12_cw_acled_dummy_pr_0	3.1943	0.042	76.841	0.000	3.113	3.276
q_1_1_l1_ged_dummy_sb	-0.1599	0.036	-4.465	0.000	-0.230	-0.090
q_1_1_l1_ged_dummy_ns	-0.0383	0.057	-0.677	0.499	-0.149	0.073
q_1_1_l1_ged_dummy_os	-0.0550	0.041	-1.343	0.179	-0.135	0.025
q_1_1_l1_acled_dummy_pr	0.1807	0.018	10.188	0.000	0.146	0.215
ln_dist_diamsec	0.1591	0.016	9.693	0.000	0.127	0.191
ln_dist_petroleum	0.1278	0.021	6.072	0.000	0.087	0.169
agri_ih_li	0.0017	0.001	2.016	0.044	4.72e-05	0.003
barren_ih_li	0.0018	0.001	2.270	0.023	0.000	0.003
forest_ih_li	0.0012	0.001	1.426	0.154	-0.000	0.003
mountains_mean	0.0252	0.038	0.664	0.507	-0.049	0.100
savanna_ih_li	0.0026	0.001	3.131	0.002	0.001	0.004
shrub_ih_li	0.0064	0.001	5.590	0.000	0.004	0.009
pasture_ih_li	0.0038	0.001	5.290	0.000	0.002	0.005
urban_ih_li	0.0864	0.009	10.108	0.000	0.070	0.103
ln_bdist3	-0.0698	0.009	-7.801	0.000	-0.087	-0.052
ln_ttime	-0.4992	0.020	-24.686	0.000	-0.539	-0.460
ln_capdist	-0.0398	0.014	-2.916	0.004	-0.067	-0.013
ln_pop	0.3176	0.011	29.459	0.000	0.296	0.339
gcp_li_mer	-0.1240	0.012	-10.084	0.000	-0.148	-0.100
imr_mean	0.0003	4.37e-05	7.274	0.000	0.000	0.000
excluded_dummy_li	0.0454	0.024	1.858	0.063	-0.002	0.093
fvp_lngdpcap_nonoilrent	-0.0333	0.022	-1.537	0.124	-0.076	0.009
fvp_lngdpcap_oilrent	-0.0168	0.005	-3.299	0.001	-0.027	-0.007
fvp_grgdpcap_oilrent	-0.3298	0.025	-12.991	0.000	-0.380	-0.280
fvp_grgdpcap_nonoilrent	-0.1058	0.069	-1.541	0.123	-0.240	0.029
ln_fvp_timeindep	0.5315	0.035	15.256	0.000	0.463	0.600
ln_fvp_timesincepreindepwar	-0.1155	0.031	-3.766	0.000	-0.176	-0.055
ln_fvp_timesinceregimechange	-0.0175	0.010	-1.672	0.095	-0.038	0.003
fvp_demo	-0.0335	0.041	-0.811	0.417	-0.115	0.047
fvp_semi	-0.1942	0.037	-5.312	0.000	-0.266	-0.123
fvp_prop_excluded	0.3902	0.058	6.771	0.000	0.277	0.503
ln_fvp_population200	-0.1602	0.014	-11.782	0.000	-0.187	-0.134
ssp2_edu_sec_15_24_prop	1.7610	0.078	22.623	0.000	1.608	1.914
ssp2_urban_share_iiasa	0.0005	0.001	0.483	0.629	-0.002	0.003
Intercept	-5.2924	0.288	-18.387	0.000	-5.857	-4.728

4.13.5 sb_eval

Dep. Variable:	ged_dummy_sb	**No. Observations:**	249432
Model:	Logit	**Df Residuals:**	249376
Method:	MLE	**Df Model:**	55
Date:	Sun, 28 Jul 2019	**Pseudo R-squ.:**	0.5108
Time:	11:28:20	**Log-Likelihood:**	-17063.
converged:	True	**LL-Null:**	-34876.

	coef	std err	z	P>|z|	[0.025	0.975]
l2_ged_dummy_sb	-0.1424	0.068	-2.096	0.036	-0.276	-0.009
l3_ged_dummy_sb	0.0266	0.068	0.393	0.694	-0.106	0.159
l4_ged_dummy_sb	0.0233	0.068	0.340	0.734	-0.111	0.158
l5_ged_dummy_sb	-0.0604	0.070	-0.869	0.385	-0.197	0.076
l6_ged_dummy_sb	0.0223	0.069	0.322	0.747	-0.113	0.158
l7_ged_dummy_sb	0.1387	0.069	1.997	0.046	0.003	0.275
l8_ged_dummy_sb	0.3618	0.070	5.140	0.000	0.224	0.500
l9_ged_dummy_sb	0.2017	0.073	2.779	0.005	0.059	0.344
l10_ged_dummy_sb	0.1421	0.071	1.997	0.046	0.003	0.282
l11_ged_dummy_sb	0.2282	0.072	3.153	0.002	0.086	0.370
l12_ged_dummy_sb	0.2273	0.074	3.079	0.002	0.083	0.372
q_1_1_l2_ged_dummy_sb	0.2231	0.032	6.944	0.000	0.160	0.286
q_1_1_l3_ged_dummy_sb	0.1928	0.032	6.105	0.000	0.131	0.255
l1_ged_dummy_sb	-0.0700	0.069	-1.020	0.308	-0.204	0.065
l1_ged_dummy_ns	-0.1034	0.255	-0.405	0.685	-0.603	0.397
l1_ged_dummy_os	-0.1086	0.105	-1.032	0.302	-0.315	0.098
l1_acled_dummy_pr	-0.0241	0.125	-0.192	0.848	-0.270	0.222
decay_12_cw_ged_dummy_sb_0	3.6951	0.069	53.499	0.000	3.560	3.831
decay_12_cw_ged_dummy_ns_0	0.4643	0.123	3.762	0.000	0.222	0.706
decay_12_cw_ged_dummy_os_0	1.5358	0.076	20.179	0.000	1.387	1.685
decay_12_cw_acled_dummy_pr_0	0.6382	0.085	7.491	0.000	0.471	0.805
q_1_1_l1_ged_dummy_sb	0.3257	0.032	10.285	0.000	0.264	0.388
q_1_1_l1_ged_dummy_ns	0.0309	0.101	0.304	0.761	-0.168	0.230
q_1_1_l1_ged_dummy_os	0.2128	0.039	5.517	0.000	0.137	0.288
q_1_1_l1_acled_dummy_pr	-0.0869	0.050	-1.728	0.084	-0.186	0.012
ln_dist_diamsec	0.2897	0.028	10.176	0.000	0.234	0.346
ln_dist_petroleum	-0.0014	0.031	-0.044	0.965	-0.063	0.060
agri_ih_li	-0.0005	0.002	-0.313	0.755	-0.004	0.003
barren_ih_li	-0.0061	0.001	-4.687	0.000	-0.009	-0.004
forest_ih_li	-0.0014	0.001	-1.062	0.288	-0.004	0.001
mountains_mean	-0.0838	0.061	-1.376	0.169	-0.203	0.036
savanna_ih_li	-0.0014	0.001	-1.029	0.303	-0.004	0.001
shrub_ih_li	0.0140	0.002	9.165	0.000	0.011	0.017
pasture_ih_li	0.0022	0.001	2.019	0.044	6.49e-05	0.004
urban_ih_li	0.0064	0.019	0.331	0.741	-0.032	0.044
ln_bdist3	-0.0997	0.014	-7.046	0.000	-0.127	-0.072
ln_ttime	-0.1820	0.033	-5.458	0.000	-0.247	-0.117
ln_capdist	0.0833	0.026	3.239	0.001	0.033	0.134
ln_pop	0.1736	0.018	9.454	0.000	0.138	0.210
gcp_li_mer	0.0898	0.023	3.985	0.000	0.046	0.134
imr_mean	0.0005	6.72e-05	7.731	0.000	0.000	0.001
excluded_dummy_li	0.1339	0.037	3.603	0.000	0.061	0.207
fvp_lngdpcap_nonoilrent	-0.1710	0.042	-4.096	0.000	-0.253	-0.089
fvp_lngdpcap_oilrent	0.1033	0.009	11.478	0.000	0.086	0.121
fvp_grgdpcap_oilrent	-0.1307	0.036	-3.635	0.000	-0.201	-0.060
fvp_grgdpcap_nonoilrent	-0.6225	0.114	-5.440	0.000	-0.847	-0.398
ln_fvp_timeindep	0.2413	0.056	4.318	0.000	0.132	0.351
ln_fvp_timesincepreindepwar	-0.1508	0.045	-3.329	0.001	-0.240	-0.062
ln_fvp_timesinceregimechange	-0.1181	0.023	-5.229	0.000	-0.162	-0.074
fvp_demo	-0.8300	0.068	-12.275	0.000	-0.962	-0.697
fvp_semi	-0.3367	0.053	-6.369	0.000	-0.440	-0.233
fvp_prop_excluded	0.2030	0.070	2.916	0.004	0.067	0.339
ln_fvp_population200	0.0508	0.027	1.903	0.057	-0.002	0.103
ssp2_edu_sec_15_24_prop	-0.1988	0.152	-1.309	0.191	-0.497	0.099
ssp2_urban_share_iiasa	-0.0007	0.002	-0.406	0.685	-0.004	0.003
Intercept	-5.6462	0.514	-10.990	0.000	-6.653	-4.639

4.13.6 ns_eval

Dep. Variable:	ged_dummy_ns	**No. Observations:**	244449
Model:	Logit	**Df Residuals:**	244393
Method:	MLE	**Df Model:**	55
Date:	Sun, 28 Jul 2019	**Pseudo R-squ.:**	0.3897
Time:	11:22:06	**Log-Likelihood:**	-7984.2
converged:	True	**LL-Null:**	-13082.

	coef	std err	z	P>|z|	[0.025	0.975]
l2_ged_dummy_ns	0.0909	0.127	0.718	0.473	-0.157	0.339
l3_ged_dummy_ns	0.0214	0.131	0.163	0.870	-0.235	0.278
l4_ged_dummy_ns	0.4206	0.133	3.164	0.002	0.160	0.681
l5_ged_dummy_ns	0.0674	0.133	0.508	0.612	-0.193	0.328
l6_ged_dummy_ns	-0.1076	0.136	-0.792	0.428	-0.374	0.159
l7_ged_dummy_ns	0.2227	0.141	1.584	0.113	-0.053	0.498
l8_ged_dummy_ns	0.3782	0.134	2.825	0.005	0.116	0.640
l9_ged_dummy_ns	0.5192	0.137	3.795	0.000	0.251	0.787
l10_ged_dummy_ns	-0.0361	0.149	-0.242	0.809	-0.328	0.256
l11_ged_dummy_ns	0.0240	0.146	0.164	0.870	-0.263	0.311
l12_ged_dummy_ns	0.2457	0.144	1.705	0.088	-0.037	0.528
q_1_1_l2_ged_dummy_ns	0.4757	0.075	6.366	0.000	0.329	0.622
q_1_1_l3_ged_dummy_ns	0.2315	0.077	3.013	0.003	0.081	0.382
l1_ged_dummy_sb	-0.0806	0.186	-0.434	0.664	-0.445	0.284
l1_ged_dummy_ns	0.0847	0.128	0.664	0.507	-0.165	0.335
l1_ged_dummy_os	0.4083	0.173	2.365	0.018	0.070	0.747
l1_acled_dummy_pr	0.1933	0.143	1.353	0.176	-0.087	0.473
decay_12_cw_ged_dummy_sb_0	0.7591	0.132	5.742	0.000	0.500	1.018
decay_12_cw_ged_dummy_ns_0	3.7981	0.124	30.611	0.000	3.555	4.041
decay_12_cw_ged_dummy_os_0	1.1356	0.133	8.526	0.000	0.875	1.397
decay_12_cw_acled_dummy_pr_0	0.6449	0.115	5.620	0.000	0.420	0.870
q_1_1_l1_ged_dummy_sb	-0.4181	0.078	-5.363	0.000	-0.571	-0.265
q_1_1_l1_ged_dummy_ns	0.6786	0.071	9.511	0.000	0.539	0.818
q_1_1_l1_ged_dummy_os	0.1976	0.066	3.016	0.003	0.069	0.326
q_1_1_l1_acled_dummy_pr	0.1062	0.048	2.194	0.028	0.011	0.201
ln_dist_diamsec	0.4758	0.050	9.429	0.000	0.377	0.575
ln_dist_petroleum	0.7454	0.068	10.883	0.000	0.611	0.880
agri_ih_li	0.0116	0.003	4.476	0.000	0.007	0.017
barren_ih_li	0.0002	0.002	0.092	0.927	-0.004	0.005
forest_ih_li	0.0020	0.002	0.809	0.419	-0.003	0.007
mountains_mean	-0.1977	0.101	-1.955	0.051	-0.396	0.001
savanna_ih_li	0.0102	0.002	4.362	0.000	0.006	0.015
shrub_ih_li	0.0260	0.003	9.937	0.000	0.021	0.031
pasture_ih_li	0.0113	0.002	5.377	0.000	0.007	0.015
urban_ih_li	0.0477	0.022	2.174	0.030	0.005	0.091
ln_bdist3	-0.1138	0.022	-5.189	0.000	-0.157	-0.071
ln_ttime	0.1249	0.054	2.330	0.020	0.020	0.230
ln_capdist	0.0906	0.040	2.289	0.022	0.013	0.168
ln_pop	0.2352	0.029	7.983	0.000	0.177	0.293
gcp_li_mer	0.0979	0.034	2.868	0.004	0.031	0.165
imr_mean	-0.0002	0.000	-1.579	0.114	-0.000	4.24e-05
excluded_dummy_li	0.2680	0.056	4.768	0.000	0.158	0.378
fvp_lngdpcap_nonoilrent	-0.0589	0.064	-0.916	0.360	-0.185	0.067
fvp_lngdpcap_oilrent	0.0788	0.014	5.441	0.000	0.050	0.107
fvp_grgdpcap_oilrent	-0.2048	0.057	-3.604	0.000	-0.316	-0.093
fvp_grgdpcap_nonoilrent	-1.1145	0.189	-5.903	0.000	-1.485	-0.744
ln_fvp_timeindep	-0.4357	0.092	-4.728	0.000	-0.616	-0.255
ln_fvp_timesincepreindepwar	0.5398	0.079	6.802	0.000	0.384	0.695
ln_fvp_timesinceregimechange	-0.1160	0.032	-3.591	0.000	-0.179	-0.053
fvp_demo	-0.5146	0.096	-5.340	0.000	-0.703	-0.326
fvp_semi	-0.0894	0.085	-1.055	0.291	-0.256	0.077
fvp_prop_excluded	-0.8904	0.129	-6.918	0.000	-1.143	-0.638
ln_fvp_population200	0.2153	0.044	4.869	0.000	0.129	0.302
ssp2_edu_sec_15_24_prop	0.5305	0.214	2.482	0.013	0.112	0.949
ssp2_urban_share_iiasa	-0.0037	0.003	-1.397	0.162	-0.009	0.001
Intercept	-14.2155	0.839	-16.952	0.000	-15.859	-12.572

4.13.7 os_eval

Dep. Variable:	ged_dummy_os	**No. Observations:**	246915
Model:	Logit	**Df Residuals:**	246859
Method:	MLE	**Df Model:**	55
Date:	Sun, 28 Jul 2019	**Pseudo R-squ.:**	0.4894
Time:	11:22:25	**Log-Likelihood:**	-12587.
converged:	True	**LL-Null:**	-24652.

	coef	std err	z	P>|z|	[0.025	0.975]
l2_ged_dummy_os	0.0111	0.087	0.127	0.899	-0.159	0.181
l3_ged_dummy_os	0.0158	0.086	0.182	0.855	-0.153	0.185
l4_ged_dummy_os	-0.0409	0.088	-0.467	0.641	-0.213	0.131
l5_ged_dummy_os	0.1409	0.089	1.582	0.114	-0.034	0.316
l6_ged_dummy_os	0.1655	0.089	1.857	0.063	-0.009	0.340
l7_ged_dummy_os	0.0450	0.092	0.489	0.625	-0.135	0.225
l8_ged_dummy_os	-0.0097	0.092	-0.105	0.916	-0.190	0.170
l9_ged_dummy_os	0.1387	0.093	1.489	0.136	-0.044	0.321
l10_ged_dummy_os	0.1276	0.094	1.361	0.173	-0.056	0.311
l11_ged_dummy_os	0.2638	0.094	2.817	0.005	0.080	0.447
l12_ged_dummy_os	-0.1761	0.099	-1.780	0.075	-0.370	0.018
q_1_1_l2_ged_dummy_os	0.3205	0.040	8.016	0.000	0.242	0.399
q_1_1_l3_ged_dummy_os	0.1191	0.039	3.073	0.002	0.043	0.195
l1_ged_dummy_sb	0.0378	0.096	0.394	0.694	-0.150	0.226
l1_ged_dummy_ns	-0.0616	0.207	-0.298	0.766	-0.467	0.344
l1_ged_dummy_os	0.0704	0.089	0.794	0.427	-0.103	0.244
l1_acled_dummy_pr	0.0539	0.121	0.444	0.657	-0.184	0.292
decay_12_cw_ged_dummy_sb_0	1.8795	0.079	23.768	0.000	1.725	2.035
decay_12_cw_ged_dummy_ns_0	1.0497	0.117	8.937	0.000	0.819	1.280
decay_12_cw_ged_dummy_os_0	2.9102	0.089	32.763	0.000	2.736	3.084
decay_12_cw_acled_dummy_pr_0	0.9187	0.090	10.173	0.000	0.742	1.096
q_1_1_l1_ged_dummy_sb	0.1785	0.037	4.795	0.000	0.106	0.252
q_1_1_l1_ged_dummy_ns	0.2864	0.086	3.337	0.001	0.118	0.455
q_1_1_l1_ged_dummy_os	0.3859	0.039	9.983	0.000	0.310	0.462
q_1_1_l1_acled_dummy_pr	-0.0974	0.049	-1.988	0.047	-0.194	-0.001
ln_dist_diamsec	-0.1058	0.032	-3.287	0.001	-0.169	-0.043
ln_dist_petroleum	0.3928	0.042	9.364	0.000	0.311	0.475
agri_ih_li	0.0064	0.002	3.539	0.000	0.003	0.010
barren_ih_li	-0.0097	0.002	-5.513	0.000	-0.013	-0.006
forest_ih_li	0.0030	0.001	2.194	0.028	0.000	0.006
mountains_mean	-0.1860	0.076	-2.449	0.014	-0.335	-0.037
savanna_ih_li	0.0109	0.001	8.305	0.000	0.008	0.014
shrub_ih_li	0.0038	0.002	1.514	0.130	-0.001	0.009
pasture_ih_li	-0.0037	0.001	-2.769	0.006	-0.006	-0.001
urban_ih_li	0.0417	0.018	2.360	0.018	0.007	0.076
ln_bdist3	-0.0935	0.017	-5.658	0.000	-0.126	-0.061
ln_ttime	-0.1946	0.042	-4.615	0.000	-0.277	-0.112
ln_capdist	0.1486	0.029	5.144	0.000	0.092	0.205
ln_pop	0.2100	0.024	8.878	0.000	0.164	0.256
gcp_li_mer	0.1752	0.025	7.091	0.000	0.127	0.224
imr_mean	0.0002	7.95e-05	2.088	0.037	1.02e-05	0.000
excluded_dummy_li	0.1247	0.044	2.842	0.004	0.039	0.211
fvp_lngdpcap_nonoilrent	-0.3966	0.048	-8.189	0.000	-0.492	-0.302
fvp_lngdpcap_oilrent	0.1189	0.011	10.848	0.000	0.097	0.140
fvp_grgdpcap_oilrent	-0.1918	0.044	-4.376	0.000	-0.278	-0.106
fvp_grgdpcap_nonoilrent	-0.6181	0.129	-4.804	0.000	-0.870	-0.366
ln_fvp_timeindep	-0.0075	0.069	-0.109	0.913	-0.143	0.128
ln_fvp_timesincepreindepwar	0.1160	0.055	2.092	0.036	0.007	0.225
ln_fvp_timesinceregimechange	-0.1166	0.026	-4.460	0.000	-0.168	-0.065
fvp_demo	-1.0847	0.078	-13.836	0.000	-1.238	-0.931
fvp_semi	-0.4149	0.063	-6.600	0.000	-0.538	-0.292
fvp_prop_excluded	0.2304	0.078	2.937	0.003	0.077	0.384
ln_fvp_population200	0.0077	0.032	0.238	0.812	-0.056	0.071
ssp2_edu_sec_15_24_prop	0.4736	0.175	2.706	0.007	0.131	0.817
ssp2_urban_share_iiasa	0.0010	0.002	0.510	0.610	-0.003	0.005
Intercept	-4.8616	0.617	-7.882	0.000	-6.071	-3.653

4.13.8 pr_eval

Dep. Variable:	acled_dummy_pr	**No. Observations:**	255567
Model:	Logit	**Df Residuals:**	255511
Method:	MLE	**Df Model:**	55
Date:	Sun, 28 Jul 2019	**Pseudo R-squ.:**	0.5470
Time:	11:28:14	**Log-Likelihood:**	-25434.
converged:	True	**LL-Null:**	-56152.

	coef	std err	z	P>|z|	[0.025	0.975]
l2_acled_dummy_pr	-0.0248	0.051	-0.483	0.629	-0.125	0.076
l3_acled_dummy_pr	0.0936	0.052	1.814	0.070	-0.008	0.195
l4_acled_dummy_pr	0.1582	0.052	3.034	0.002	0.056	0.260
l5_acled_dummy_pr	0.1141	0.052	2.181	0.029	0.012	0.217
l6_acled_dummy_pr	0.3033	0.053	5.690	0.000	0.199	0.408
l7_acled_dummy_pr	0.3100	0.053	5.838	0.000	0.206	0.414
l8_acled_dummy_pr	0.2811	0.055	5.144	0.000	0.174	0.388
l9_acled_dummy_pr	0.3261	0.056	5.852	0.000	0.217	0.435
l10_acled_dummy_pr	0.3727	0.055	6.725	0.000	0.264	0.481
l11_acled_dummy_pr	0.4027	0.056	7.197	0.000	0.293	0.512
l12_acled_dummy_pr	0.3747	0.057	6.605	0.000	0.264	0.486
q_1_1_l2_acled_dummy_pr	0.1010	0.026	3.814	0.000	0.049	0.153
q_1_1_l3_acled_dummy_pr	0.0497	0.026	1.905	0.057	-0.001	0.101
l1_ged_dummy_sb	-0.3481	0.123	-2.838	0.005	-0.589	-0.108
l1_ged_dummy_ns	0.1104	0.198	0.559	0.576	-0.277	0.498
l1_ged_dummy_os	0.0299	0.148	0.201	0.841	-0.261	0.321
l1_acled_dummy_pr	0.0476	0.052	0.907	0.364	-0.055	0.150
decay_12_cw_ged_dummy_sb_0	0.8488	0.084	10.067	0.000	0.684	1.014
decay_12_cw_ged_dummy_ns_0	0.8245	0.101	8.135	0.000	0.626	1.023
decay_12_cw_ged_dummy_os_0	0.3973	0.091	4.371	0.000	0.219	0.575
decay_12_cw_acled_dummy_pr_0	3.0804	0.053	58.206	0.000	2.977	3.184
q_1_1_l1_ged_dummy_sb	-0.1248	0.046	-2.702	0.007	-0.215	-0.034
q_1_1_l1_ged_dummy_ns	-0.0165	0.077	-0.214	0.830	-0.168	0.135
q_1_1_l1_ged_dummy_os	-0.0717	0.054	-1.320	0.187	-0.178	0.035
q_1_1_l1_acled_dummy_pr	0.1872	0.025	7.344	0.000	0.137	0.237
ln_dist_diamsec	0.1276	0.020	6.337	0.000	0.088	0.167
ln_dist_petroleum	0.1259	0.026	4.875	0.000	0.075	0.176
agri_ih_li	-7.557e-05	0.001	-0.074	0.941	-0.002	0.002
barren_ih_li	0.0024	0.001	2.527	0.011	0.001	0.004
forest_ih_li	0.0011	0.001	1.039	0.299	-0.001	0.003
mountains_mean	0.0310	0.047	0.659	0.510	-0.061	0.123
savanna_ih_li	0.0005	0.001	0.536	0.592	-0.001	0.002
shrub_ih_li	0.0051	0.001	3.627	0.000	0.002	0.008
pasture_ih_li	0.0040	0.001	4.655	0.000	0.002	0.006
urban_ih_li	0.1048	0.010	10.177	0.000	0.085	0.125
ln_bdist3	-0.0983	0.011	-8.882	0.000	-0.120	-0.077
ln_ttime	-0.5234	0.026	-20.425	0.000	-0.574	-0.473
ln_capdist	-0.0530	0.017	-3.197	0.001	-0.086	-0.021
ln_pop	0.3509	0.014	25.823	0.000	0.324	0.378
gcp_li_mer	-0.1377	0.015	-8.927	0.000	-0.168	-0.107
imr_mean	0.0003	5.54e-05	5.548	0.000	0.000	0.000
excluded_dummy_li	0.0284	0.031	0.928	0.353	-0.032	0.088
fvp_lngdpcap_nonoilrent	-0.0742	0.031	-2.402	0.016	-0.135	-0.014
fvp_lngdpcap_oilrent	-0.0235	0.006	-3.638	0.000	-0.036	-0.011
fvp_grgdpcap_oilrent	-0.3732	0.030	-12.469	0.000	-0.432	-0.315
fvp_grgdpcap_nonoilrent	-0.4280	0.115	-3.720	0.000	-0.653	-0.203
ln_fvp_timeindep	0.4068	0.043	9.446	0.000	0.322	0.491
ln_fvp_timesincepreindepwar	-0.1469	0.038	-3.873	0.000	-0.221	-0.073
ln_fvp_timesinceregimechange	0.0566	0.017	3.311	0.001	0.023	0.090
fvp_demo	0.1167	0.052	2.250	0.024	0.015	0.218
fvp_semi	-0.1804	0.045	-4.027	0.000	-0.268	-0.093
fvp_prop_excluded	0.4752	0.070	6.814	0.000	0.339	0.612
ln_fvp_population200	-0.1481	0.017	-8.490	0.000	-0.182	-0.114
ssp2_edu_sec_15_24_prop	2.0989	0.100	20.908	0.000	1.902	2.296
ssp2_urban_share_iiasa	-0.0043	0.001	-3.223	0.001	-0.007	-0.002
Intercept	-4.6942	0.379	-12.394	0.000	-5.437	-3.952

4.14 osa_pgm_acled_wcm_rf

4.14.1 sb_fcast

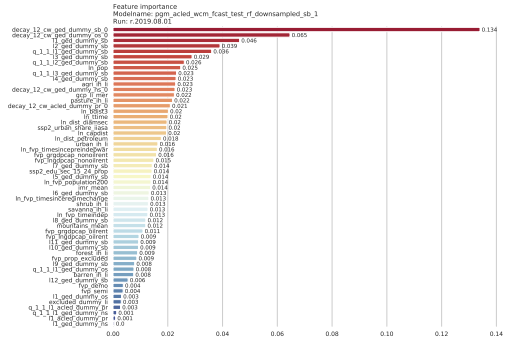

(a) 1 month

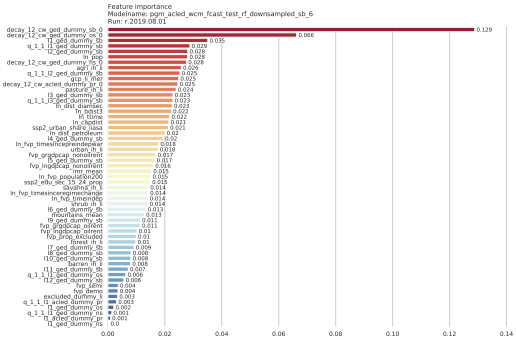

(b) 6 months

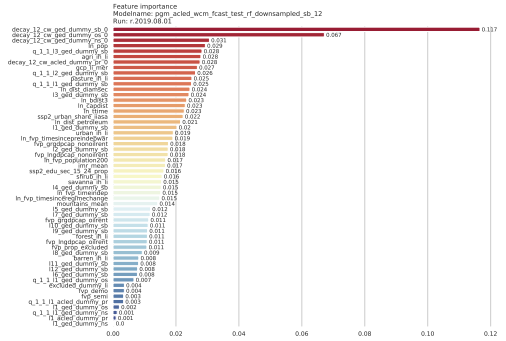

(c) 12 months

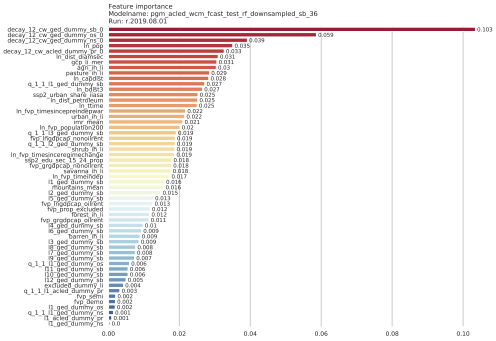

(d) 36 months

4.14.2 ns_fcast

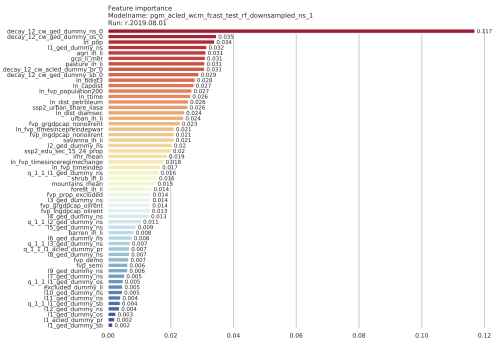

(a) 1 month

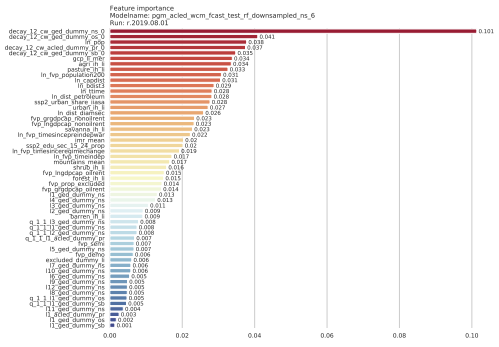

(b) 6 months

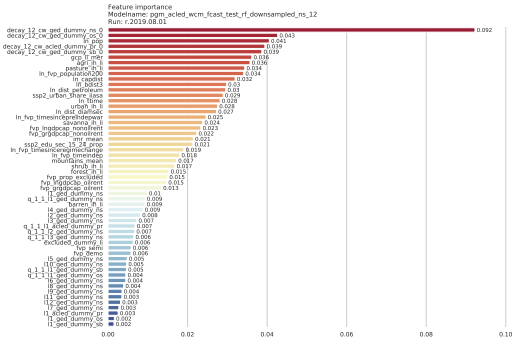

(c) 12 months

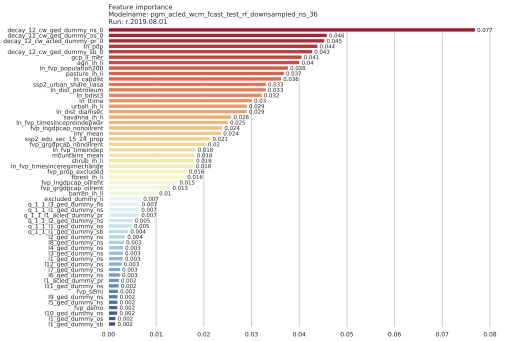

(d) 36 months

4.14.3 os_fcast

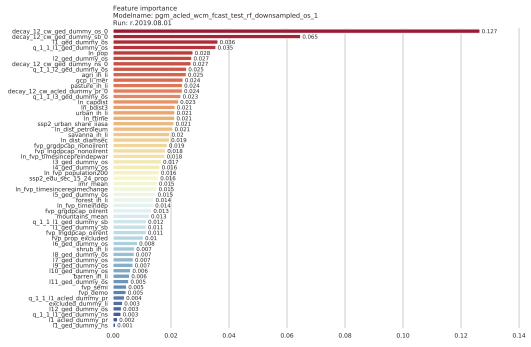

(a) 1 month

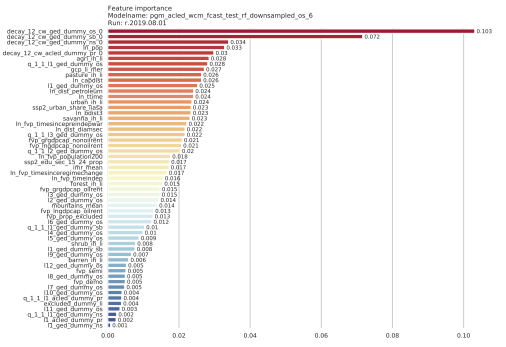

(b) 6 months

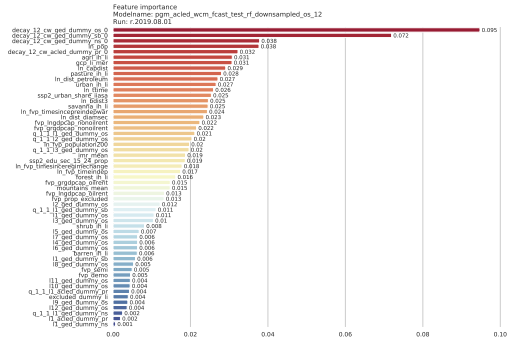

(c) 12 months

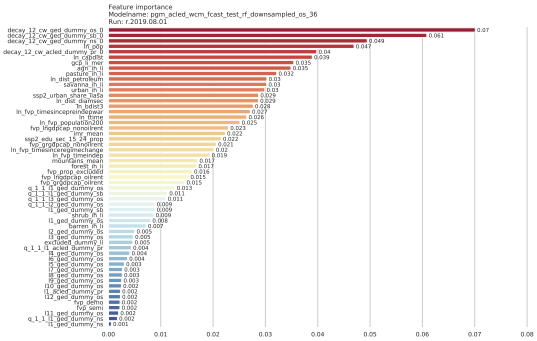

(d) 36 months

4.14.4 pr_fcast

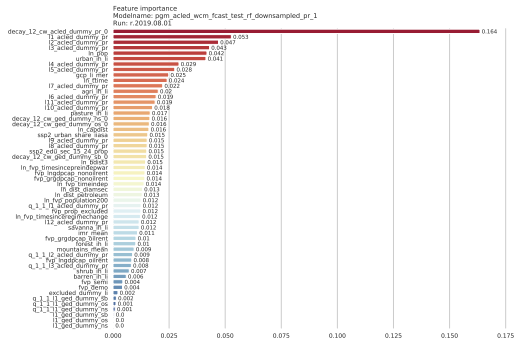

(a) 1 month

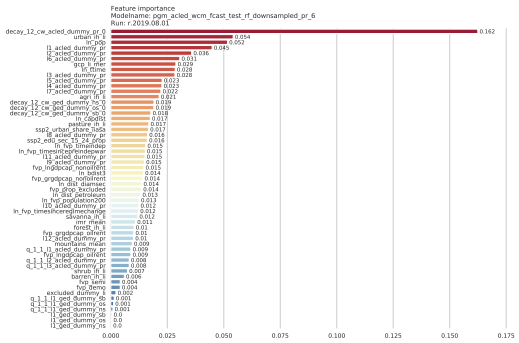

(b) 6 months

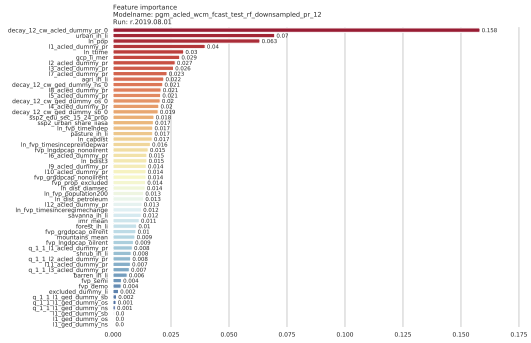

(c) 12 months

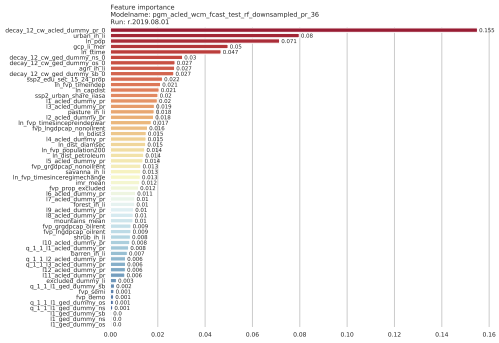

(d) 36 months

4.14.5 sb_eval

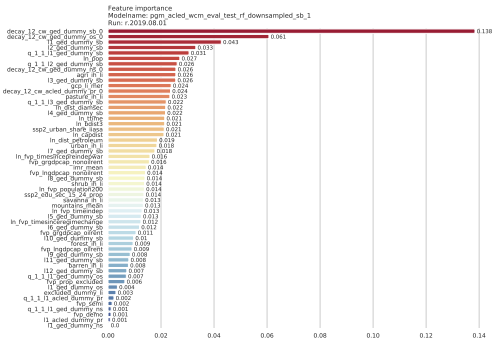

(a) 1 month

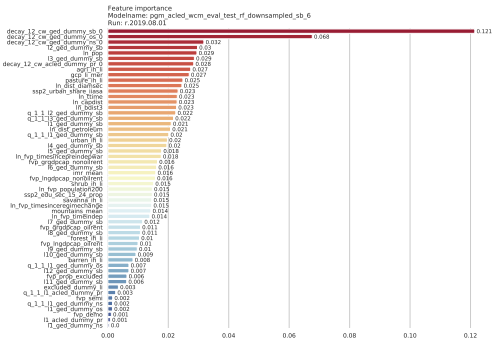

(b) 6 months

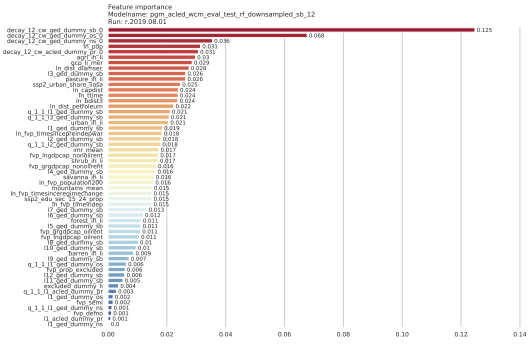

(c) 12 months

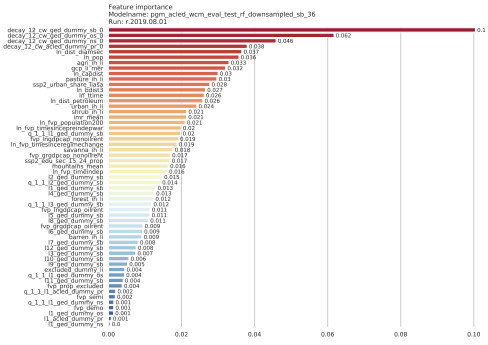

(d) 36 months

4.14.6 ns_eval

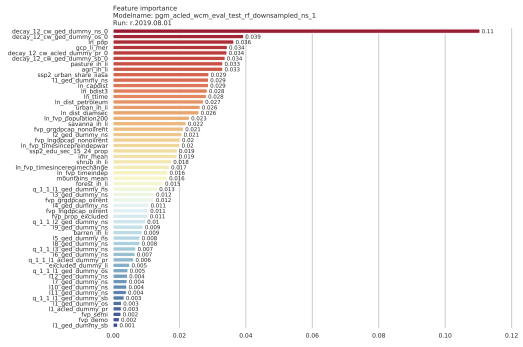

(a) 1 month

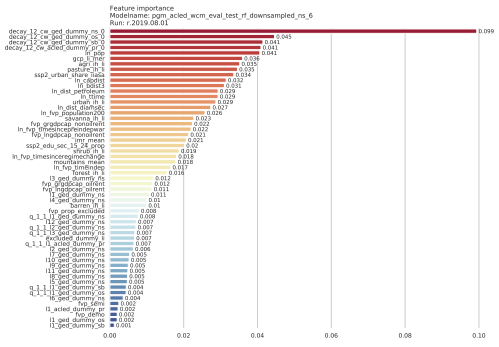

(b) 6 months

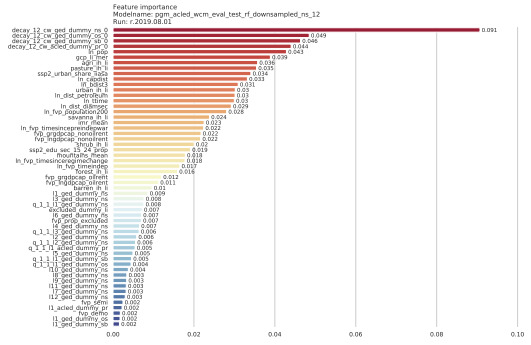

(c) 12 months

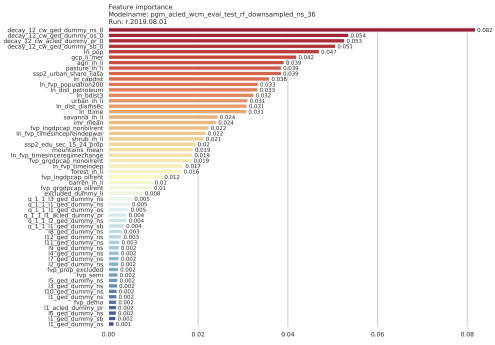

(d) 36 months

4.14.7 os_eval

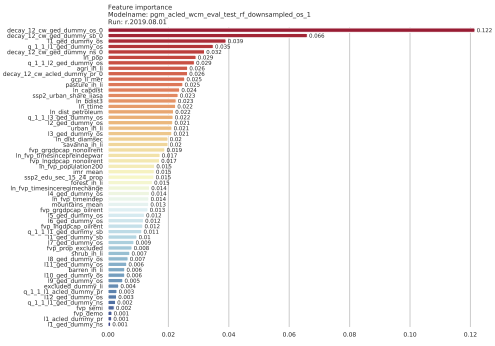

(a) 1 month

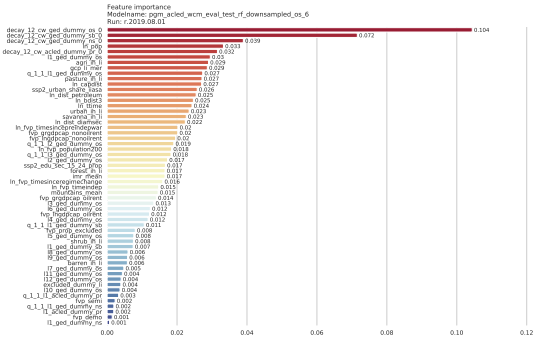

(b) 6 months

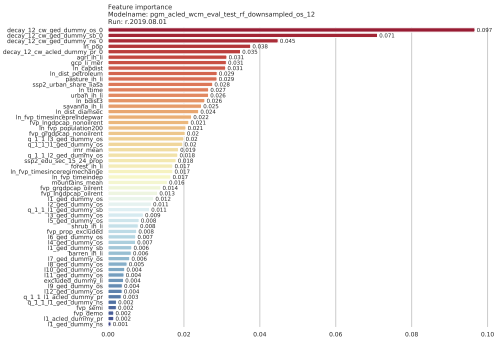

(c) 12 months

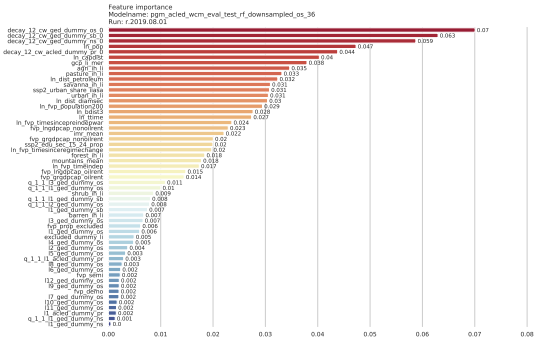

(d) 36 months

4.14.8 pr_eval

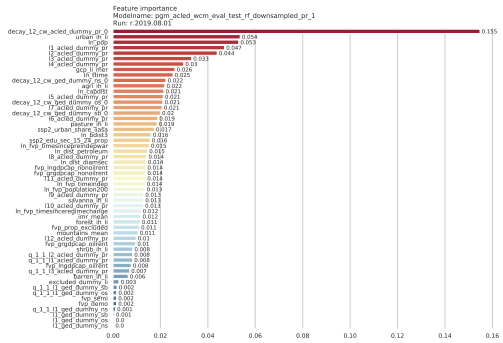

(a) 1 month

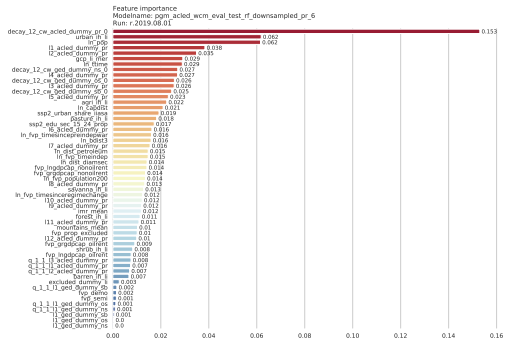

(b) 6 months

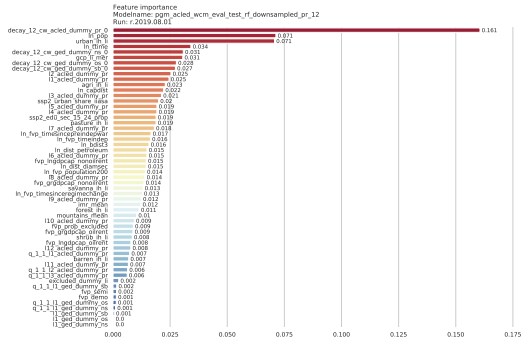

(c) 12 months

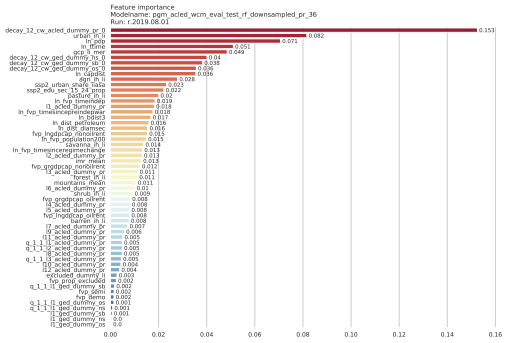

(d) 36 months

4.15 osa_pgm_acled_nocm_logit

4.15.1 sb_fcast

Dep. Variable:	ged_dummy_sb	**No. Observations:**	296587
Model:	Logit	**Df Residuals:**	296544
Method:	MLE	**Df Model:**	42
Date:	Sun, 28 Jul 2019	**Pseudo R-squ.:**	0.5141
Time:	09:42:08	**Log-Likelihood:**	-21922.
converged:	True	**LL-Null:**	-45121.

	coef	std err	z	P>|z|	[0.025	0.975]
l2_ged_dummy_sb	-0.1599	0.059	-2.731	0.006	-0.275	-0.045
l3_ged_dummy_sb	-0.0494	0.058	-0.846	0.398	-0.164	0.065
l4_ged_dummy_sb	0.0442	0.059	0.753	0.451	-0.071	0.159
l5_ged_dummy_sb	-0.1745	0.059	-2.941	0.003	-0.291	-0.058
l6_ged_dummy_sb	0.0664	0.059	1.118	0.263	-0.050	0.183
l7_ged_dummy_sb	0.1318	0.060	2.194	0.028	0.014	0.250
l8_ged_dummy_sb	0.2078	0.060	3.435	0.001	0.089	0.326
l9_ged_dummy_sb	0.1575	0.062	2.528	0.011	0.035	0.280
l10_ged_dummy_sb	0.1135	0.062	1.836	0.066	-0.008	0.235
l11_ged_dummy_sb	0.2687	0.062	4.324	0.000	0.147	0.391
l12_ged_dummy_sb	0.2158	0.063	3.423	0.001	0.092	0.339
q_1_1_l2_ged_dummy_sb	0.2256	0.028	8.106	0.000	0.171	0.280
q_1_1_l3_ged_dummy_sb	0.1412	0.027	5.191	0.000	0.088	0.195
l1_ged_dummy_sb	-0.1520	0.059	-2.586	0.010	-0.267	-0.037
l1_ged_dummy_ns	-0.2412	0.202	-1.196	0.232	-0.637	0.154
l1_ged_dummy_os	-0.1441	0.091	-1.592	0.111	-0.322	0.033
l1_acled_dummy_pr	0.2021	0.094	2.139	0.032	0.017	0.387
decay_12_cw_ged_dummy_sb_0	4.0292	0.059	68.080	0.000	3.913	4.145
decay_12_cw_ged_dummy_ns_0	0.4850	0.105	4.609	0.000	0.279	0.691
decay_12_cw_ged_dummy_os_0	1.5035	0.066	22.674	0.000	1.374	1.633
decay_12_cw_acled_dummy_pr_0	0.5341	0.067	7.918	0.000	0.402	0.666
q_1_1_l1_ged_dummy_sb	0.4329	0.028	15.723	0.000	0.379	0.487
q_1_1_l1_ged_dummy_ns	-0.0506	0.078	-0.650	0.516	-0.203	0.102
q_1_1_l1_ged_dummy_os	0.1382	0.034	4.110	0.000	0.072	0.204
q_1_1_l1_acled_dummy_pr	-0.1198	0.033	-3.641	0.000	-0.184	-0.055
ln_dist_diamsec	0.3097	0.022	13.846	0.000	0.266	0.354
ln_dist_petroleum	-0.1656	0.022	-7.494	0.000	-0.209	-0.122
agri_ih_li	-0.0037	0.001	-2.798	0.005	-0.006	-0.001
barren_ih_li	-0.0057	0.001	-5.168	0.000	-0.008	-0.004
forest_ih_li	-0.0025	0.001	-2.178	0.029	-0.005	-0.000
mountains_mean	-0.0679	0.052	-1.314	0.189	-0.169	0.033
savanna_ih_li	-0.0038	0.001	-3.403	0.001	-0.006	-0.002
shrub_ih_li	0.0096	0.001	7.492	0.000	0.007	0.012
pasture_ih_li	0.0032	0.001	3.443	0.001	0.001	0.005
urban_ih_li	0.0133	0.014	0.946	0.344	-0.014	0.041
ln_bdist3	-0.0651	0.011	-5.665	0.000	-0.088	-0.043
ln_ttime	-0.1413	0.029	-4.884	0.000	-0.198	-0.085
ln_capdist	0.1167	0.019	6.166	0.000	0.080	0.154
ln_pop	0.1844	0.015	12.606	0.000	0.156	0.213
gcp_li_mer	0.0447	0.020	2.181	0.029	0.005	0.085
imr_mean	0.0006	4.49e-05	12.410	0.000	0.000	0.001
excluded_dummy_li	0.2764	0.029	9.392	0.000	0.219	0.334
Intercept	-6.9846	0.301	-23.235	0.000	-7.574	-6.395

4.15.2 ns_fcast

Dep. Variable:	ged_dummy_ns	**No. Observations:**	290312
Model:	Logit	**Df Residuals:**	290269
Method:	MLE	**Df Model:**	42
Date:	Sun, 28 Jul 2019	**Pseudo R-squ.:**	0.3857
Time:	09:36:19	**Log-Likelihood:**	-11489.
converged:	True	**LL-Null:**	-18704.

	coef	std err	z	P>|z|	[0.025	0.975]
l2_ged_dummy_ns	-0.0392	0.104	-0.378	0.705	-0.242	0.164
l3_ged_dummy_ns	-0.0552	0.106	-0.521	0.602	-0.263	0.152
l4_ged_dummy_ns	0.0168	0.105	0.160	0.873	-0.188	0.222
l5_ged_dummy_ns	0.3162	0.110	2.887	0.004	0.102	0.531
l6_ged_dummy_ns	0.1327	0.110	1.203	0.229	-0.084	0.349
l7_ged_dummy_ns	-0.0680	0.111	-0.611	0.542	-0.286	0.150
l8_ged_dummy_ns	0.3405	0.112	3.048	0.002	0.122	0.559
l9_ged_dummy_ns	0.3474	0.112	3.100	0.002	0.128	0.567
l10_ged_dummy_ns	0.2350	0.119	1.973	0.048	0.002	0.468
l11_ged_dummy_ns	0.1902	0.120	1.580	0.114	-0.046	0.426
l12_ged_dummy_ns	0.1730	0.119	1.452	0.146	-0.060	0.406
q_1_1_l2_ged_dummy_ns	0.3756	0.061	6.178	0.000	0.256	0.495
q_1_1_l3_ged_dummy_ns	0.2662	0.063	4.257	0.000	0.144	0.389
l1_ged_dummy_sb	-0.1353	0.149	-0.906	0.365	-0.428	0.157
l1_ged_dummy_ns	-0.0122	0.103	-0.118	0.906	-0.213	0.189
l1_ged_dummy_os	0.1333	0.140	0.949	0.343	-0.142	0.409
l1_acled_dummy_pr	-0.0517	0.108	-0.478	0.632	-0.263	0.160
decay_12_cw_ged_dummy_sb_0	0.8602	0.108	7.953	0.000	0.648	1.072
decay_12_cw_ged_dummy_ns_0	4.1146	0.098	41.865	0.000	3.922	4.307
decay_12_cw_ged_dummy_os_0	1.2460	0.107	11.595	0.000	1.035	1.457
decay_12_cw_acled_dummy_pr_0	0.9320	0.086	10.873	0.000	0.764	1.100
q_1_1_l1_ged_dummy_sb	-0.2098	0.056	-3.763	0.000	-0.319	-0.101
q_1_1_l1_ged_dummy_ns	0.7546	0.056	13.509	0.000	0.645	0.864
q_1_1_l1_ged_dummy_os	0.1107	0.055	2.010	0.044	0.003	0.219
q_1_1_l1_acled_dummy_pr	0.1065	0.035	3.049	0.002	0.038	0.175
ln_dist_diamsec	0.3919	0.035	11.124	0.000	0.323	0.461
ln_dist_petroleum	0.3887	0.043	9.133	0.000	0.305	0.472
agri_ih_li	0.0116	0.002	6.033	0.000	0.008	0.015
barren_ih_li	-0.0035	0.002	-1.957	0.050	-0.007	4.88e-06
forest_ih_li	-0.0005	0.002	-0.251	0.802	-0.004	0.003
mountains_mean	-0.5119	0.081	-6.293	0.000	-0.671	-0.352
savanna_ih_li	0.0053	0.002	3.051	0.002	0.002	0.009
shrub_ih_li	0.0170	0.002	8.366	0.000	0.013	0.021
pasture_ih_li	0.0071	0.002	4.564	0.000	0.004	0.010
urban_ih_li	0.0034	0.019	0.177	0.859	-0.034	0.040
ln_bdist3	-0.0315	0.017	-1.822	0.069	-0.065	0.002
ln_ttime	0.1518	0.043	3.505	0.000	0.067	0.237
ln_capdist	0.2881	0.029	10.034	0.000	0.232	0.344
ln_pop	0.2629	0.022	11.942	0.000	0.220	0.306
gcp_li_mer	-0.0033	0.029	-0.112	0.910	-0.060	0.054
imr_mean	-0.0003	6.91e-05	-3.961	0.000	-0.000	-0.000
excluded_dummy_li	0.1129	0.044	2.588	0.010	0.027	0.198
Intercept	-12.4748	0.471	-26.483	0.000	-13.398	-11.552

4.15.3 os_fcast

Dep. Variable:	ged_dummy_os	**No. Observations:**	293309
Model:	Logit	**Df Residuals:**	293266
Method:	MLE	**Df Model:**	42
Date:	Sun, 28 Jul 2019	**Pseudo R-squ.:**	0.4815
Time:	09:35:32	**Log-Likelihood:**	-16711.
converged:	True	**LL-Null:**	-32228.

	coef	std err	z	P>|z|	[0.025	0.975]
l2_ged_dummy_os	-0.0473	0.075	-0.630	0.529	-0.195	0.100
l3_ged_dummy_os	0.0532	0.076	0.696	0.486	-0.097	0.203
l4_ged_dummy_os	0.0691	0.077	0.899	0.369	-0.082	0.220
l5_ged_dummy_os	0.1721	0.076	2.250	0.024	0.022	0.322
l6_ged_dummy_os	0.0231	0.077	0.300	0.764	-0.128	0.174
l7_ged_dummy_os	0.0965	0.081	1.195	0.232	-0.062	0.255
l8_ged_dummy_os	0.1043	0.081	1.287	0.198	-0.055	0.263
l9_ged_dummy_os	-0.1112	0.082	-1.354	0.176	-0.272	0.050
l10_ged_dummy_os	0.1467	0.083	1.769	0.077	-0.016	0.309
l11_ged_dummy_os	0.1714	0.083	2.076	0.038	0.010	0.333
l12_ged_dummy_os	-0.0148	0.087	-0.170	0.865	-0.184	0.155
q_1_1_l2_ged_dummy_os	0.2152	0.035	6.119	0.000	0.146	0.284
q_1_1_l3_ged_dummy_os	0.1748	0.035	4.978	0.000	0.106	0.244
l1_ged_dummy_sb	0.1063	0.083	1.277	0.202	-0.057	0.269
l1_ged_dummy_ns	-0.1351	0.171	-0.790	0.430	-0.470	0.200
l1_ged_dummy_os	0.1170	0.077	1.518	0.129	-0.034	0.268
l1_acled_dummy_pr	0.0822	0.090	0.914	0.361	-0.094	0.258
decay_12_cw_ged_dummy_sb_0	1.9314	0.069	27.790	0.000	1.795	2.068
decay_12_cw_ged_dummy_ns_0	1.0385	0.099	10.478	0.000	0.844	1.233
decay_12_cw_ged_dummy_os_0	3.0814	0.077	39.882	0.000	2.930	3.233
decay_12_cw_acled_dummy_pr_0	0.9491	0.070	13.472	0.000	0.811	1.087
q_1_1_l1_ged_dummy_sb	0.0878	0.031	2.852	0.004	0.027	0.148
q_1_1_l1_ged_dummy_ns	0.2102	0.066	3.204	0.001	0.082	0.339
q_1_1_l1_ged_dummy_os	0.4813	0.035	13.699	0.000	0.412	0.550
q_1_1_l1_acled_dummy_pr	0.0372	0.032	1.179	0.238	-0.025	0.099
ln_dist_diamsec	-0.0414	0.025	-1.660	0.097	-0.090	0.007
ln_dist_petroleum	0.2285	0.030	7.662	0.000	0.170	0.287
agri_ih_li	0.0010	0.001	0.649	0.516	-0.002	0.004
barren_ih_li	-0.0089	0.001	-6.049	0.000	-0.012	-0.006
forest_ih_li	0.0012	0.001	1.016	0.310	-0.001	0.004
mountains_mean	-0.2023	0.063	-3.224	0.001	-0.325	-0.079
savanna_ih_li	0.0077	0.001	7.055	0.000	0.006	0.010
shrub_ih_li	-0.0025	0.002	-1.265	0.206	-0.006	0.001
pasture_ih_li	-0.0013	0.001	-1.199	0.231	-0.003	0.001
urban_ih_li	0.0419	0.015	2.804	0.005	0.013	0.071
ln_bdist3	-0.0654	0.013	-4.874	0.000	-0.092	-0.039
ln_ttime	-0.1644	0.036	-4.622	0.000	-0.234	-0.095
ln_capdist	0.1771	0.020	9.064	0.000	0.139	0.215
ln_pop	0.2149	0.019	11.548	0.000	0.178	0.251
gcp_li_mer	0.0220	0.021	1.053	0.292	-0.019	0.063
imr_mean	0.0005	5.7e-05	8.123	0.000	0.000	0.001
excluded_dummy_li	0.3962	0.035	11.466	0.000	0.329	0.464
Intercept	-8.0961	0.376	-21.534	0.000	-8.833	-7.359

4.15.4 pr_fcast

Dep. Variable:	acled_dummy_pr	**No. Observations:**	309707
Model:	Logit	**Df Residuals:**	309664
Method:	MLE	**Df Model:**	42
Date:	Sun, 28 Jul 2019	**Pseudo R-squ.:**	0.5583
Time:	09:36:23	**Log-Likelihood:**	-38368.
converged:	True	**LL-Null:**	-86872.

	coef	std err	z	P>|z|	[0.025	0.975]
l2_acled_dummy_pr	-0.0464	0.039	-1.204	0.228	-0.122	0.029
l3_acled_dummy_pr	0.0456	0.039	1.183	0.237	-0.030	0.121
l4_acled_dummy_pr	0.1205	0.039	3.099	0.002	0.044	0.197
l5_acled_dummy_pr	0.0739	0.039	1.912	0.056	-0.002	0.150
l6_acled_dummy_pr	0.2094	0.039	5.342	0.000	0.133	0.286
l7_acled_dummy_pr	0.2776	0.039	7.047	0.000	0.200	0.355
l8_acled_dummy_pr	0.2456	0.040	6.103	0.000	0.167	0.324
l9_acled_dummy_pr	0.2774	0.041	6.833	0.000	0.198	0.357
l10_acled_dummy_pr	0.2658	0.040	6.608	0.000	0.187	0.345
l11_acled_dummy_pr	0.4748	0.040	11.749	0.000	0.396	0.554
l12_acled_dummy_pr	0.3820	0.041	9.279	0.000	0.301	0.463
q_1_1_l2_acled_dummy_pr	0.1409	0.019	7.533	0.000	0.104	0.178
q_1_1_l3_acled_dummy_pr	0.0333	0.018	1.835	0.066	-0.002	0.069
l1_ged_dummy_sb	-0.2258	0.099	-2.280	0.023	-0.420	-0.032
l1_ged_dummy_ns	0.0318	0.155	0.205	0.838	-0.273	0.336
l1_ged_dummy_os	-0.1061	0.112	-0.949	0.343	-0.325	0.113
l1_acled_dummy_pr	-0.0392	0.039	-1.007	0.314	-0.115	0.037
decay_12_cw_ged_dummy_sb_0	0.7110	0.068	10.416	0.000	0.577	0.845
decay_12_cw_ged_dummy_ns_0	0.5496	0.082	6.698	0.000	0.389	0.710
decay_12_cw_ged_dummy_os_0	0.4869	0.073	6.674	0.000	0.344	0.630
decay_12_cw_acled_dummy_pr_0	3.4386	0.041	84.794	0.000	3.359	3.518
q_1_1_l1_ged_dummy_sb	-0.1509	0.036	-4.179	0.000	-0.222	-0.080
q_1_1_l1_ged_dummy_ns	-0.0096	0.057	-0.168	0.867	-0.121	0.102
q_1_1_l1_ged_dummy_os	-0.0511	0.041	-1.232	0.218	-0.132	0.030
q_1_1_l1_acled_dummy_pr	0.2535	0.018	14.194	0.000	0.218	0.289
ln_dist_diamsec	0.0057	0.014	0.396	0.692	-0.023	0.034
ln_dist_petroleum	0.0295	0.017	1.761	0.078	-0.003	0.062
agri_ih_li	0.0024	0.001	2.991	0.003	0.001	0.004
barren_ih_li	0.0030	0.001	4.047	0.000	0.002	0.005
forest_ih_li	0.0016	0.001	1.863	0.062	-8.21e-05	0.003
mountains_mean	0.2711	0.035	7.682	0.000	0.202	0.340
savanna_ih_li	0.0017	0.001	2.191	0.028	0.000	0.003
shrub_ih_li	0.0096	0.001	8.836	0.000	0.007	0.012
pasture_ih_li	0.0042	0.001	6.142	0.000	0.003	0.006
urban_ih_li	0.0800	0.009	9.031	0.000	0.063	0.097
ln_bdist3	-0.0933	0.008	-11.396	0.000	-0.109	-0.077
ln_ttime	-0.4975	0.020	-25.044	0.000	-0.536	-0.459
ln_capdist	-0.0100	0.011	-0.871	0.384	-0.032	0.012
ln_pop	0.2828	0.010	28.027	0.000	0.263	0.303
gcp_li_mer	-0.1007	0.012	-8.542	0.000	-0.124	-0.078
imr_mean	-0.0003	3.34e-05	-7.533	0.000	-0.000	-0.000
excluded_dummy_li	-0.0483	0.023	-2.111	0.035	-0.093	-0.003
Intercept	-3.7768	0.201	-18.753	0.000	-4.172	-3.382

4.15.5 sb_eval

Dep. Variable:	ged_dummy_sb	**No. Observations:**	249432
Model:	Logit	**Df Residuals:**	249389
Method:	MLE	**Df Model:**	42
Date:	Sun, 28 Jul 2019	**Pseudo R-squ.:**	0.5021
Time:	09:20:21	**Log-Likelihood:**	-17363.
converged:	True	**LL-Null:**	-34876.

	coef	std err	z	P>|z|	[0.025	0.975]
l2_ged_dummy_sb	-0.2100	0.067	-3.132	0.002	-0.341	-0.079
l3_ged_dummy_sb	0.0969	0.069	1.411	0.158	-0.038	0.232
l4_ged_dummy_sb	0.0156	0.068	0.228	0.820	-0.118	0.149
l5_ged_dummy_sb	-0.0599	0.069	-0.862	0.389	-0.196	0.076
l6_ged_dummy_sb	0.0977	0.069	1.407	0.159	-0.038	0.234
l7_ged_dummy_sb	0.0400	0.069	0.577	0.564	-0.096	0.176
l8_ged_dummy_sb	0.1629	0.069	2.349	0.019	0.027	0.299
l9_ged_dummy_sb	0.1051	0.071	1.483	0.138	-0.034	0.244
l10_ged_dummy_sb	0.2310	0.073	3.177	0.001	0.089	0.374
l11_ged_dummy_sb	0.2671	0.073	3.663	0.000	0.124	0.410
l12_ged_dummy_sb	0.1002	0.074	1.349	0.177	-0.045	0.246
q_1_1_l2_ged_dummy_sb	0.2819	0.033	8.588	0.000	0.218	0.346
q_1_1_l3_ged_dummy_sb	0.1897	0.032	5.906	0.000	0.127	0.253
l1_ged_dummy_sb	-0.1025	0.069	-1.490	0.136	-0.237	0.032
l1_ged_dummy_ns	-0.3367	0.251	-1.343	0.179	-0.828	0.155
l1_ged_dummy_os	-0.1843	0.107	-1.715	0.086	-0.395	0.026
l1_acled_dummy_pr	0.1545	0.122	1.263	0.207	-0.085	0.394
decay_12_cw_ged_dummy_sb_0	3.9934	0.068	58.584	0.000	3.860	4.127
decay_12_cw_ged_dummy_ns_0	0.4403	0.122	3.595	0.000	0.200	0.680
decay_12_cw_ged_dummy_os_0	1.5947	0.076	20.898	0.000	1.445	1.744
decay_12_cw_acled_dummy_pr_0	0.4528	0.084	5.388	0.000	0.288	0.618
q_1_1_l1_ged_dummy_sb	0.3592	0.033	11.034	0.000	0.295	0.423
q_1_1_l1_ged_dummy_ns	-0.1247	0.103	-1.210	0.226	-0.327	0.077
q_1_1_l1_ged_dummy_os	0.2547	0.041	6.276	0.000	0.175	0.334
q_1_1_l1_acled_dummy_pr	-0.1878	0.048	-3.874	0.000	-0.283	-0.093
ln_dist_diamsec	0.2760	0.025	11.054	0.000	0.227	0.325
ln_dist_petroleum	-0.1960	0.025	-7.992	0.000	-0.244	-0.148
agri_ih_li	-0.0014	0.001	-0.926	0.354	-0.004	0.002
barren_ih_li	-0.0080	0.001	-6.315	0.000	-0.011	-0.006
forest_ih_li	-0.0038	0.001	-2.987	0.003	-0.006	-0.001
mountains_mean	-0.0715	0.058	-1.236	0.216	-0.185	0.042
savanna_ih_li	-0.0052	0.001	-4.109	0.000	-0.008	-0.003
shrub_ih_li	0.0094	0.001	6.529	0.000	0.007	0.012
pasture_ih_li	0.0030	0.001	2.867	0.004	0.001	0.005
urban_ih_li	0.0085	0.018	0.485	0.627	-0.026	0.043
ln_bdist3	-0.0642	0.013	-4.885	0.000	-0.090	-0.038
ln_ttime	-0.1284	0.033	-3.864	0.000	-0.194	-0.063
ln_capdist	0.1306	0.022	6.036	0.000	0.088	0.173
ln_pop	0.1835	0.017	10.936	0.000	0.151	0.216
gcp_li_mer	0.0259	0.022	1.153	0.249	-0.018	0.070
imr_mean	0.0005	5.09e-05	9.324	0.000	0.000	0.001
excluded_dummy_li	0.3377	0.034	10.053	0.000	0.272	0.403
Intercept	-6.9374	0.345	-20.120	0.000	-7.613	-6.262

4.15.6 ns_eval

Dep. Variable:	ged_dummy_ns	**No. Observations:**	244449
Model:	Logit	**Df Residuals:**	244406
Method:	MLE	**Df Model:**	42
Date:	Sun, 28 Jul 2019	**Pseudo R-squ.:**	0.3824
Time:	09:14:23	**Log-Likelihood:**	-8078.9
converged:	True	**LL-Null:**	-13082.

	coef	std err	z	P>|z|	[0.025	0.975]
l2_ged_dummy_ns	0.0039	0.127	0.031	0.975	-0.245	0.252
l3_ged_dummy_ns	0.1253	0.129	0.970	0.332	-0.128	0.379
l4_ged_dummy_ns	-0.0919	0.126	-0.729	0.466	-0.339	0.155
l5_ged_dummy_ns	0.0194	0.131	0.148	0.883	-0.238	0.277
l6_ged_dummy_ns	0.0243	0.137	0.178	0.859	-0.244	0.292
l7_ged_dummy_ns	-0.0170	0.139	-0.122	0.903	-0.289	0.255
l8_ged_dummy_ns	0.5352	0.137	3.914	0.000	0.267	0.803
l9_ged_dummy_ns	0.5789	0.137	4.213	0.000	0.310	0.848
l10_ged_dummy_ns	-0.0575	0.149	-0.386	0.700	-0.350	0.235
l11_ged_dummy_ns	0.1931	0.148	1.306	0.191	-0.097	0.483
l12_ged_dummy_ns	0.4843	0.148	3.275	0.001	0.194	0.774
q_1_1_l2_ged_dummy_ns	0.5170	0.075	6.856	0.000	0.369	0.665
q_1_1_l3_ged_dummy_ns	0.3256	0.076	4.261	0.000	0.176	0.475
l1_ged_dummy_sb	-0.2656	0.185	-1.434	0.152	-0.629	0.098
l1_ged_dummy_ns	0.2273	0.130	1.755	0.079	-0.026	0.481
l1_ged_dummy_os	0.4481	0.173	2.583	0.010	0.108	0.788
l1_acled_dummy_pr	0.3018	0.144	2.095	0.036	0.019	0.584
decay_12_cw_ged_dummy_sb_0	0.8339	0.131	6.345	0.000	0.576	1.091
decay_12_cw_ged_dummy_ns_0	4.0293	0.123	32.762	0.000	3.788	4.270
decay_12_cw_ged_dummy_os_0	1.1841	0.132	8.945	0.000	0.925	1.444
decay_12_cw_acled_dummy_pr_0	0.7883	0.112	7.013	0.000	0.568	1.009
q_1_1_l1_ged_dummy_sb	-0.3285	0.077	-4.244	0.000	-0.480	-0.177
q_1_1_l1_ged_dummy_ns	0.6383	0.072	8.901	0.000	0.498	0.779
q_1_1_l1_ged_dummy_os	0.1179	0.068	1.743	0.081	-0.015	0.251
q_1_1_l1_acled_dummy_pr	0.0547	0.049	1.124	0.261	-0.041	0.150
ln_dist_diamsec	0.4728	0.043	10.881	0.000	0.388	0.558
ln_dist_petroleum	0.6947	0.057	12.242	0.000	0.583	0.806
agri_ih_li	0.0147	0.002	6.072	0.000	0.010	0.020
barren_ih_li	-0.0002	0.002	-0.101	0.919	-0.005	0.004
forest_ih_li	0.0044	0.002	1.872	0.061	-0.000	0.009
mountains_mean	-0.4659	0.097	-4.817	0.000	-0.655	-0.276
savanna_ih_li	0.0068	0.002	3.001	0.003	0.002	0.011
shrub_ih_li	0.0222	0.003	8.876	0.000	0.017	0.027
pasture_ih_li	0.0113	0.002	5.755	0.000	0.007	0.015
urban_ih_li	0.0489	0.021	2.325	0.020	0.008	0.090
ln_bdist3	-0.0477	0.020	-2.342	0.019	-0.088	-0.008
ln_ttime	0.1912	0.052	3.648	0.000	0.088	0.294
ln_capdist	0.2789	0.034	8.201	0.000	0.212	0.346
ln_pop	0.3266	0.028	11.853	0.000	0.273	0.381
gcp_li_mer	0.0096	0.033	0.296	0.768	-0.054	0.074
imr_mean	-0.0002	8.38e-05	-2.374	0.018	-0.000	-3.47e-05
excluded_dummy_li	0.2758	0.052	5.285	0.000	0.174	0.378
Intercept	-14.7994	0.589	-25.114	0.000	-15.954	-13.644

4.15.7 os_eval

Dep. Variable:	ged_dummy_os	**No. Observations:**	246915
Model:	Logit	**Df Residuals:**	246872
Method:	MLE	**Df Model:**	42
Date:	Sun, 28 Jul 2019	**Pseudo R-squ.:**	0.4744
Time:	09:16:24	**Log-Likelihood:**	-12956.
converged:	True	**LL-Null:**	-24652.

	coef	std err	z	P>|z|	[0.025	0.975]
l2_ged_dummy_os	0.1126	0.088	1.278	0.201	-0.060	0.285
l3_ged_dummy_os	-0.1136	0.087	-1.300	0.194	-0.285	0.058
l4_ged_dummy_os	-0.1210	0.088	-1.378	0.168	-0.293	0.051
l5_ged_dummy_os	-0.0386	0.087	-0.443	0.658	-0.209	0.132
l6_ged_dummy_os	0.1235	0.089	1.392	0.164	-0.050	0.298
l7_ged_dummy_os	0.2075	0.094	2.217	0.027	0.024	0.391
l8_ged_dummy_os	0.0957	0.094	1.020	0.308	-0.088	0.279
l9_ged_dummy_os	-0.0372	0.094	-0.395	0.693	-0.222	0.147
l10_ged_dummy_os	0.0345	0.094	0.366	0.714	-0.150	0.219
l11_ged_dummy_os	0.2067	0.094	2.197	0.028	0.022	0.391
l12_ged_dummy_os	0.0451	0.099	0.455	0.649	-0.149	0.239
q_1_1_l2_ged_dummy_os	0.2060	0.041	5.030	0.000	0.126	0.286
q_1_1_l3_ged_dummy_os	0.2041	0.040	5.041	0.000	0.125	0.283
l1_ged_dummy_sb	-0.0620	0.096	-0.648	0.517	-0.250	0.126
l1_ged_dummy_ns	0.1536	0.213	0.720	0.472	-0.265	0.572
l1_ged_dummy_os	0.0861	0.089	0.973	0.331	-0.087	0.260
l1_acled_dummy_pr	0.0191	0.120	0.159	0.874	-0.217	0.255
decay_12_cw_ged_dummy_sb_0	2.0620	0.080	25.767	0.000	1.905	2.219
decay_12_cw_ged_dummy_ns_0	1.1392	0.119	9.587	0.000	0.906	1.372
decay_12_cw_ged_dummy_os_0	3.1910	0.089	36.003	0.000	3.017	3.365
decay_12_cw_acled_dummy_pr_0	0.8611	0.089	9.727	0.000	0.688	1.035
q_1_1_l1_ged_dummy_sb	0.1774	0.038	4.704	0.000	0.103	0.251
q_1_1_l1_ged_dummy_ns	0.3119	0.086	3.606	0.000	0.142	0.481
q_1_1_l1_ged_dummy_os	0.4197	0.041	10.307	0.000	0.340	0.499
q_1_1_l1_acled_dummy_pr	-0.0975	0.049	-1.988	0.047	-0.194	-0.001
ln_dist_diamsec	-0.1258	0.028	-4.438	0.000	-0.181	-0.070
ln_dist_petroleum	0.2203	0.033	6.669	0.000	0.156	0.285
agri_ih_li	0.0042	0.002	2.482	0.013	0.001	0.008
barren_ih_li	-0.0093	0.002	-5.354	0.000	-0.013	-0.006
forest_ih_li	0.0025	0.001	1.885	0.059	-0.000	0.005
mountains_mean	-0.1838	0.072	-2.564	0.010	-0.324	-0.043
savanna_ih_li	0.0078	0.001	6.144	0.000	0.005	0.010
shrub_ih_li	-0.0030	0.002	-1.279	0.201	-0.008	0.002
pasture_ih_li	-0.0007	0.001	-0.569	0.569	-0.003	0.002
urban_ih_li	0.0554	0.017	3.195	0.001	0.021	0.089
ln_bdist3	-0.0548	0.015	-3.580	0.000	-0.085	-0.025
ln_ttime	-0.2096	0.041	-5.082	0.000	-0.290	-0.129
ln_capdist	0.2225	0.022	9.922	0.000	0.179	0.266
ln_pop	0.1952	0.021	9.191	0.000	0.154	0.237
gcp_li_mer	0.0515	0.024	2.179	0.029	0.005	0.098
imr_mean	0.0003	6.49e-05	5.304	0.000	0.000	0.000
excluded_dummy_li	0.3825	0.040	9.614	0.000	0.304	0.460
Intercept	-7.7953	0.431	-18.099	0.000	-8.639	-6.951

4.15.8 pr_eval

Dep. Variable:	acled_dummy_pr	**No. Observations:**	255567
Model:	Logit	**Df Residuals:**	255524
Method:	MLE	**Df Model:**	42
Date:	Sun, 28 Jul 2019	**Pseudo R-squ.:**	0.5379
Time:	09:16:14	**Log-Likelihood:**	-25950.
converged:	True	**LL-Null:**	-56152.

	coef	std err	z	P>|z|	[0.025	0.975]
l2_acled_dummy_pr	-0.0310	0.051	-0.610	0.542	-0.131	0.069
l3_acled_dummy_pr	0.1360	0.051	2.650	0.008	0.035	0.237
l4_acled_dummy_pr	0.1810	0.052	3.495	0.000	0.079	0.282
l5_acled_dummy_pr	0.1000	0.052	1.939	0.052	-0.001	0.201
l6_acled_dummy_pr	0.2390	0.052	4.573	0.000	0.137	0.341
l7_acled_dummy_pr	0.3892	0.053	7.374	0.000	0.286	0.493
l8_acled_dummy_pr	0.2997	0.054	5.571	0.000	0.194	0.405
l9_acled_dummy_pr	0.3478	0.055	6.376	0.000	0.241	0.455
l10_acled_dummy_pr	0.3630	0.054	6.712	0.000	0.257	0.469
l11_acled_dummy_pr	0.3838	0.055	6.980	0.000	0.276	0.492
l12_acled_dummy_pr	0.3679	0.056	6.544	0.000	0.258	0.478
q_1_1_l2_acled_dummy_pr	0.1576	0.027	5.865	0.000	0.105	0.210
q_1_1_l3_acled_dummy_pr	0.1041	0.026	4.007	0.000	0.053	0.155
l1_ged_dummy_sb	-0.1760	0.123	-1.430	0.153	-0.417	0.065
l1_ged_dummy_ns	-0.1705	0.199	-0.856	0.392	-0.561	0.220
l1_ged_dummy_os	-0.0056	0.146	-0.039	0.969	-0.292	0.280
l1_acled_dummy_pr	-0.0073	0.052	-0.142	0.887	-0.109	0.094
decay_12_cw_ged_dummy_sb_0	0.7311	0.084	8.738	0.000	0.567	0.895
decay_12_cw_ged_dummy_ns_0	0.9122	0.102	8.968	0.000	0.713	1.112
decay_12_cw_ged_dummy_os_0	0.2941	0.092	3.206	0.001	0.114	0.474
decay_12_cw_acled_dummy_pr_0	3.3009	0.052	63.305	0.000	3.199	3.403
q_1_1_l1_ged_dummy_sb	-0.1525	0.046	-3.328	0.001	-0.242	-0.063
q_1_1_l1_ged_dummy_ns	-0.0738	0.077	-0.954	0.340	-0.225	0.078
q_1_1_l1_ged_dummy_os	-0.0566	0.054	-1.045	0.296	-0.163	0.050
q_1_1_l1_acled_dummy_pr	0.2770	0.026	10.754	0.000	0.227	0.328
ln_dist_diamsec	-0.0398	0.018	-2.250	0.024	-0.074	-0.005
ln_dist_petroleum	0.0640	0.021	3.081	0.002	0.023	0.105
agri_ih_li	0.0017	0.001	1.728	0.084	-0.000	0.004
barren_ih_li	0.0036	0.001	3.871	0.000	0.002	0.005
forest_ih_li	0.0009	0.001	0.866	0.387	-0.001	0.003
mountains_mean	0.2566	0.044	5.838	0.000	0.170	0.343
savanna_ih_li	0.0016	0.001	1.643	0.100	-0.000	0.003
shrub_ih_li	0.0112	0.001	8.390	0.000	0.009	0.014
pasture_ih_li	0.0044	0.001	5.282	0.000	0.003	0.006
urban_ih_li	0.0902	0.010	8.690	0.000	0.070	0.111
ln_bdist3	-0.1097	0.010	-10.849	0.000	-0.130	-0.090
ln_ttime	-0.5027	0.025	-20.162	0.000	-0.552	-0.454
ln_capdist	-0.0051	0.014	-0.378	0.706	-0.032	0.021
ln_pop	0.3231	0.013	25.549	0.000	0.298	0.348
gcp_li_mer	-0.1073	0.016	-6.915	0.000	-0.138	-0.077
imr_mean	-0.0003	4.14e-05	-6.348	0.000	-0.000	-0.000
excluded_dummy_li	-0.0895	0.028	-3.152	0.002	-0.145	-0.034
Intercept	-4.3073	0.251	-17.180	0.000	-4.799	-3.816

4.16 osa_pgm_acled_nocm_rf

4.16.1 sb_fcast

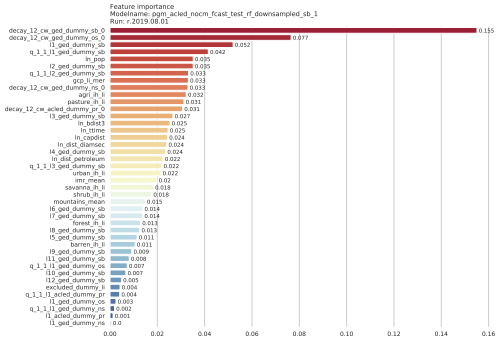

(a) 1 month

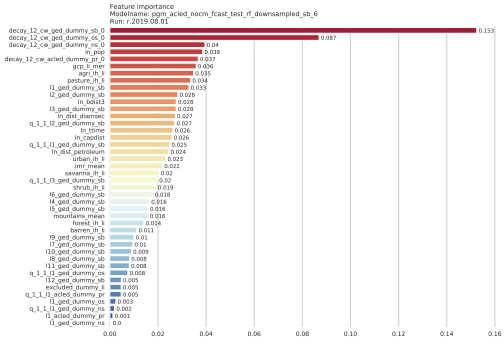

(b) 6 months

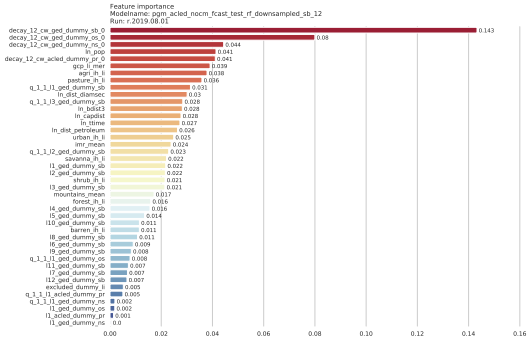

(c) 12 months

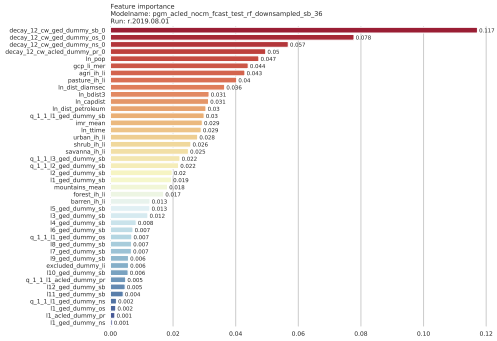

(d) 36 months

4.16.2 ns_fcast

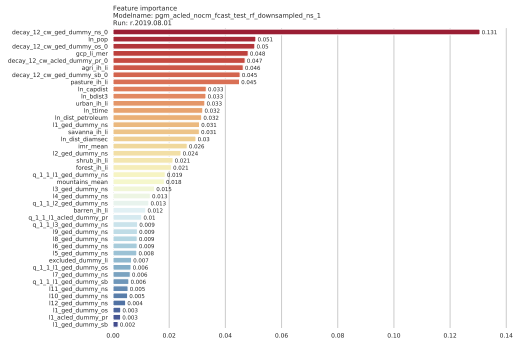

(a) 1 month

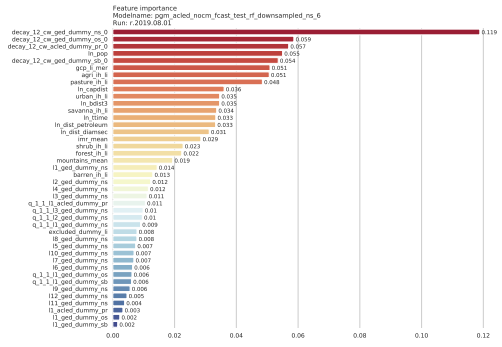

(b) 6 months

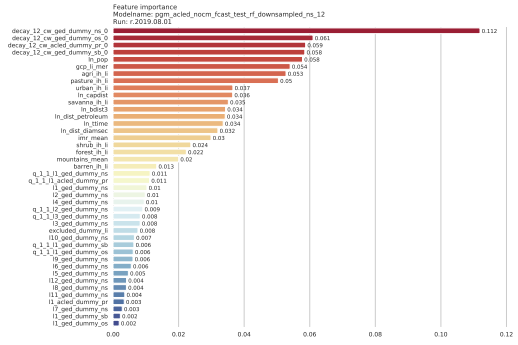

(c) 12 months

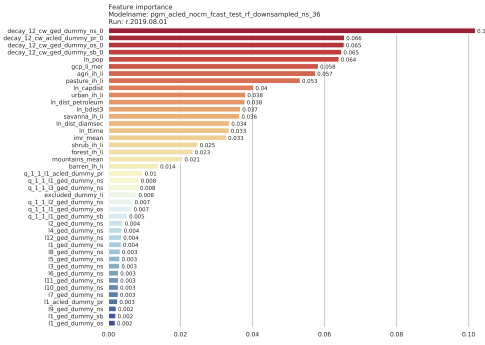

(d) 36 months

4.16.3 os_fcast

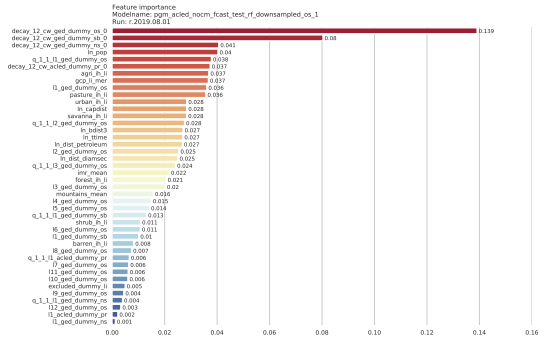

(a) 1 month

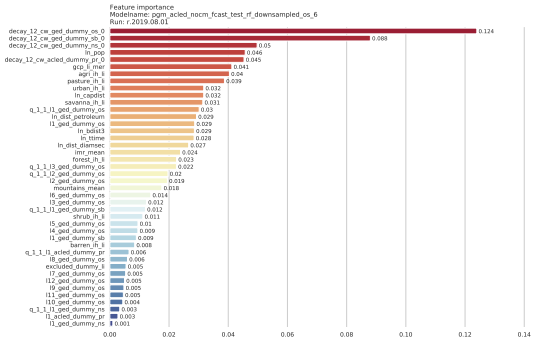

(b) 6 months

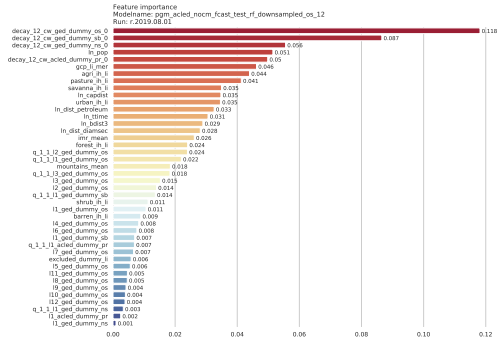

(c) 12 months

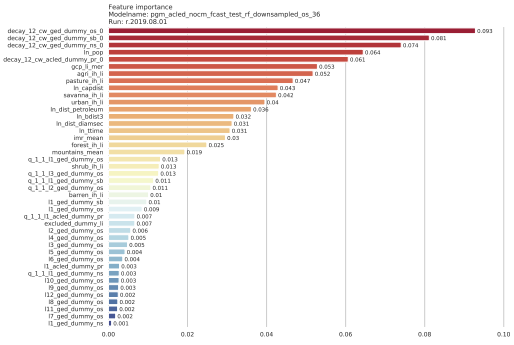

(d) 36 months

4.16.4 pr_fcast

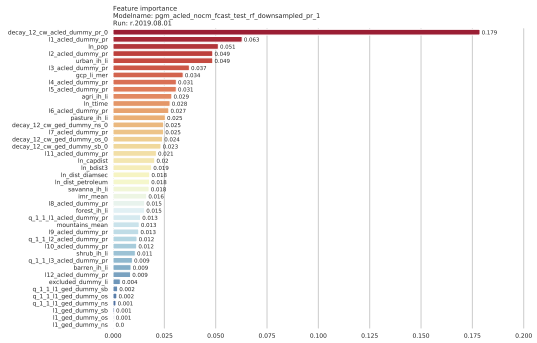

(a) 1 month

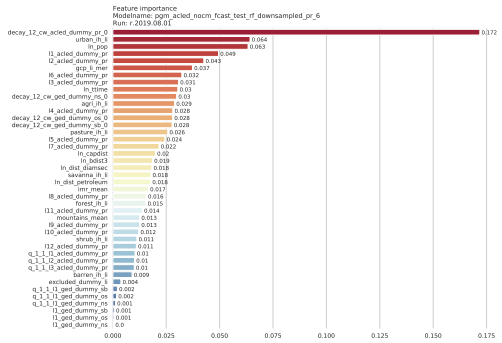

(b) 6 months

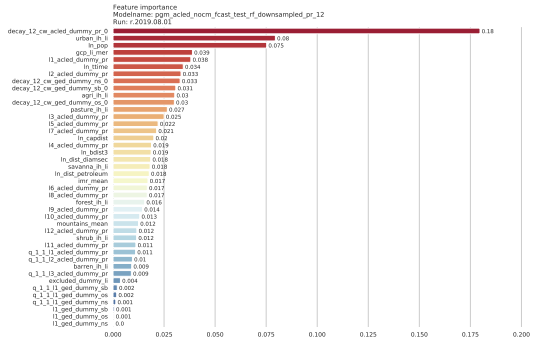

(c) 12 months

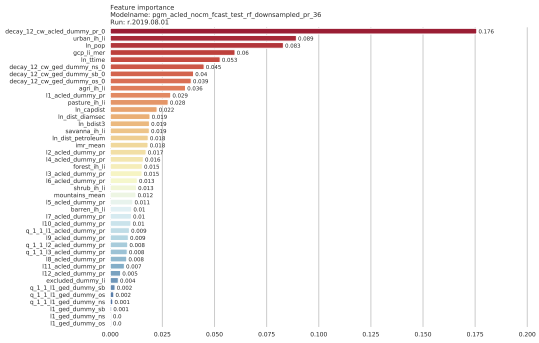

(d) 36 months

4.16.5 sb_eval

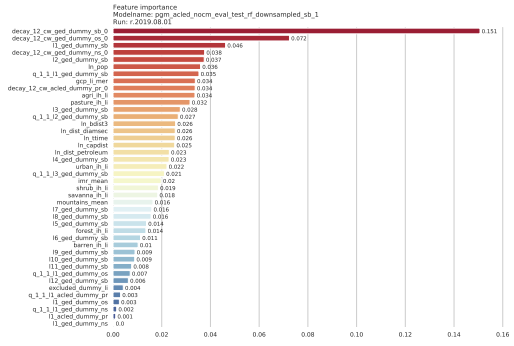

(a) 1 month

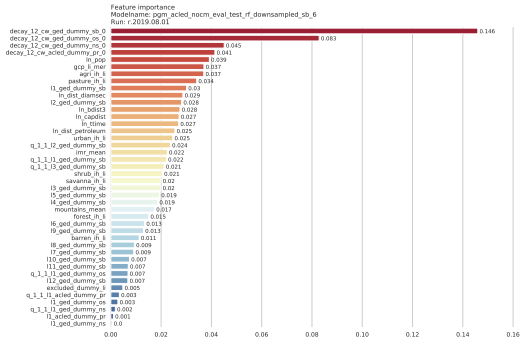

(b) 6 months

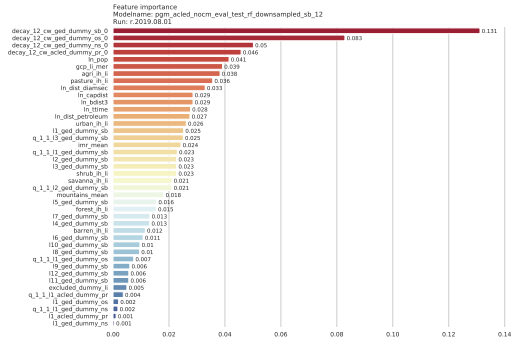

(c) 12 months

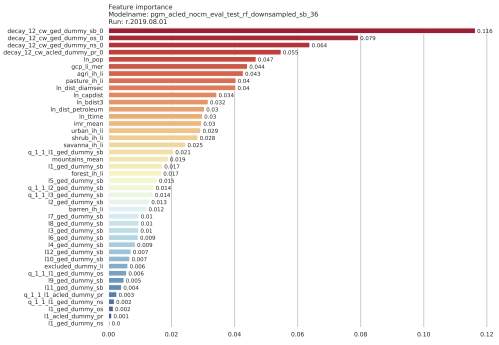

(d) 36 months

4.16.6 ns_eval

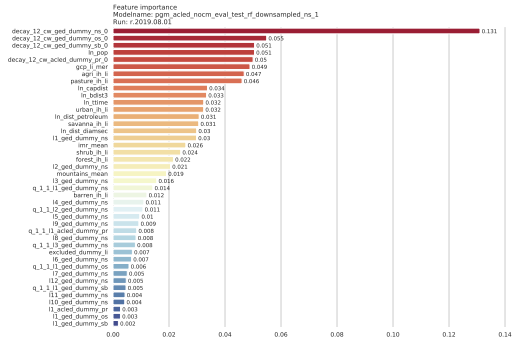

(a) 1 month

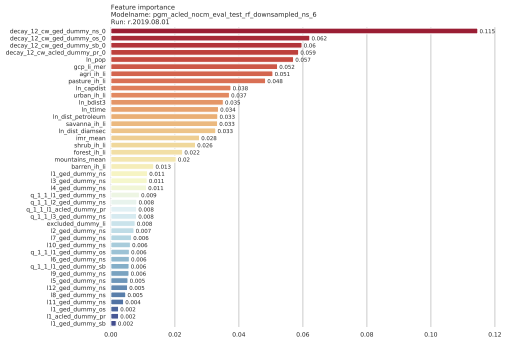

(b) 6 months

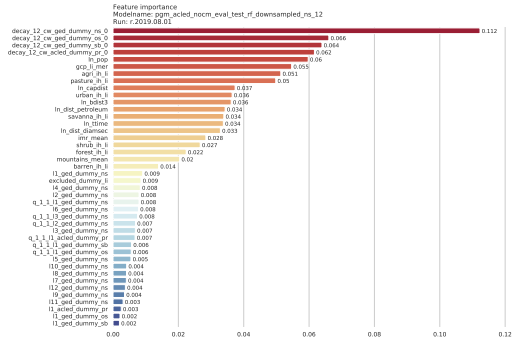

(c) 12 months

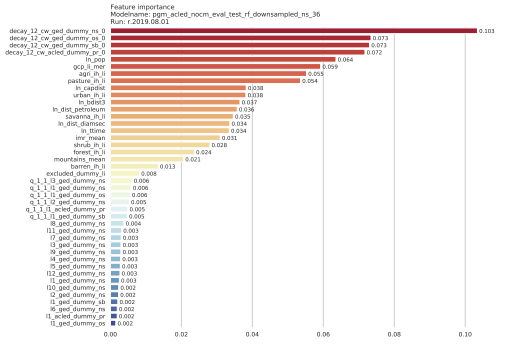

(d) 36 months

4.16.7 os_eval

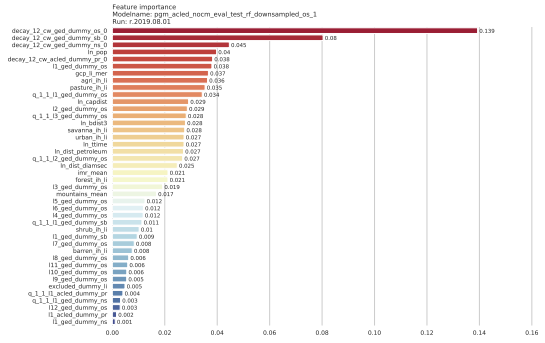

(a) 1 month

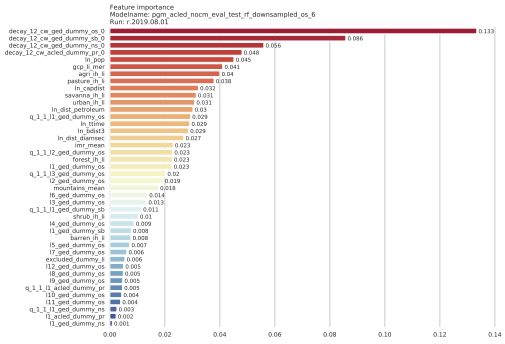

(b) 6 months

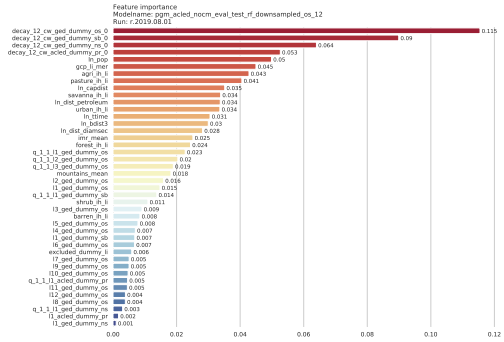

(c) 12 months

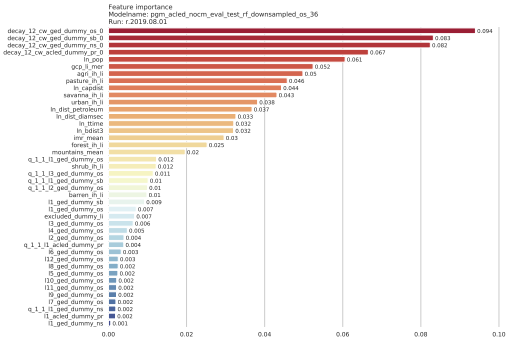

(d) 36 months

4.16.8 pr_eval

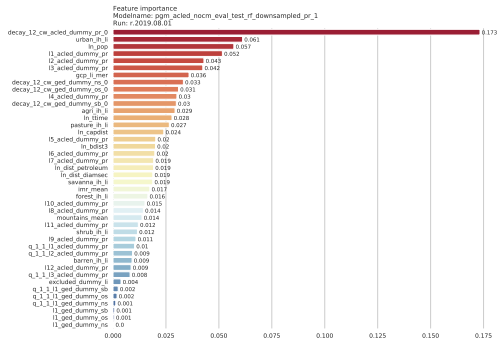

(a) 1 month

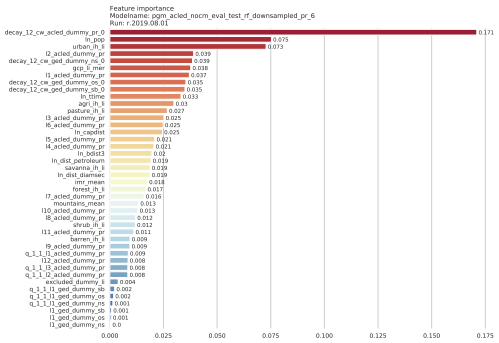

(b) 6 months

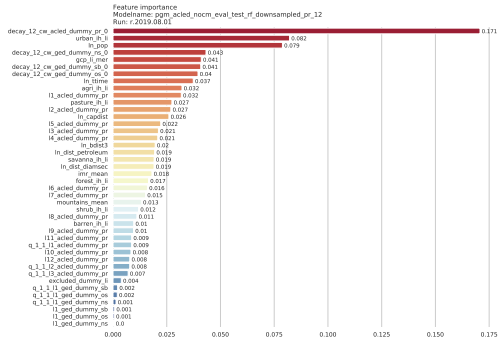

(c) 12 months

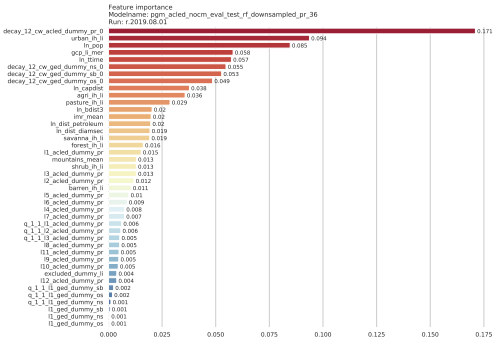

(d) 36 months

4.17 osa_pgm_acled_soc_logit

4.17.1 sb_fcast

Dep. Variable:	ged_dummy_sb	**No. Observations:**	296587
Model:	Logit	**Df Residuals:**	296579
Method:	MLE	**Df Model:**	7
Date:	Sun, 28 Jul 2019	**Pseudo R-squ.:**	0.1512
Time:	10:01:13	**Log-Likelihood:**	-38299.
converged:	True	**LL-Null:**	-45121.

	coef	**std err**	**z**	**P>|z|**	**[0.025**	**0.975]**
ln_bdist3	-0.2508	0.008	-32.514	0.000	-0.266	-0.236
ln_ttime	-0.2447	0.021	-11.821	0.000	-0.285	-0.204
ln_capdist	0.0262	0.013	2.087	0.037	0.002	0.051
ln_pop	0.4789	0.009	52.694	0.000	0.461	0.497
gcp_li_mer	0.1472	0.011	13.681	0.000	0.126	0.168
imr_mean	0.0006	3.04e-05	18.106	0.000	0.000	0.001
excluded_dummy_li	0.7327	0.021	34.413	0.000	0.691	0.774
Intercept	-7.0283	0.208	-33.728	0.000	-7.437	-6.620

4.17.2 ns_fcast

Dep. Variable:	ged_dummy_ns	**No. Observations:**	290312
Model:	Logit	**Df Residuals:**	290304
Method:	MLE	**Df Model:**	7
Date:	Sun, 28 Jul 2019	**Pseudo R-squ.:**	0.1110
Time:	09:49:40	**Log-Likelihood:**	-16629.
converged:	True	**LL-Null:**	-18704.

	coef	**std err**	**z**	**P>|z|**	**[0.025**	**0.975]**
ln_bdist3	-0.0953	0.014	-7.011	0.000	-0.122	-0.069
ln_ttime	0.0416	0.035	1.199	0.231	-0.026	0.110
ln_capdist	0.3788	0.023	16.152	0.000	0.333	0.425
ln_pop	0.6532	0.015	42.162	0.000	0.623	0.684
gcp_li_mer	0.0567	0.018	3.082	0.002	0.021	0.093
imr_mean	-0.0002	5.24e-05	-4.337	0.000	-0.000	-0.000
excluded_dummy_li	0.4613	0.036	12.864	0.000	0.391	0.532
Intercept	-13.5668	0.369	-36.725	0.000	-14.291	-12.843

4.17.3 os_fcast

Dep. Variable:	ged_dummy_os	**No. Observations:**	293309
Model:	Logit	**Df Residuals:**	293301
Method:	MLE	**Df Model:**	7
Date:	Sun, 28 Jul 2019	**Pseudo R-squ.:**	0.1783
Time:	10:00:02	**Log-Likelihood:**	-26483.
converged:	True	**LL-Null:**	-32228.

	coef	**std err**	**z**	**P>|z|**	**[0.025**	**0.975]**
ln_bdist3	-0.2364	0.009	-24.947	0.000	-0.255	-0.218
ln_ttime	-0.3230	0.026	-12.287	0.000	-0.375	-0.271
ln_capdist	0.2219	0.015	14.757	0.000	0.192	0.251
ln_pop	0.6319	0.012	53.839	0.000	0.609	0.655
gcp_li_mer	0.0278	0.015	1.793	0.073	-0.003	0.058
imr_mean	0.0011	4.01e-05	28.206	0.000	0.001	0.001
excluded_dummy_li	0.6779	0.026	25.962	0.000	0.627	0.729
Intercept	-10.5785	0.268	-39.494	0.000	-11.103	-10.053

4.17.4 pr_fcast

Dep. Variable:	acled_dummy_pr	**No. Observations:**	309707
Model:	Logit	**Df Residuals:**	309699
Method:	MLE	**Df Model:**	7
Date:	Sun, 28 Jul 2019	**Pseudo R-squ.:**	0.3617
Time:	09:55:37	**Log-Likelihood:**	-55453.
converged:	True	**LL-Null:**	-86872.

	coef	**std err**	**z**	**P>|z|**	**[0.025**	**0.975]**
ln_bdist3	-0.1436	0.006	-23.629	0.000	-0.156	-0.132
ln_ttime	-0.7933	0.016	-49.860	0.000	-0.825	-0.762
ln_capdist	-0.0586	0.009	-6.744	0.000	-0.076	-0.042
ln_pop	0.6685	0.007	95.748	0.000	0.655	0.682
gcp_li_mer	0.1723	0.010	17.257	0.000	0.153	0.192
imr_mean	-0.0007	2.39e-05	-28.032	0.000	-0.001	-0.001
excluded_dummy_li	-0.0030	0.018	-0.167	0.867	-0.038	0.032
Intercept	-4.0800	0.150	-27.177	0.000	-4.374	-3.786

4.17.5 sb_eval

Dep. Variable:	ged_dummy_sb	**No. Observations:**	249432
Model:	Logit	**Df Residuals:**	249424
Method:	MLE	**Df Model:**	7
Date:	Sun, 28 Jul 2019	**Pseudo R-squ.:**	0.1567
Time:	09:48:03	**Log-Likelihood:**	-29412.
converged:	True	**LL-Null:**	-34876.

	coef	**std err**	**z**	**P>|z|**	**[0.025**	**0.975]**
ln_bdist3	-0.2379	0.009	-26.778	0.000	-0.255	-0.220
ln_ttime	-0.2295	0.024	-9.601	0.000	-0.276	-0.183
ln_capdist	-0.0432	0.014	-3.022	0.003	-0.071	-0.015
ln_pop	0.4833	0.011	45.986	0.000	0.463	0.504
gcp_li_mer	0.1477	0.013	11.614	0.000	0.123	0.173
imr_mean	0.0003	3.46e-05	9.553	0.000	0.000	0.000
excluded_dummy_li	0.8975	0.025	36.463	0.000	0.849	0.946
Intercept	-6.7840	0.240	-28.289	0.000	-7.254	-6.314

4.17.6 ns_eval

Dep. Variable:	ged_dummy_ns	**No. Observations:**	244449
Model:	Logit	**Df Residuals:**	244441
Method:	MLE	**Df Model:**	7
Date:	Sun, 28 Jul 2019	**Pseudo R-squ.:**	0.1173
Time:	09:36:01	**Log-Likelihood:**	-11547.
converged:	True	**LL-Null:**	-13082.

	coef	**std err**	**z**	**P>|z|**	**[0.025**	**0.975]**
ln_bdist3	-0.1324	0.016	-8.166	0.000	-0.164	-0.101
ln_ttime	0.1691	0.042	4.039	0.000	0.087	0.251
ln_capdist	0.2848	0.028	10.194	0.000	0.230	0.340
ln_pop	0.6902	0.019	36.259	0.000	0.653	0.728
gcp_li_mer	0.1068	0.020	5.440	0.000	0.068	0.145
imr_mean	-0.0001	6.4e-05	-1.601	0.109	-0.000	2.3e-05
excluded_dummy_li	0.6438	0.044	14.790	0.000	0.558	0.729
Intercept	-14.4370	0.450	-32.116	0.000	-15.318	-13.556

4.17.7 os_eval

Dep. Variable:	ged_dummy_os	**No. Observations:**	246915
Model:	Logit	**Df Residuals:**	246907
Method:	MLE	**Df Model:**	7
Date:	Sun, 28 Jul 2019	**Pseudo R-squ.:**	0.1745
Time:	09:36:10	**Log-Likelihood:**	-20351.
converged:	True	**LL-Null:**	-24652.

	coef	**std err**	**z**	**P>|z|**	**[0.025**	**0.975]**
ln_bdist3	-0.2370	0.011	-21.770	0.000	-0.258	-0.216
ln_ttime	-0.3340	0.030	-11.110	0.000	-0.393	-0.275
ln_capdist	0.1847	0.017	10.745	0.000	0.151	0.218
ln_pop	0.6152	0.013	45.593	0.000	0.589	0.642
gcp_li_mer	0.0513	0.017	3.105	0.002	0.019	0.084
imr_mean	0.0011	4.57e-05	24.434	0.000	0.001	0.001
excluded_dummy_li	0.7524	0.030	24.960	0.000	0.693	0.811
Intercept	-10.2292	0.307	-33.343	0.000	-10.831	-9.628

4.17.8 pr_eval

Dep. Variable:	acled_dummy_pr	**No. Observations:**	255567
Model:	Logit	**Df Residuals:**	255559
Method:	MLE	**Df Model:**	7
Date:	Sun, 28 Jul 2019	**Pseudo R-squ.:**	0.3574
Time:	09:37:57	**Log-Likelihood:**	-36081.
converged:	True	**LL-Null:**	-56152.

	coef	**std err**	**z**	**P>|z|**	**[0.025**	**0.975]**
ln_bdist3	-0.1597	0.008	-21.095	0.000	-0.175	-0.145
ln_ttime	-0.8282	0.020	-40.768	0.000	-0.868	-0.788
ln_capdist	-0.0937	0.011	-8.876	0.000	-0.114	-0.073
ln_pop	0.6507	0.009	73.690	0.000	0.633	0.668
gcp_li_mer	0.1657	0.012	14.292	0.000	0.143	0.188
imr_mean	-0.0005	3.02e-05	-15.777	0.000	-0.001	-0.000
excluded_dummy_li	-0.0748	0.023	-3.254	0.001	-0.120	-0.030
Intercept	-3.9519	0.191	-20.738	0.000	-4.325	-3.578

4.18 osa_pgm_acled_soc_rf

4.18.1 sb_fcast

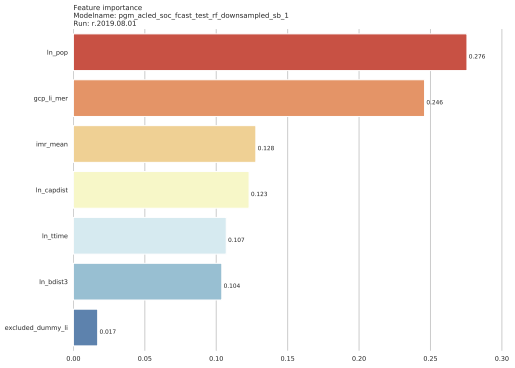

(a) 1 month

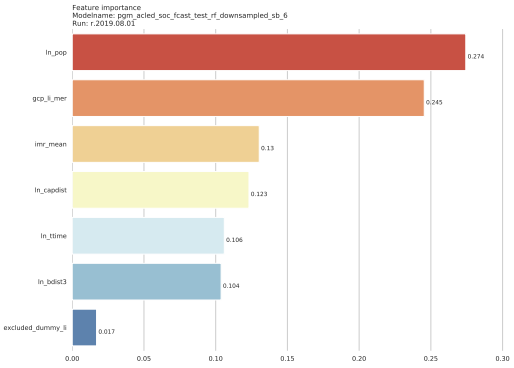

(b) 6 months

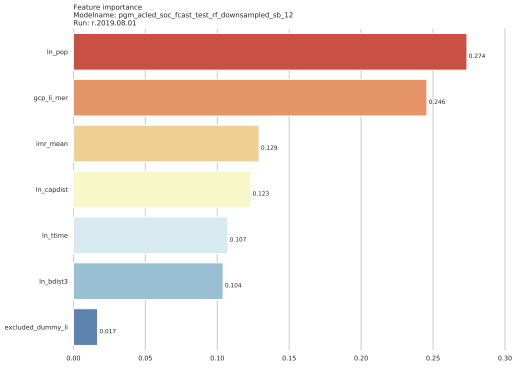

(c) 12 months

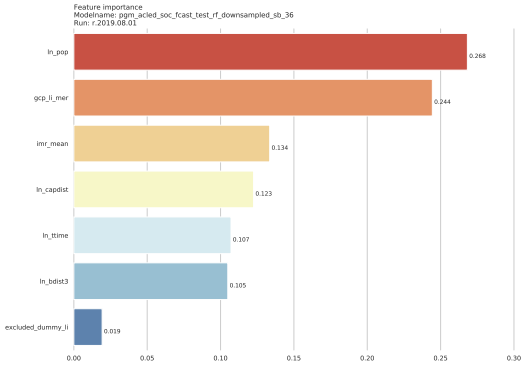

(d) 36 months

4.18.2 ns_fcast

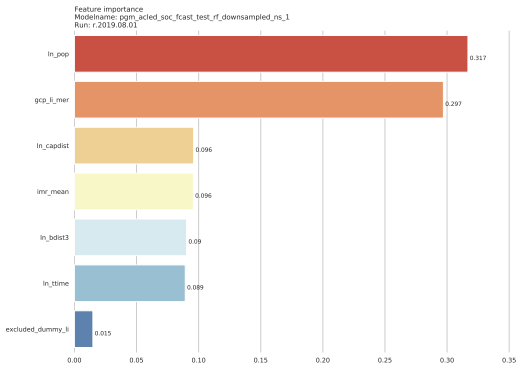

(a) 1 month

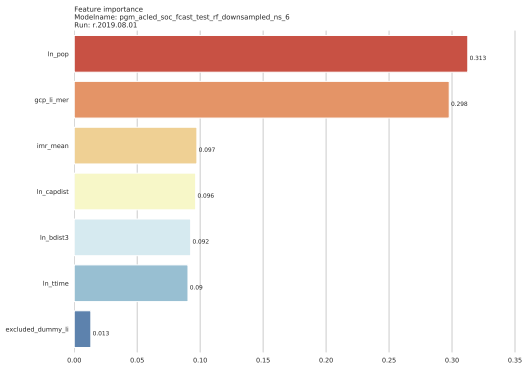

(b) 6 months

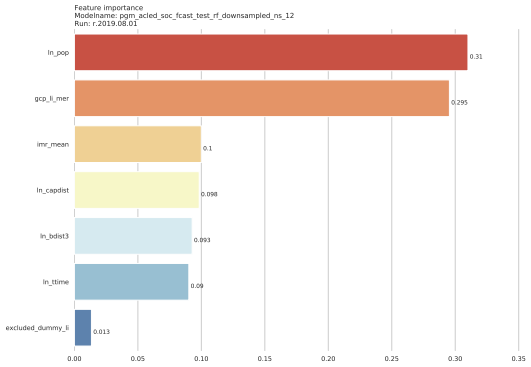

(c) 12 months

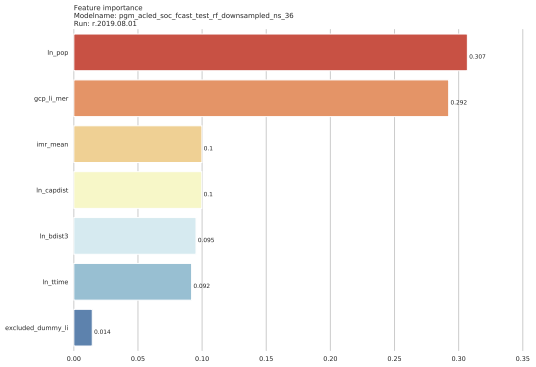

(d) 36 months

4.18.3 os_fcast

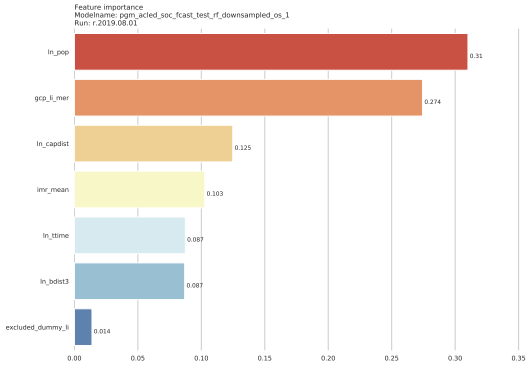

(a) 1 month

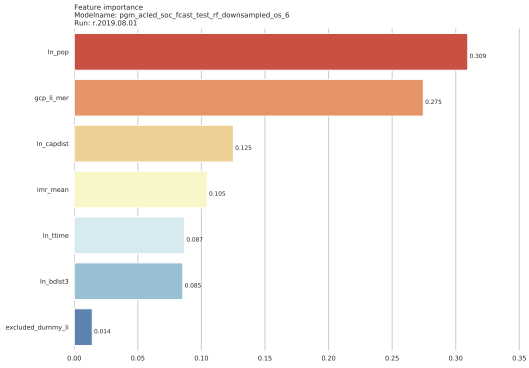

(b) 6 months

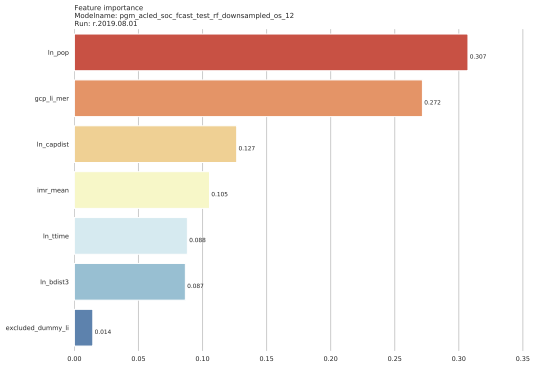

(c) 12 months

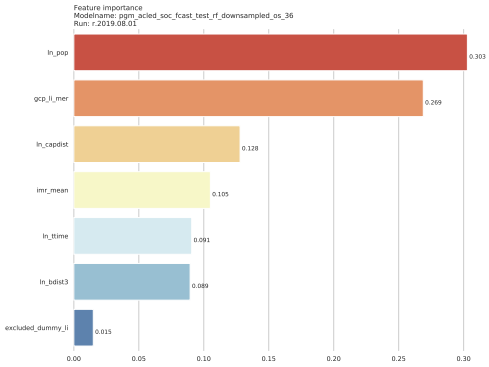

(d) 36 months

4.18.4 pr_fcast

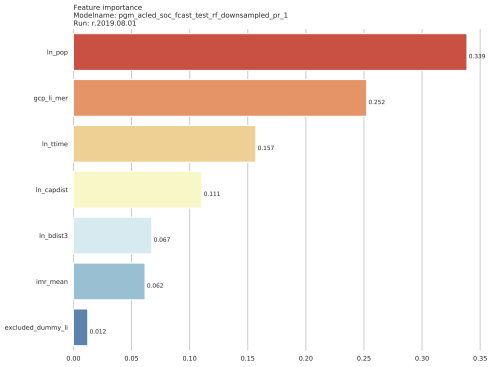

(a) 1 month

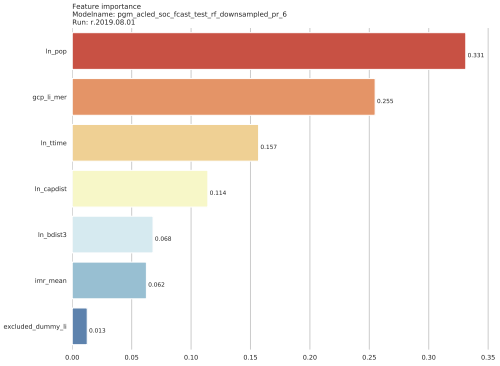

(b) 6 months

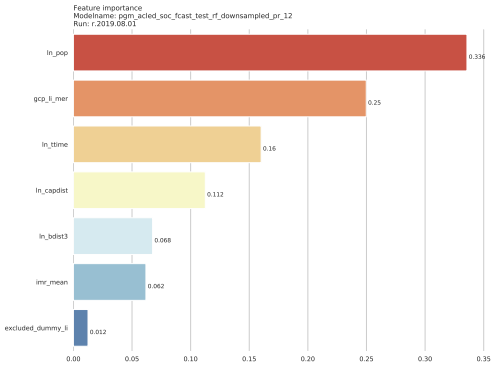

(c) 12 months

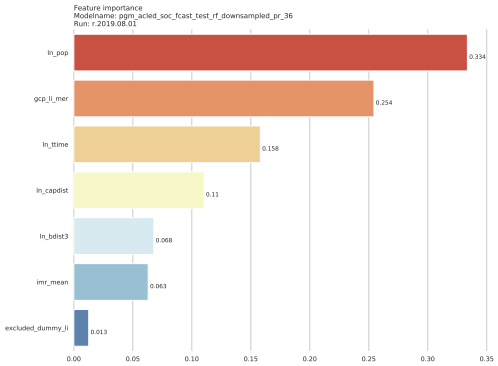

(d) 36 months

4.18.5 sb_eval

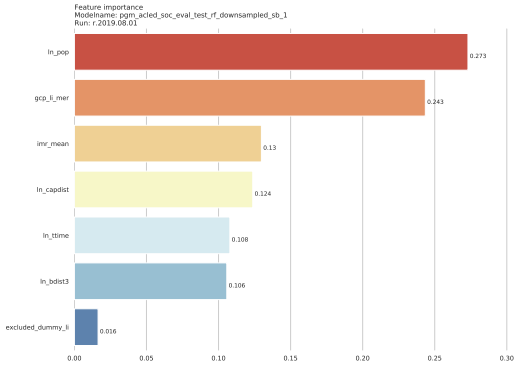

(a) 1 month

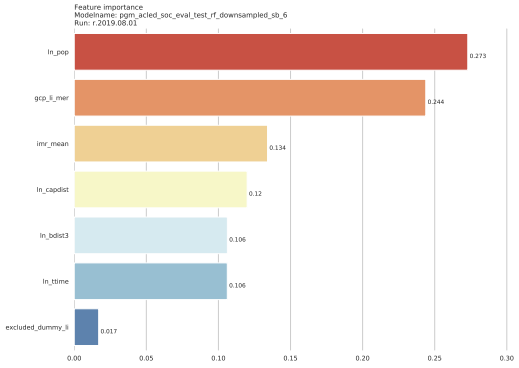

(b) 6 months

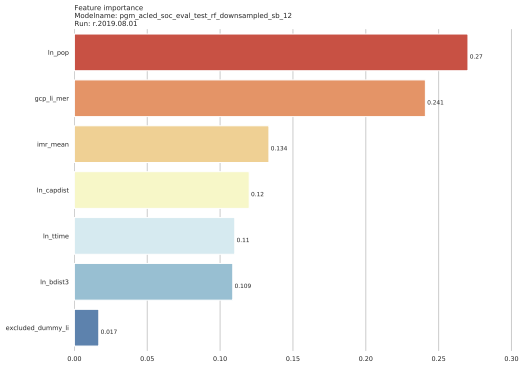

(c) 12 months

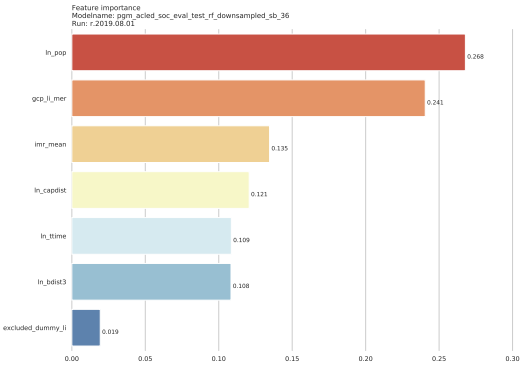

(d) 36 months

4.18.6 ns_eval

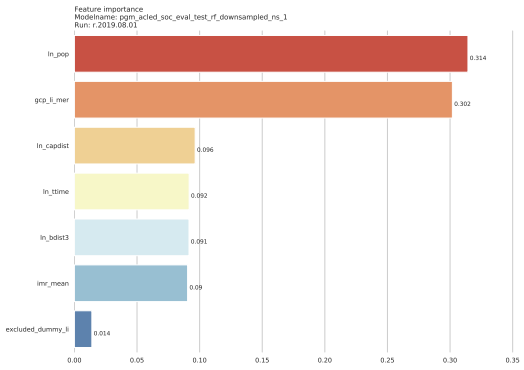

(a) 1 month

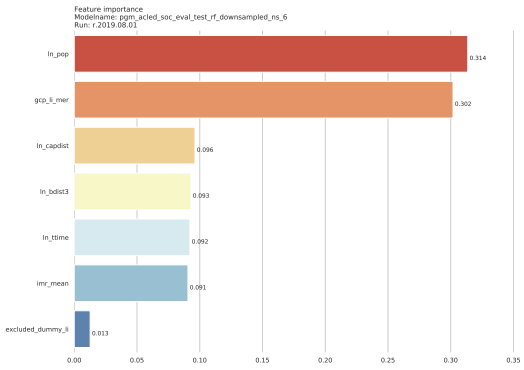

(b) 6 months

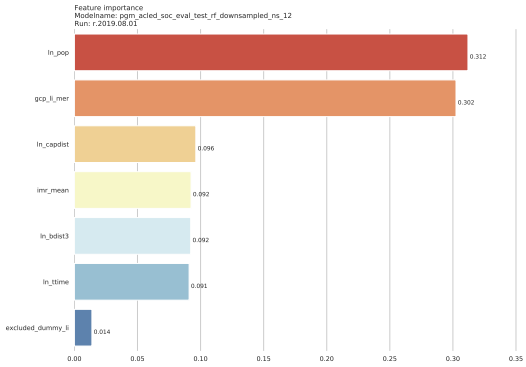

(c) 12 months

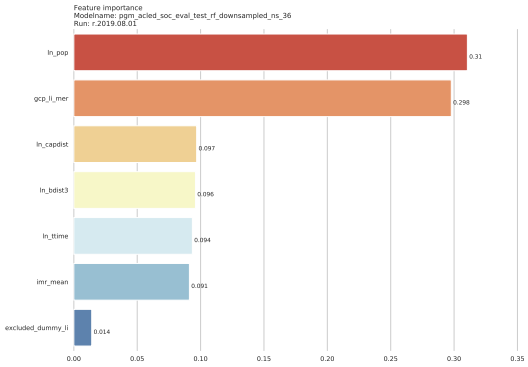

(d) 36 months

4.18.7 os_eval

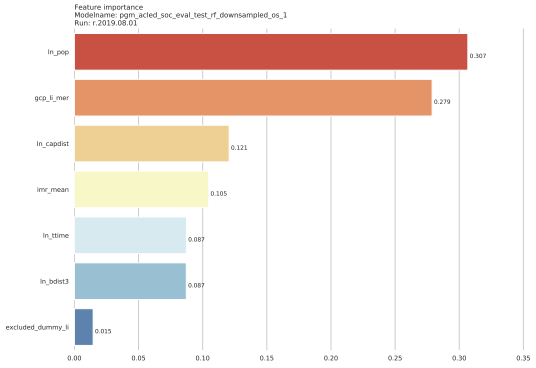

(a) 1 month

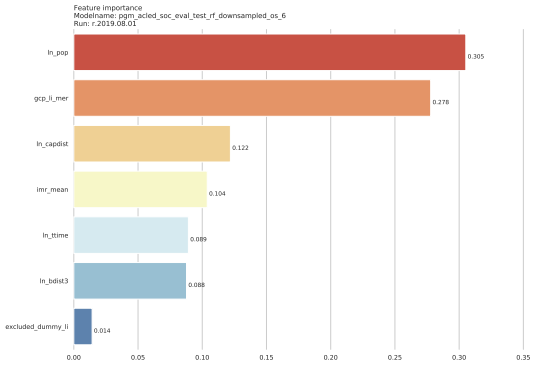

(b) 6 months

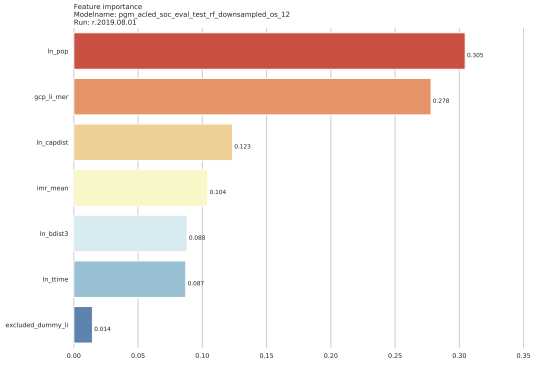

(c) 12 months

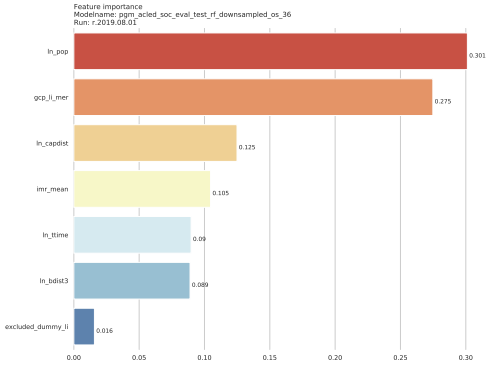

(d) 36 months

4.18.8 pr_eval

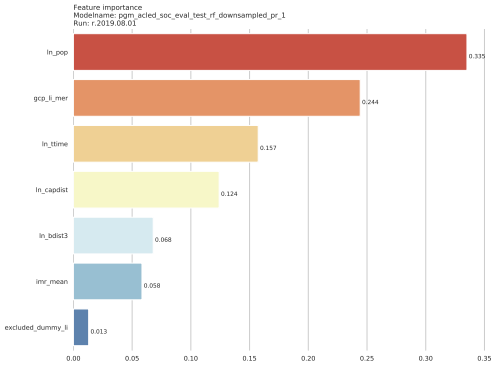

(a) 1 month

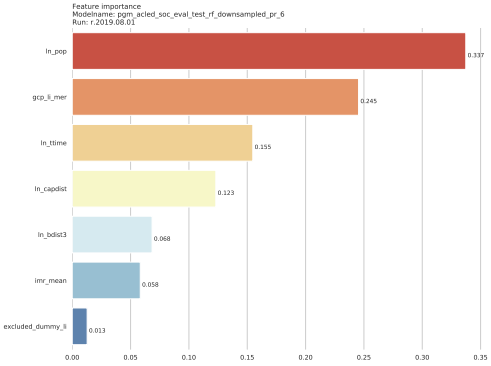

(b) 6 months

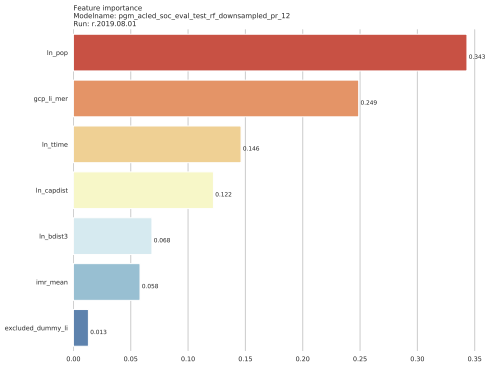

(c) 12 months

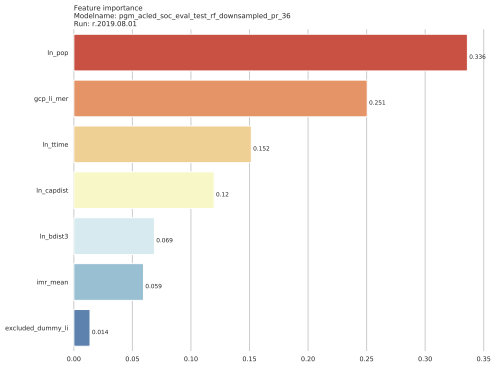

(d) 36 months

4.19 osa_pgm_acled_nat_logit

4.19.1 sb_fcast

Dep. Variable:	ged_dummy_sb	**No. Observations:**	296587
Model:	Logit	**Df Residuals:**	296576
Method:	MLE	**Df Model:**	10
Date:	Sun, 28 Jul 2019	**Pseudo R-squ.:**	0.1236
Time:	08:22:12	**Log-Likelihood:**	-39544.
converged:	True	**LL-Null:**	-45121.

	coef	**std err**	**z**	**P>|z|**	**[0.025**	**0.975]**
ln_dist_diamsec	0.5545	0.015	36.966	0.000	0.525	0.584
ln_dist_petroleum	0.0492	0.017	2.836	0.005	0.015	0.083
agri_ih_li	0.0131	0.001	17.843	0.000	0.012	0.015
barren_ih_li	-0.0286	0.001	-37.834	0.000	-0.030	-0.027
forest_ih_li	-0.0026	0.001	-3.420	0.001	-0.004	-0.001
mountains_mean	0.4118	0.034	12.290	0.000	0.346	0.477
savanna_ih_li	-0.0123	0.001	-15.443	0.000	-0.014	-0.011
shrub_ih_li	0.0056	0.001	6.888	0.000	0.004	0.007
pasture_ih_li	-0.0038	0.001	-6.088	0.000	-0.005	-0.003
urban_ih_li	0.1889	0.007	27.231	0.000	0.175	0.202
Intercept	-4.1234	0.075	-54.994	0.000	-4.270	-3.976

4.19.2 ns_fcast

Dep. Variable:	ged_dummy_ns	**No. Observations:**	290312
Model:	Logit	**Df Residuals:**	290301
Method:	MLE	**Df Model:**	10
Date:	Sun, 28 Jul 2019	**Pseudo R-squ.:**	0.1056
Time:	08:17:18	**Log-Likelihood:**	-16728.
converged:	True	**LL-Null:**	-18704.

	coef	**std err**	**z**	**P>|z|**	**[0.025**	**0.975]**
ln_dist_diamsec	0.3912	0.026	15.281	0.000	0.341	0.441
ln_dist_petroleum	0.5068	0.035	14.399	0.000	0.438	0.576
agri_ih_li	0.0317	0.001	22.977	0.000	0.029	0.034
barren_ih_li	-0.0140	0.001	-9.510	0.000	-0.017	-0.011
forest_ih_li	0.0062	0.001	4.167	0.000	0.003	0.009
mountains_mean	0.0383	0.062	0.620	0.535	-0.083	0.159
savanna_ih_li	0.0011	0.001	0.769	0.442	-0.002	0.004
shrub_ih_li	0.0165	0.002	10.215	0.000	0.013	0.020
pasture_ih_li	0.0062	0.001	4.849	0.000	0.004	0.009
urban_ih_li	0.1914	0.008	22.688	0.000	0.175	0.208
Intercept	-7.0201	0.154	-45.634	0.000	-7.322	-6.719

4.19.3 os_fcast

Dep. Variable:	ged_dummy_os	**No. Observations:**	293309
Model:	Logit	**Df Residuals:**	293298
Method:	MLE	**Df Model:**	10
Date:	Sun, 28 Jul 2019	**Pseudo R-squ.:**	0.1262
Time:	08:21:55	**Log-Likelihood:**	-28160.
converged:	True	**LL-Null:**	-32228.

	coef	**std err**	**z**	**P>|z|**	**[0.025**	**0.975]**
ln_dist_diamsec	-0.0159	0.017	-0.921	0.357	-0.050	0.018
ln_dist_petroleum	0.8681	0.028	30.900	0.000	0.813	0.923
agri_ih_li	0.0230	0.001	24.786	0.000	0.021	0.025
barren_ih_li	-0.0237	0.001	-19.749	0.000	-0.026	-0.021
forest_ih_li	0.0062	0.001	7.215	0.000	0.005	0.008
mountains_mean	0.9178	0.040	22.939	0.000	0.839	0.996
savanna_ih_li	0.0029	0.001	3.414	0.001	0.001	0.005
shrub_ih_li	-0.0139	0.002	-8.623	0.000	-0.017	-0.011
pasture_ih_li	-0.0048	0.001	-5.664	0.000	-0.006	-0.003
urban_ih_li	0.2244	0.007	30.502	0.000	0.210	0.239
Intercept	-5.9654	0.102	-58.699	0.000	-6.165	-5.766

4.19.4 pr_fcast

Dep. Variable:	acled_dummy_pr	**No. Observations:**	309707
Model:	Logit	**Df Residuals:**	309696
Method:	MLE	**Df Model:**	10
Date:	Sun, 28 Jul 2019	**Pseudo R-squ.:**	0.2753
Time:	08:22:52	**Log-Likelihood:**	-62953.
converged:	True	**LL-Null:**	-86872.

	coef	**std err**	**z**	**P>|z|**	**[0.025**	**0.975]**
ln_dist_diamsec	0.2496	0.011	22.881	0.000	0.228	0.271
ln_dist_petroleum	0.0790	0.013	6.109	0.000	0.054	0.104
agri_ih_li	0.0264	0.001	48.227	0.000	0.025	0.028
barren_ih_li	-0.0165	0.001	-31.197	0.000	-0.017	-0.015
forest_ih_li	-0.0048	0.001	-7.882	0.000	-0.006	-0.004
mountains_mean	0.6437	0.026	25.228	0.000	0.594	0.694
savanna_ih_li	-0.0104	0.001	-17.602	0.000	-0.012	-0.009
shrub_ih_li	-0.0031	0.001	-4.027	0.000	-0.005	-0.002
pasture_ih_li	-0.0030	0.000	-6.109	0.000	-0.004	-0.002
urban_ih_li	0.8224	0.009	91.788	0.000	0.805	0.840
Intercept	-3.4572	0.057	-61.108	0.000	-3.568	-3.346

4.19.5 sb_eval

Dep. Variable:	ged_dummy_sb	**No. Observations:**	249432
Model:	Logit	**Df Residuals:**	249421
Method:	MLE	**Df Model:**	10
Date:	Sun, 28 Jul 2019	**Pseudo R-squ.:**	0.1377
Time:	08:03:46	**Log-Likelihood:**	-30073.
converged:	True	**LL-Null:**	-34876.

	coef	**std err**	**z**	**P>|z|**	**[0.025**	**0.975]**
ln_dist_diamsec	0.5645	0.017	32.708	0.000	0.531	0.598
ln_dist_petroleum	-0.0068	0.020	-0.343	0.732	-0.046	0.032
agri_ih_li	0.0115	0.001	13.682	0.000	0.010	0.013
barren_ih_li	-0.0325	0.001	-35.900	0.000	-0.034	-0.031
forest_ih_li	-0.0033	0.001	-3.842	0.000	-0.005	-0.002
mountains_mean	0.6395	0.037	17.071	0.000	0.566	0.713
savanna_ih_li	-0.0131	0.001	-14.463	0.000	-0.015	-0.011
shrub_ih_li	0.0064	0.001	6.942	0.000	0.005	0.008
pasture_ih_li	-0.0060	0.001	-8.629	0.000	-0.007	-0.005
urban_ih_li	0.2096	0.008	25.427	0.000	0.193	0.226
Intercept	-4.0622	0.085	-47.636	0.000	-4.229	-3.895

4.19.6 ns_eval

Dep. Variable:	ged_dummy_ns	**No. Observations:**	244449
Model:	Logit	**Df Residuals:**	244438
Method:	MLE	**Df Model:**	10
Date:	Sun, 28 Jul 2019	**Pseudo R-squ.:**	0.1234
Time:	07:57:53	**Log-Likelihood:**	-11467.
converged:	True	**LL-Null:**	-13082.

	coef	**std err**	**z**	**P>|z|**	**[0.025**	**0.975]**
ln_dist_diamsec	0.5639	0.032	17.387	0.000	0.500	0.627
ln_dist_petroleum	0.8454	0.047	17.841	0.000	0.753	0.938
agri_ih_li	0.0347	0.002	20.055	0.000	0.031	0.038
barren_ih_li	-0.0123	0.002	-6.592	0.000	-0.016	-0.009
forest_ih_li	0.0118	0.002	6.358	0.000	0.008	0.015
mountains_mean	0.0434	0.075	0.581	0.561	-0.103	0.190
savanna_ih_li	0.0024	0.002	1.237	0.216	-0.001	0.006
shrub_ih_li	0.0230	0.002	11.847	0.000	0.019	0.027
pasture_ih_li	0.0109	0.002	6.939	0.000	0.008	0.014
urban_ih_li	0.2235	0.010	22.842	0.000	0.204	0.243
Intercept	-8.7944	0.200	-43.971	0.000	-9.186	-8.402

4.19.7 os_eval

Dep. Variable:	ged_dummy_os	**No. Observations:**	246915
Model:	Logit	**Df Residuals:**	246904
Method:	MLE	**Df Model:**	10
Date:	Sun, 28 Jul 2019	**Pseudo R-squ.:**	0.1266
Time:	07:58:56	**Log-Likelihood:**	-21533.
converged:	True	**LL-Null:**	-24652.

	coef	**std err**	**z**	**P>|z|**	**[0.025**	**0.975]**
ln_dist_diamsec	-0.0456	0.020	-2.295	0.022	-0.085	-0.007
ln_dist_petroleum	0.8439	0.032	26.346	0.000	0.781	0.907
agri_ih_li	0.0233	0.001	21.601	0.000	0.021	0.025
barren_ih_li	-0.0239	0.001	-16.766	0.000	-0.027	-0.021
forest_ih_li	0.0078	0.001	7.989	0.000	0.006	0.010
mountains_mean	0.9863	0.046	21.386	0.000	0.896	1.077
savanna_ih_li	0.0031	0.001	3.098	0.002	0.001	0.005
shrub_ih_li	-0.0139	0.002	-7.355	0.000	-0.018	-0.010
pasture_ih_li	-0.0045	0.001	-4.584	0.000	-0.006	-0.003
urban_ih_li	0.2464	0.009	27.562	0.000	0.229	0.264
Intercept	-6.0402	0.117	-51.763	0.000	-6.269	-5.811

4.19.8 pr_eval

Dep. Variable:	acled_dummy_pr	**No. Observations:**	255567
Model:	Logit	**Df Residuals:**	255556
Method:	MLE	**Df Model:**	10
Date:	Sun, 28 Jul 2019	**Pseudo R-squ.:**	0.2648
Time:	08:04:20	**Log-Likelihood:**	-41284.
converged:	True	**LL-Null:**	-56152.

	coef	**std err**	**z**	**P>|z|**	**[0.025**	**0.975]**
ln_dist_diamsec	0.1341	0.014	9.769	0.000	0.107	0.161
ln_dist_petroleum	0.1891	0.017	11.068	0.000	0.156	0.223
agri_ih_li	0.0250	0.001	37.106	0.000	0.024	0.026
barren_ih_li	-0.0157	0.001	-23.965	0.000	-0.017	-0.014
forest_ih_li	-0.0059	0.001	-7.793	0.000	-0.007	-0.004
mountains_mean	0.5450	0.033	16.482	0.000	0.480	0.610
savanna_ih_li	-0.0112	0.001	-15.316	0.000	-0.013	-0.010
shrub_ih_li	-0.0012	0.001	-1.293	0.196	-0.003	0.001
pasture_ih_li	-0.0043	0.001	-6.955	0.000	-0.005	-0.003
urban_ih_li	0.7975	0.010	77.510	0.000	0.777	0.818
Intercept	-3.7524	0.071	-52.700	0.000	-3.892	-3.613

4.20 osa_pgm_acled_nat_rf

4.20.1 sb_fcast

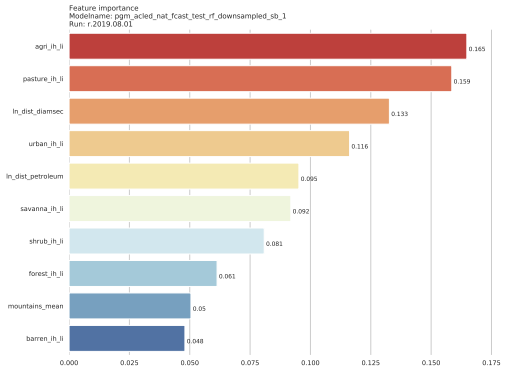

(a) 1 month

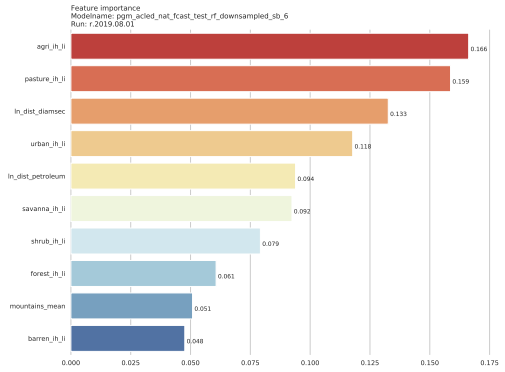

(b) 6 months

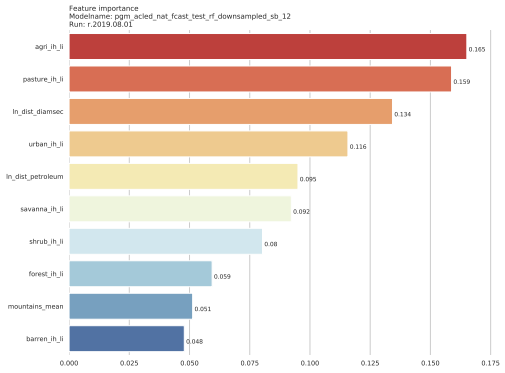

(c) 12 months

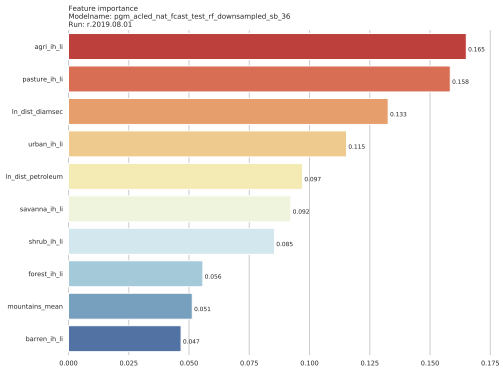

(d) 36 months

4.20.2 ns_fcast

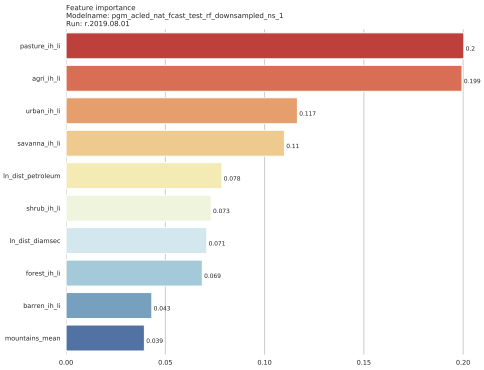

(a) 1 month

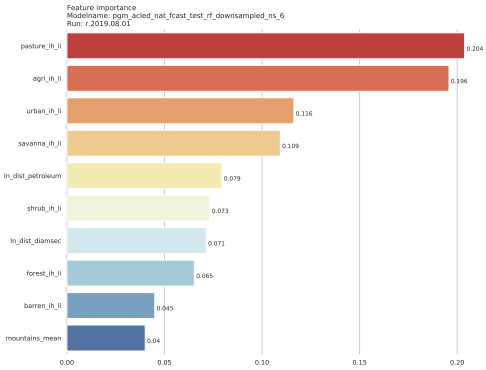

(b) 6 months

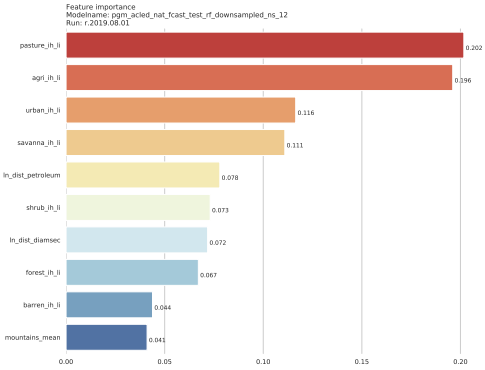

(c) 12 months

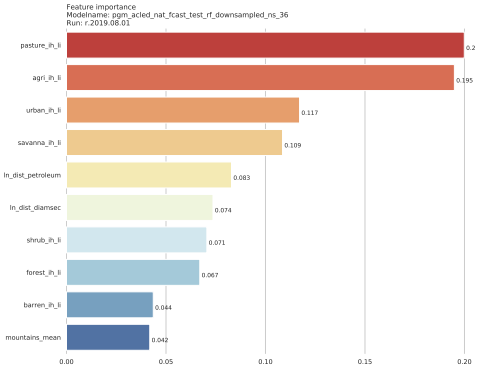

(d) 36 months

4.20.3 os_fcast

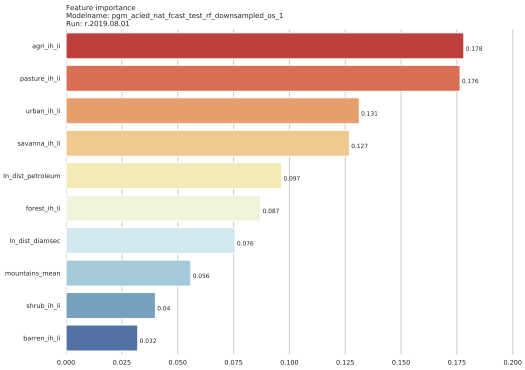

(a) 1 month

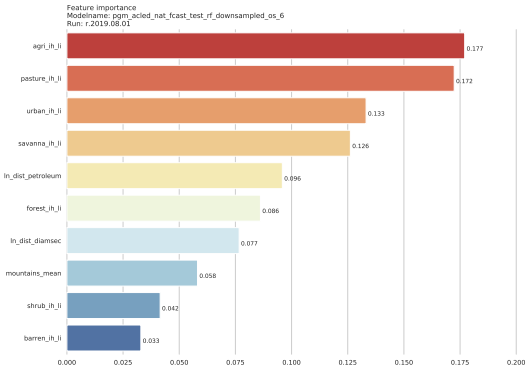

(b) 6 months

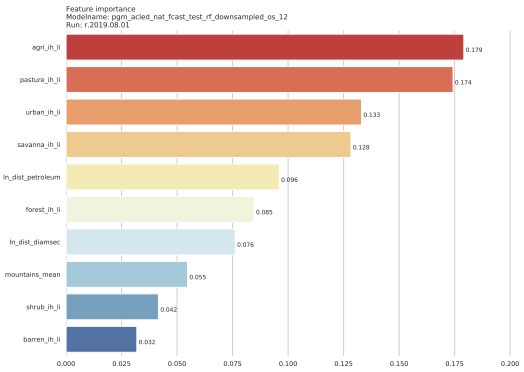

(c) 12 months

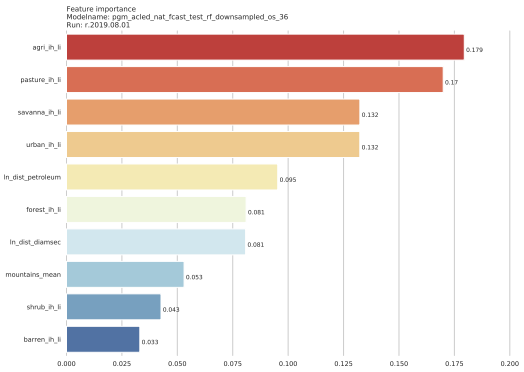

(d) 36 months

4.20.4 pr_fcast

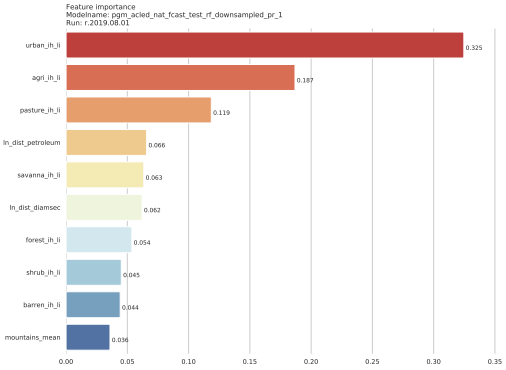

(a) 1 month

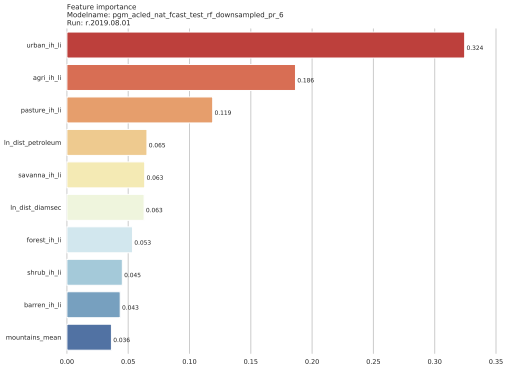

(b) 6 months

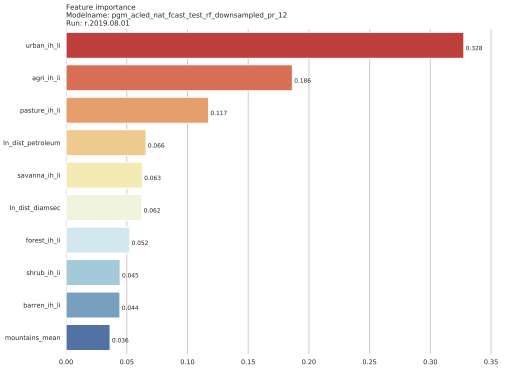

(c) 12 months

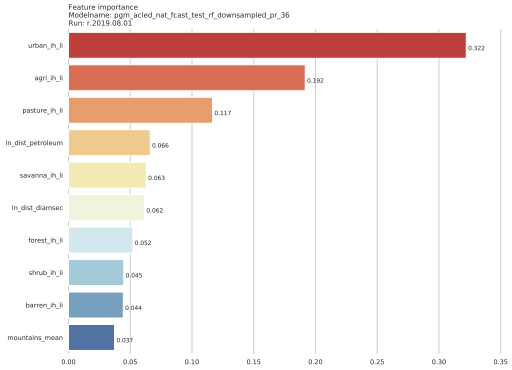

(d) 36 months

4.20.5 sb_eval

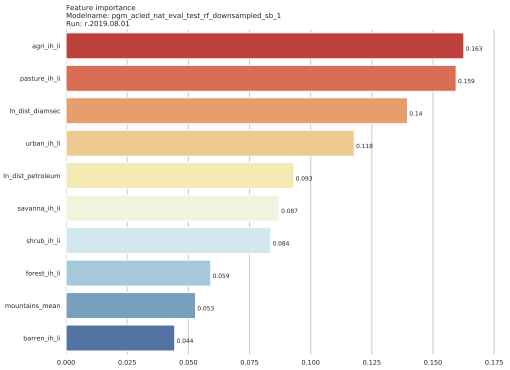

(a) 1 month

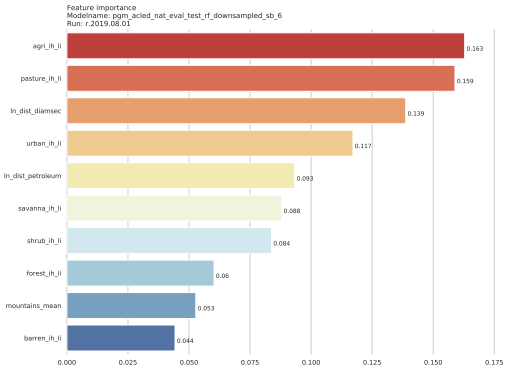

(b) 6 months

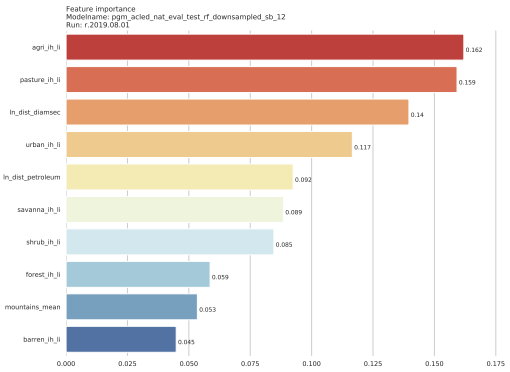

(c) 12 months

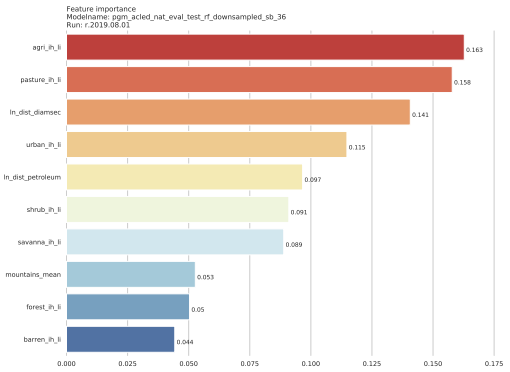

(d) 36 months

4.20.6 ns_eval

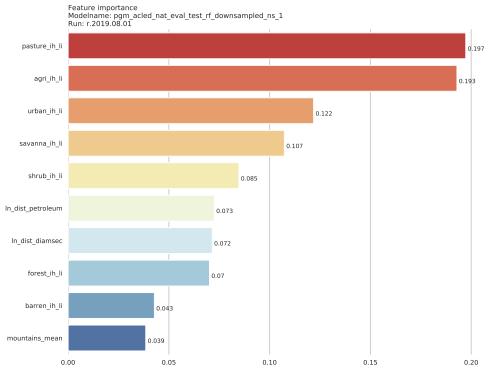

(a) 1 month

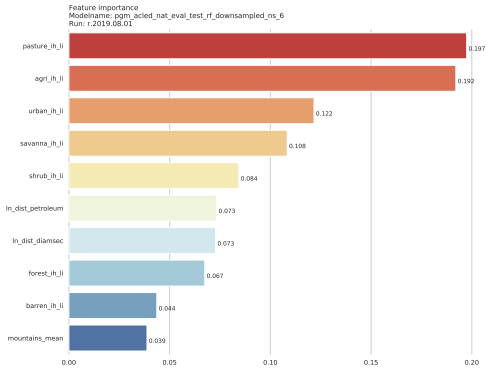

(b) 6 months

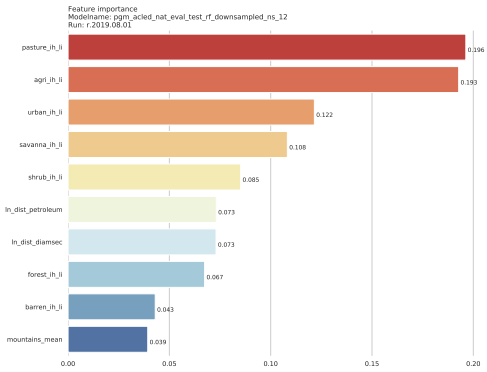

(c) 12 months

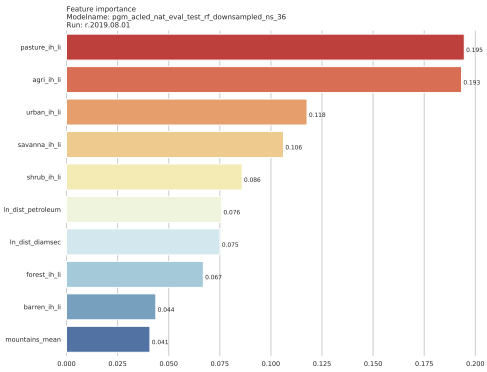

(d) 36 months

4.20.7 os_eval

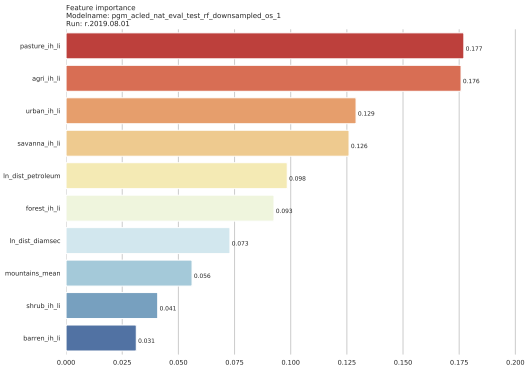

(a) 1 month

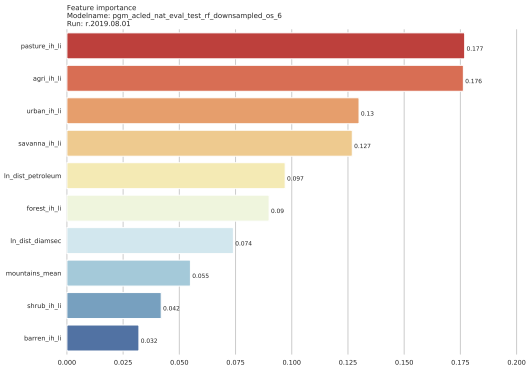

(b) 6 months

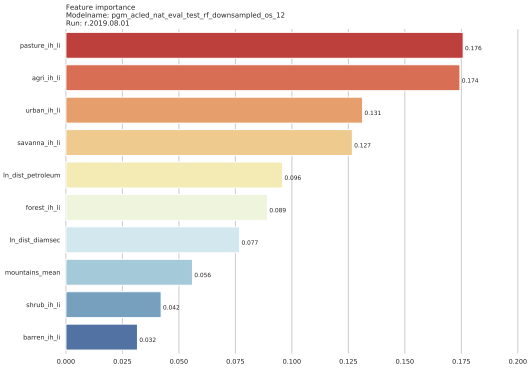

(c) 12 months

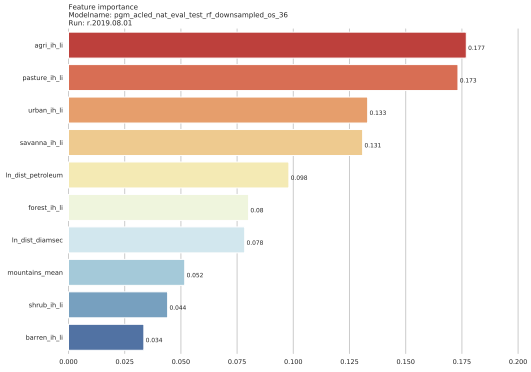

(d) 36 months

4.20.8 pr_eval

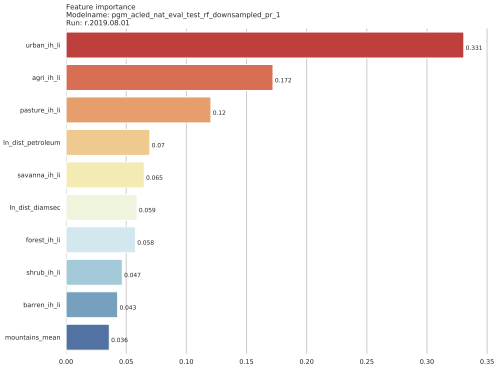

(a) 1 month

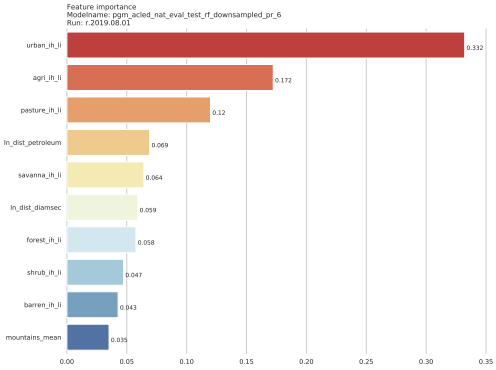

(b) 6 months

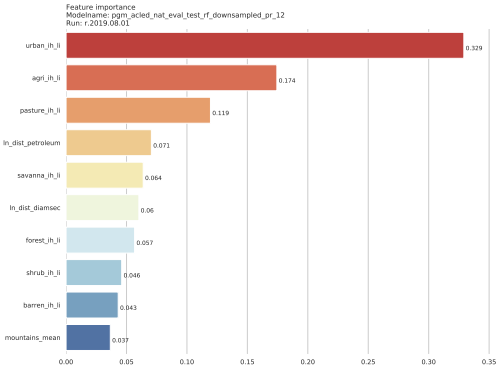

(c) 12 months

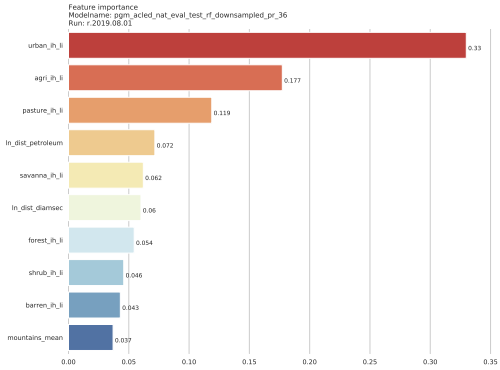

(d) 36 months

4.21 osa_pgm_acled_mean_logit

4.21.1 sb_fcast

Dep. Variable:	ged_dummy_sb	**No. Observations:**	296587
Model:	Logit	**Df Residuals:**	296585
Method:	MLE	**Df Model:**	1
Date:	Sun, 28 Jul 2019	**Pseudo R-squ.:**	0.3333
Time:	04:53:19	**Log-Likelihood:**	-30081.
converged:	True	**LL-Null:**	-45121.

	coef	**std err**	**z**	**P>|z|**	**[0.025**	**0.975]**
mean_ged_dummy_sb_fcast_test	41.2673	0.326	126.414	0.000	40.627	41.907
Intercept	-4.0919	0.014	-287.324	0.000	-4.120	-4.064

4.21.2 ns_fcast

Dep. Variable:	ged_dummy_ns	**No. Observations:**	290312
Model:	Logit	**Df Residuals:**	290310
Method:	MLE	**Df Model:**	1
Date:	Sun, 28 Jul 2019	**Pseudo R-squ.:**	0.1976
Time:	04:53:01	**Log-Likelihood:**	-15008.
converged:	True	**LL-Null:**	-18704.

	coef	**std err**	**z**	**P>|z|**	**[0.025**	**0.975]**
mean_ged_dummy_ns_fcast_test	62.1396	0.839	74.058	0.000	60.495	63.784
Intercept	-4.8461	0.021	-232.877	0.000	-4.887	-4.805

4.21.3 os_fcast

Dep. Variable:	ged_dummy_os	**No. Observations:**	293309
Model:	Logit	**Df Residuals:**	293307
Method:	MLE	**Df Model:**	1
Date:	Sun, 28 Jul 2019	**Pseudo R-squ.:**	0.2847
Time:	04:53:01	**Log-Likelihood:**	-23052.
converged:	True	**LL-Null:**	-32228.

	coef	**std err**	**z**	**P>|z|**	**[0.025**	**0.975]**
mean_ged_dummy_os_fcast_test	53.2283	0.519	102.560	0.000	52.211	54.246
Intercept	-4.3936	0.017	-265.525	0.000	-4.426	-4.361

4.21.4 pr_fcast

Dep. Variable:	acled_dummy_pr	**No. Observations:**	309707
Model:	Logit	**Df Residuals:**	309705
Method:	MLE	**Df Model:**	1
Date:	Sun, 28 Jul 2019	**Pseudo R-squ.:**	0.3984
Time:	04:52:24	**Log-Likelihood:**	-52263.
converged:	True	**LL-Null:**	-86872.

	coef	**std err**	**z**	**P>|z|**	**[0.025**	**0.975]**
mean_acled_dummy_pr_fcast_test	32.4345	0.189	171.650	0.000	32.064	32.805
Intercept	-3.4420	0.010	-329.974	0.000	-3.462	-3.422

4.21.5 sb_eval

Dep. Variable:	ged_dummy_sb	**No. Observations:**	249432
Model:	Logit	**Df Residuals:**	249430
Method:	MLE	**Df Model:**	1
Date:	Sun, 28 Jul 2019	**Pseudo R-squ.:**	0.3384
Time:	04:50:26	**Log-Likelihood:**	-23075.
converged:	True	**LL-Null:**	-34876.

	coef	**std err**	**z**	**P>|z|**	**[0.025**	**0.975]**
mean_ged_dummy_sb_eval_test	42.6203	0.401	106.157	0.000	41.833	43.407
Intercept	-4.1923	0.016	-257.225	0.000	-4.224	-4.160

4.21.6 ns_eval

Dep. Variable:	ged_dummy_ns	**No. Observations:**	244449
Model:	Logit	**Df Residuals:**	244447
Method:	MLE	**Df Model:**	1
Date:	Sun, 28 Jul 2019	**Pseudo R-squ.:**	0.1680
Time:	04:50:32	**Log-Likelihood:**	-10883.
converged:	True	**LL-Null:**	-13082.

	coef	**std err**	**z**	**P>|z|**	**[0.025**	**0.975]**
mean_ged_dummy_ns_eval_test	56.0008	0.994	56.361	0.000	54.053	57.948
Intercept	-4.9915	0.024	-204.671	0.000	-5.039	-4.944

4.21.7 os_eval

Dep. Variable:	ged_dummy_os	**No. Observations:**	246915
Model:	Logit	**Df Residuals:**	246913
Method:	MLE	**Df Model:**	1
Date:	Sun, 28 Jul 2019	**Pseudo R-squ.:**	0.2850
Time:	04:50:35	**Log-Likelihood:**	-17625.
converged:	True	**LL-Null:**	-24652.

	coef	**std err**	**z**	**P>|z|**	**[0.025**	**0.975]**
mean_ged_dummy_os_eval_test	55.9370	0.611	91.507	0.000	54.739	57.135
Intercept	-4.5187	0.019	-235.666	0.000	-4.556	-4.481

4.21.8 pr_eval

Dep. Variable:	acled_dummy_pr	**No. Observations:**	255567
Model:	Logit	**Df Residuals:**	255565
Method:	MLE	**Df Model:**	1
Date:	Sun, 28 Jul 2019	**Pseudo R-squ.:**	0.4009
Time:	04:50:30	**Log-Likelihood:**	-33643.
converged:	True	**LL-Null:**	-56152.

	coef	**std err**	**z**	**P>|z|**	**[0.025**	**0.975]**
mean_acled_dummy_pr_eval_test	39.3567	0.285	138.251	0.000	38.799	39.915
Intercept	-3.7565	0.013	-283.914	0.000	-3.782	-3.731

4.22 osa_pgm_acled_mean_rf

4.22.1 sb_fcast

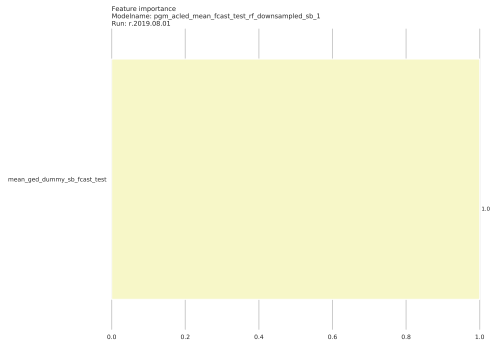

(a) 1 month

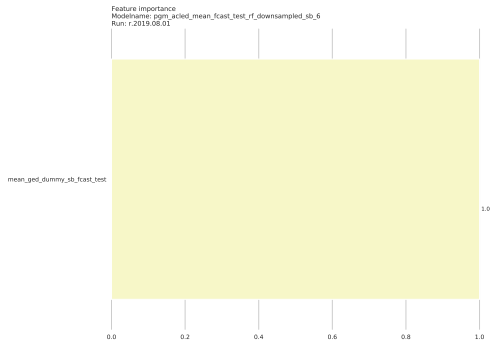

(b) 6 months

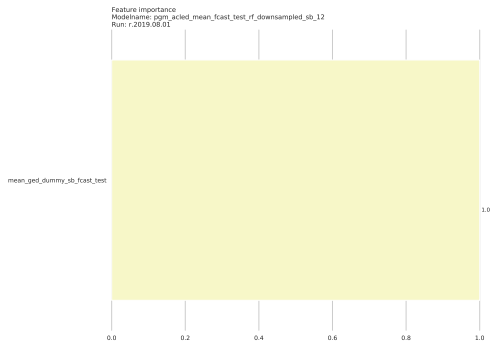

(c) 12 months

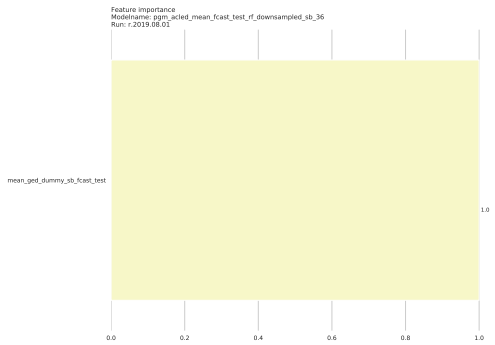

(d) 36 months

4.22.2 ns_fcast

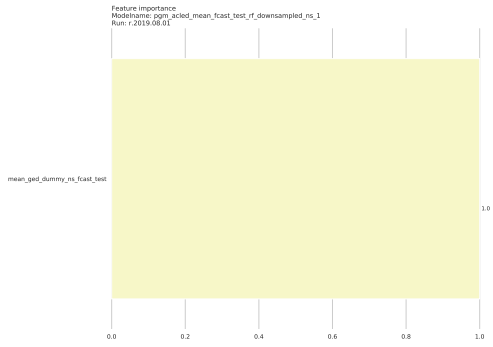

(a) 1 month

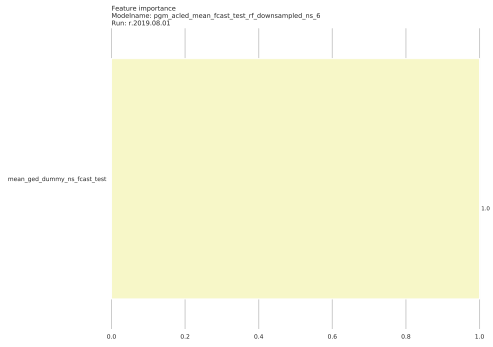

(b) 6 months

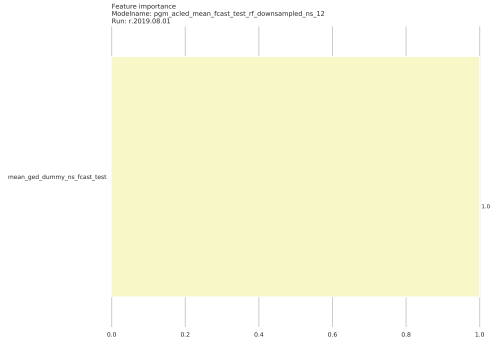

(c) 12 months

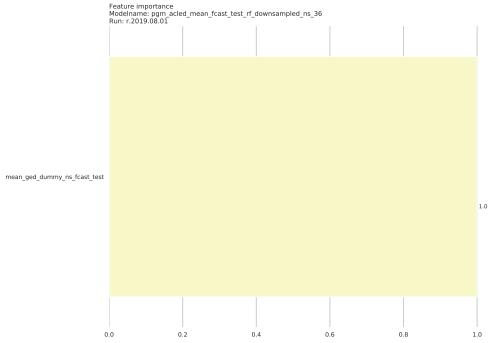

(d) 36 months

4.22.3 os_fcast

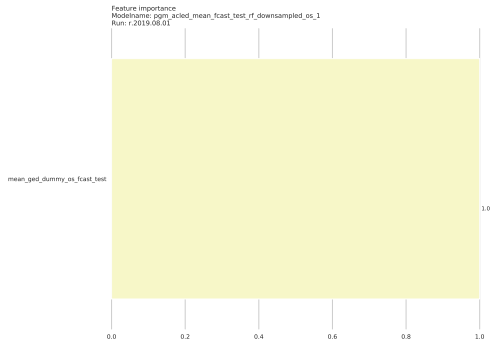

(a) 1 month

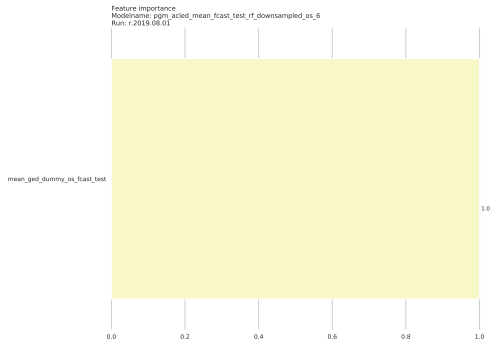

(b) 6 months

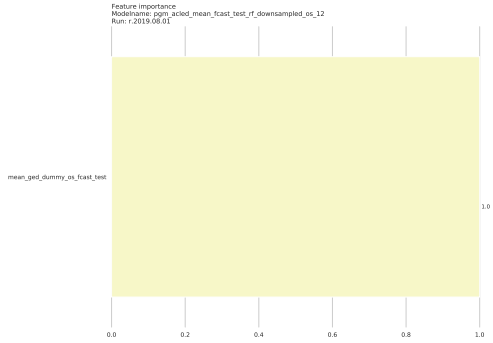

(c) 12 months

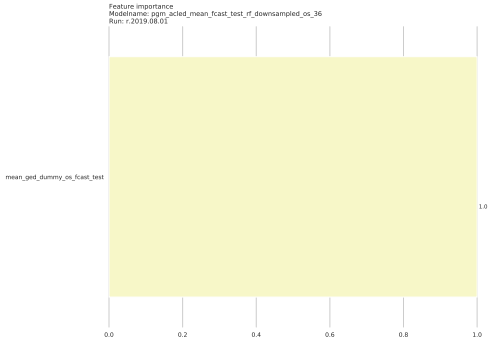

(d) 36 months

4.22.4 pr_fcast

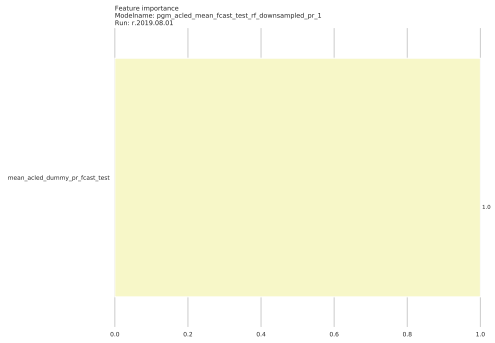

(a) 1 month

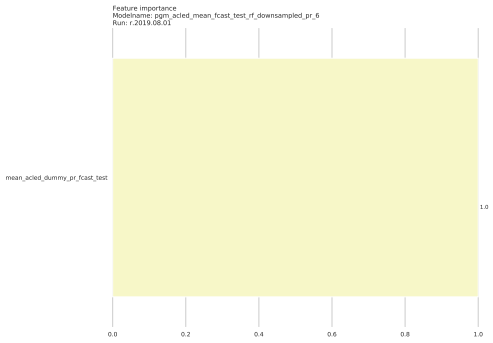

(b) 6 months

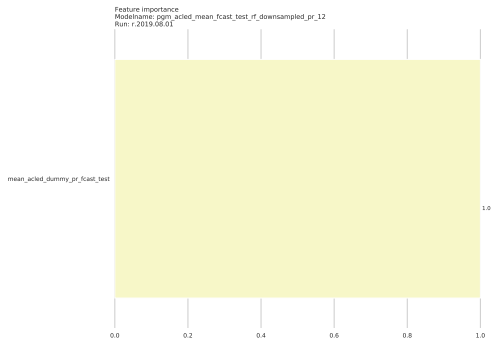

(c) 12 months

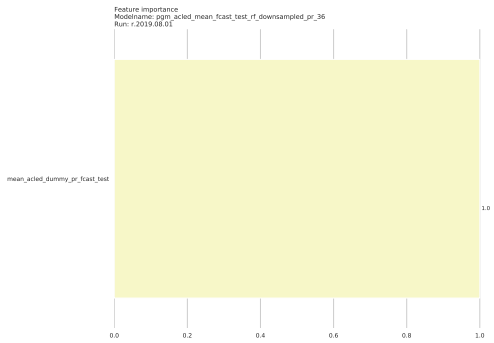

(d) 36 months

4.22.5 sb_eval

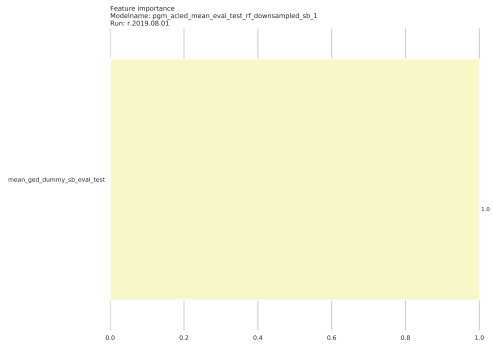

(a) 1 month

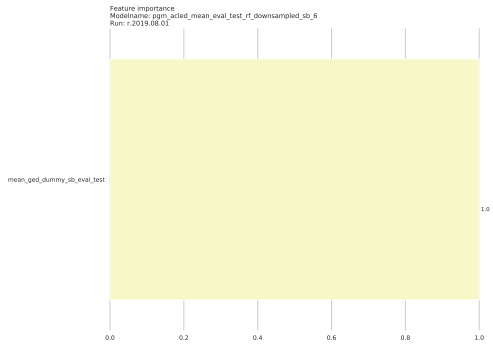

(b) 6 months

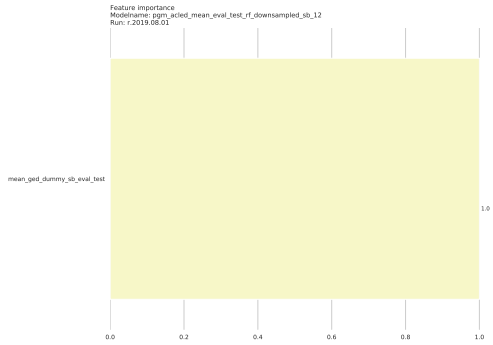

(c) 12 months

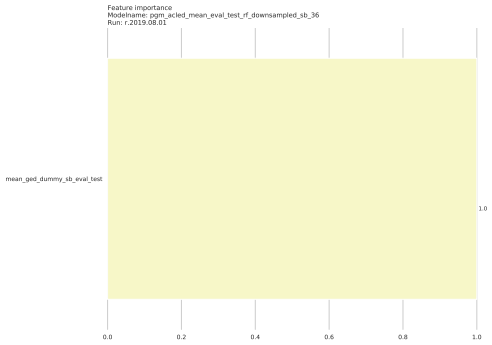

(d) 36 months

4.22.6 ns_eval

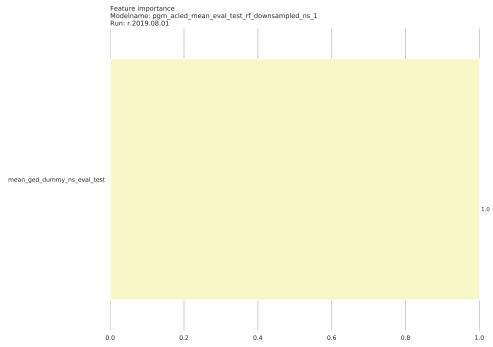

(a) 1 month

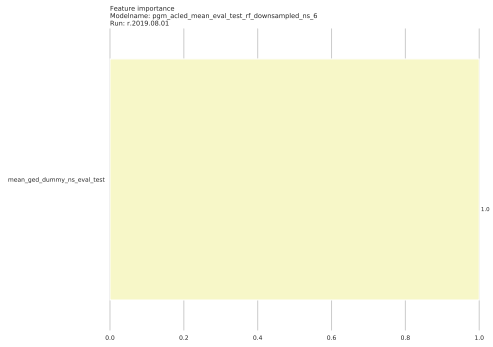

(b) 6 months

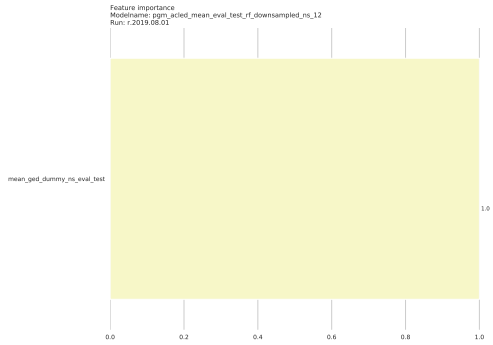

(c) 12 months

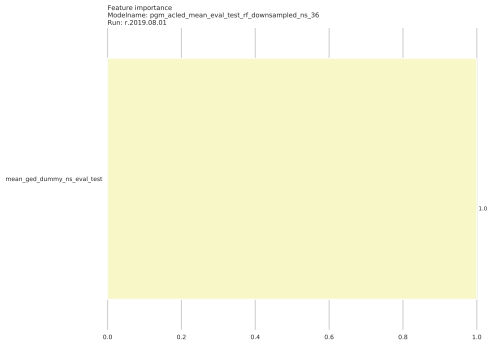

(d) 36 months

4.22.7 os_eval

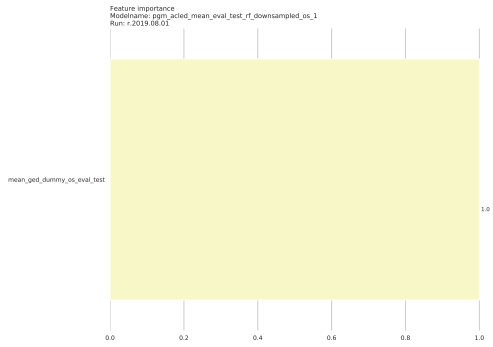

(a) 1 month

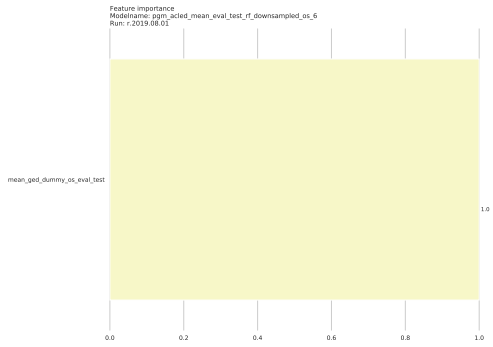

(b) 6 months

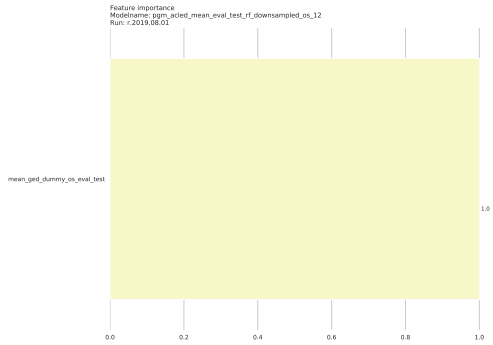

(c) 12 months

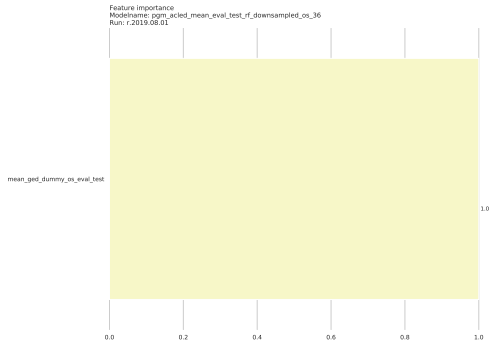

(d) 36 months

4.22.8 pr_eval

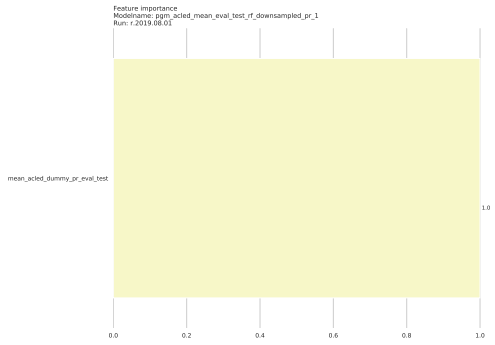

(a) 1 month

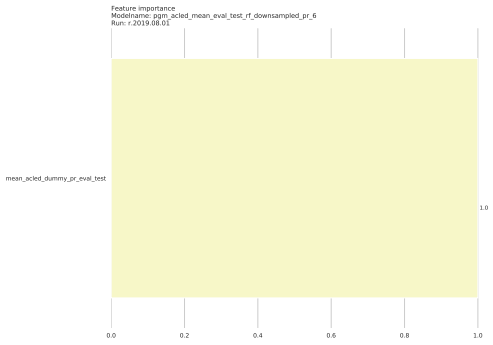

(b) 6 months

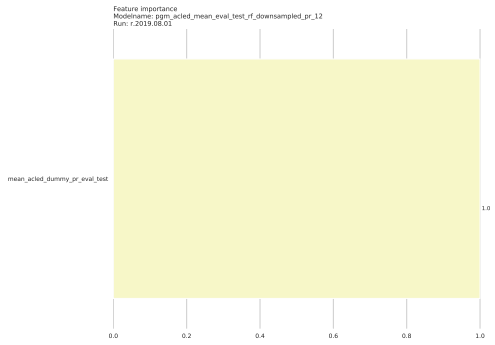

(c) 12 months

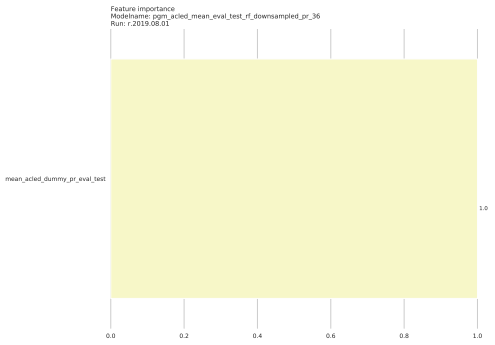

(d) 36 months

4.23 osa_pgm_acled_histonly_logit

4.23.1 sb_fcast

Dep. Variable:	ged_dummy_sb	**No. Observations:**	296587
Model:	Logit	**Df Residuals:**	296561
Method:	MLE	**Df Model:**	25
Date:	Sun, 28 Jul 2019	**Pseudo R-squ.:**	0.4923
Time:	05:01:23	**Log-Likelihood:**	-22907.
converged:	True	**LL-Null:**	-45121.

	coef	std err	z	P>|z|	[0.025	0.975]
l2_ged_dummy_sb	-0.1530	0.058	-2.652	0.008	-0.266	-0.040
l3_ged_dummy_sb	-0.0890	0.057	-1.548	0.122	-0.202	0.024
l4_ged_dummy_sb	-0.0964	0.057	-1.679	0.093	-0.209	0.016
l5_ged_dummy_sb	-0.1867	0.059	-3.184	0.001	-0.302	-0.072
l6_ged_dummy_sb	0.1449	0.059	2.464	0.014	0.030	0.260
l7_ged_dummy_sb	0.1940	0.060	3.260	0.001	0.077	0.311
l8_ged_dummy_sb	0.2736	0.060	4.549	0.000	0.156	0.391
l9_ged_dummy_sb	0.1413	0.061	2.320	0.020	0.022	0.261
l10_ged_dummy_sb	0.2231	0.061	3.655	0.000	0.103	0.343
l11_ged_dummy_sb	0.4302	0.062	6.899	0.000	0.308	0.552
l12_ged_dummy_sb	0.2740	0.063	4.351	0.000	0.151	0.397
q_1_1_l2_ged_dummy_sb	0.2633	0.029	9.056	0.000	0.206	0.320
q_1_1_l3_ged_dummy_sb	0.2146	0.029	7.514	0.000	0.159	0.271
l1_ged_dummy_sb	-0.2387	0.058	-4.143	0.000	-0.352	-0.126
l1_ged_dummy_ns	-0.3917	0.205	-1.908	0.056	-0.794	0.011
l1_ged_dummy_os	-0.0540	0.092	-0.586	0.558	-0.235	0.127
l1_acled_dummy_pr	0.0493	0.095	0.521	0.602	-0.136	0.234
decay_12_cw_ged_dummy_sb_0	4.5991	0.057	80.070	0.000	4.487	4.712
decay_12_cw_ged_dummy_ns_0	0.6479	0.108	5.988	0.000	0.436	0.860
decay_12_cw_ged_dummy_os_0	1.3437	0.065	20.576	0.000	1.216	1.472
decay_12_cw_acled_dummy_pr_0	0.9084	0.066	13.803	0.000	0.779	1.037
q_1_1_l1_ged_dummy_sb	0.4969	0.029	17.222	0.000	0.440	0.553
q_1_1_l1_ged_dummy_ns	0.0675	0.082	0.827	0.408	-0.092	0.227
q_1_1_l1_ged_dummy_os	0.0168	0.034	0.489	0.625	-0.051	0.084
q_1_1_l1_acled_dummy_pr	-0.0034	0.034	-0.102	0.918	-0.069	0.062
Intercept	-4.7087	0.019	-241.909	0.000	-4.747	-4.671

4.23.2 ns_fcast

Dep. Variable:	ged_dummy_ns	**No. Observations:**	290312
Model:	Logit	**Df Residuals:**	290286
Method:	MLE	**Df Model:**	25
Date:	Sun, 28 Jul 2019	**Pseudo R-squ.:**	0.3590
Time:	05:02:41	**Log-Likelihood:**	-11989.
converged:	True	**LL-Null:**	-18704.

	coef	std err	z	P>|z|	[0.025	0.975]
l2_ged_dummy_ns	-0.2166	0.104	-2.092	0.036	-0.420	-0.014
l3_ged_dummy_ns	-0.2351	0.107	-2.193	0.028	-0.445	-0.025
l4_ged_dummy_ns	0.0504	0.106	0.476	0.634	-0.157	0.258
l5_ged_dummy_ns	0.1644	0.108	1.518	0.129	-0.048	0.376
l6_ged_dummy_ns	-0.0297	0.111	-0.268	0.789	-0.247	0.187
l7_ged_dummy_ns	-0.1305	0.111	-1.171	0.241	-0.349	0.088
l8_ged_dummy_ns	0.3206	0.112	2.867	0.004	0.101	0.540
l9_ged_dummy_ns	0.3715	0.113	3.299	0.001	0.151	0.592
l10_ged_dummy_ns	0.1172	0.119	0.981	0.326	-0.117	0.351
l11_ged_dummy_ns	0.3625	0.121	3.008	0.003	0.126	0.599
l12_ged_dummy_ns	0.3609	0.120	3.016	0.003	0.126	0.595
q_1_1_l2_ged_dummy_ns	0.6407	0.063	10.206	0.000	0.518	0.764
q_1_1_l3_ged_dummy_ns	0.2708	0.064	4.199	0.000	0.144	0.397
l1_ged_dummy_sb	-0.4324	0.157	-2.762	0.006	-0.739	-0.126
l1_ged_dummy_ns	-0.2151	0.104	-2.071	0.038	-0.419	-0.012
l1_ged_dummy_os	-0.0527	0.151	-0.348	0.728	-0.350	0.244
l1_acled_dummy_pr	-0.1183	0.109	-1.082	0.279	-0.333	0.096
decay_12_cw_ged_dummy_sb_0	1.2943	0.110	11.744	0.000	1.078	1.510
decay_12_cw_ged_dummy_ns_0	4.8183	0.099	48.760	0.000	4.625	5.012
decay_12_cw_ged_dummy_os_0	1.1230	0.109	10.300	0.000	0.909	1.337
decay_12_cw_acled_dummy_pr_0	1.4437	0.083	17.401	0.000	1.281	1.606
q_1_1_l1_ged_dummy_sb	-0.1211	0.056	-2.174	0.030	-0.230	-0.012
q_1_1_l1_ged_dummy_ns	0.9249	0.060	15.541	0.000	0.808	1.042
q_1_1_l1_ged_dummy_os	0.0103	0.058	0.178	0.859	-0.103	0.124
q_1_1_l1_acled_dummy_pr	0.1750	0.034	5.174	0.000	0.109	0.241
Intercept	-5.4225	0.027	-197.347	0.000	-5.476	-5.369

4.23.3 os_fcast

Dep. Variable:	ged_dummy_os	**No. Observations:**	293309
Model:	Logit	**Df Residuals:**	293283
Method:	MLE	**Df Model:**	25
Date:	Sun, 28 Jul 2019	**Pseudo R-squ.:**	0.4544
Time:	05:03:41	**Log-Likelihood:**	-17582.
converged:	True	**LL-Null:**	-32228.

	coef	std err	z	P>|z|	[0.025	0.975]
l2_ged_dummy_os	-0.1354	0.074	-1.818	0.069	-0.281	0.011
l3_ged_dummy_os	-0.0804	0.075	-1.069	0.285	-0.228	0.067
l4_ged_dummy_os	-0.0688	0.076	-0.907	0.364	-0.217	0.080
l5_ged_dummy_os	-0.0410	0.075	-0.549	0.583	-0.187	0.105
l6_ged_dummy_os	0.1090	0.077	1.406	0.160	-0.043	0.261
l7_ged_dummy_os	0.0005	0.079	0.007	0.994	-0.155	0.156
l8_ged_dummy_os	0.0257	0.080	0.320	0.749	-0.132	0.183
l9_ged_dummy_os	0.0327	0.081	0.402	0.688	-0.127	0.192
l10_ged_dummy_os	0.1640	0.082	2.011	0.044	0.004	0.324
l11_ged_dummy_os	0.3278	0.083	3.960	0.000	0.166	0.490
l12_ged_dummy_os	0.0352	0.086	0.409	0.683	-0.134	0.204
q_1_1_l2_ged_dummy_os	0.3552	0.036	9.829	0.000	0.284	0.426
q_1_1_l3_ged_dummy_os	0.2447	0.036	6.853	0.000	0.175	0.315
l1_ged_dummy_sb	0.0246	0.083	0.298	0.766	-0.137	0.187
l1_ged_dummy_ns	-0.2125	0.170	-1.247	0.212	-0.547	0.122
l1_ged_dummy_os	-0.2068	0.075	-2.756	0.006	-0.354	-0.060
l1_acled_dummy_pr	0.0645	0.091	0.711	0.477	-0.113	0.242
decay_12_cw_ged_dummy_sb_0	1.8992	0.068	28.060	0.000	1.767	2.032
decay_12_cw_ged_dummy_ns_0	1.1761	0.100	11.729	0.000	0.980	1.373
decay_12_cw_ged_dummy_os_0	3.8169	0.075	50.860	0.000	3.670	3.964
decay_12_cw_acled_dummy_pr_0	1.4131	0.067	20.957	0.000	1.281	1.545
q_1_1_l1_ged_dummy_sb	0.1257	0.031	4.034	0.000	0.065	0.187
q_1_1_l1_ged_dummy_ns	0.3134	0.068	4.611	0.000	0.180	0.447
q_1_1_l1_ged_dummy_os	0.5150	0.035	14.545	0.000	0.446	0.584
q_1_1_l1_acled_dummy_pr	0.0643	0.031	2.063	0.039	0.003	0.125
Intercept	-5.0297	0.022	-223.622	0.000	-5.074	-4.986

4.23.4 pr_fcast

Dep. Variable:	acled_dummy_pr	**No. Observations:**	309707
Model:	Logit	**Df Residuals:**	309681
Method:	MLE	**Df Model:**	25
Date:	Sun, 28 Jul 2019	**Pseudo R-squ.:**	0.5218
Time:	05:03:33	**Log-Likelihood:**	-41543.
converged:	True	**LL-Null:**	-86872.

	coef	std err	z	P>|z|	[0.025	0.975]
l2_acled_dummy_pr	-0.1349	0.037	-3.635	0.000	-0.208	-0.062
l3_acled_dummy_pr	0.0638	0.037	1.715	0.086	-0.009	0.137
l4_acled_dummy_pr	0.1168	0.037	3.128	0.002	0.044	0.190
l5_acled_dummy_pr	0.1651	0.038	4.402	0.000	0.092	0.239
l6_acled_dummy_pr	0.2461	0.038	6.493	0.000	0.172	0.320
l7_acled_dummy_pr	0.3202	0.038	8.454	0.000	0.246	0.394
l8_acled_dummy_pr	0.3717	0.039	9.535	0.000	0.295	0.448
l9_acled_dummy_pr	0.4069	0.039	10.388	0.000	0.330	0.484
l10_acled_dummy_pr	0.4191	0.039	10.749	0.000	0.343	0.495
l11_acled_dummy_pr	0.5885	0.039	14.937	0.000	0.511	0.666
l12_acled_dummy_pr	0.5263	0.040	13.062	0.000	0.447	0.605
q_1_1_l2_acled_dummy_pr	0.2285	0.020	11.697	0.000	0.190	0.267
q_1_1_l3_acled_dummy_pr	0.0941	0.019	4.966	0.000	0.057	0.131
l1_ged_dummy_sb	-0.1406	0.105	-1.341	0.180	-0.346	0.065
l1_ged_dummy_ns	0.0634	0.157	0.405	0.685	-0.243	0.370
l1_ged_dummy_os	-0.1447	0.118	-1.226	0.220	-0.376	0.087
l1_acled_dummy_pr	-0.1646	0.037	-4.400	0.000	-0.238	-0.091
decay_12_cw_ged_dummy_sb_0	0.7837	0.069	11.380	0.000	0.649	0.919
decay_12_cw_ged_dummy_ns_0	0.5444	0.083	6.534	0.000	0.381	0.708
decay_12_cw_ged_dummy_os_0	0.6114	0.073	8.406	0.000	0.469	0.754
decay_12_cw_acled_dummy_pr_0	4.4206	0.038	115.891	0.000	4.346	4.495
q_1_1_l1_ged_dummy_sb	-0.0288	0.038	-0.766	0.444	-0.103	0.045
q_1_1_l1_ged_dummy_ns	0.0211	0.060	0.351	0.726	-0.097	0.139
q_1_1_l1_ged_dummy_os	-0.0047	0.044	-0.107	0.914	-0.091	0.081
q_1_1_l1_acled_dummy_pr	0.3135	0.019	16.772	0.000	0.277	0.350
Intercept	-4.0472	0.014	-284.593	0.000	-4.075	-4.019

4.23.5 sb_eval

Dep. Variable:	ged_dummy_sb	**No. Observations:**	249432
Model:	Logit	**Df Residuals:**	249406
Method:	MLE	**Df Model:**	25
Date:	Sun, 28 Jul 2019	**Pseudo R-squ.:**	0.4795
Time:	04:59:32	**Log-Likelihood:**	-18153.
converged:	True	**LL-Null:**	-34876.

	coef	std err	z	P>|z|	[0.025	0.975]
l2_ged_dummy_sb	-0.1947	0.067	-2.918	0.004	-0.325	-0.064
l3_ged_dummy_sb	-0.0003	0.067	-0.005	0.996	-0.131	0.131
l4_ged_dummy_sb	-0.0170	0.067	-0.254	0.799	-0.148	0.114
l5_ged_dummy_sb	-0.1433	0.068	-2.122	0.034	-0.276	-0.011
l6_ged_dummy_sb	0.0074	0.069	0.107	0.915	-0.128	0.143
l7_ged_dummy_sb	0.2158	0.070	3.077	0.002	0.078	0.353
l8_ged_dummy_sb	0.3607	0.070	5.146	0.000	0.223	0.498
l9_ged_dummy_sb	0.1922	0.072	2.676	0.007	0.051	0.333
l10_ged_dummy_sb	0.2462	0.072	3.434	0.001	0.106	0.387
l11_ged_dummy_sb	0.3122	0.073	4.249	0.000	0.168	0.456
l12_ged_dummy_sb	0.3213	0.074	4.317	0.000	0.175	0.467
q_1_1_l2_ged_dummy_sb	0.3790	0.034	10.998	0.000	0.311	0.447
q_1_1_l3_ged_dummy_sb	0.2671	0.034	7.950	0.000	0.201	0.333
l1_ged_dummy_sb	-0.2190	0.067	-3.262	0.001	-0.351	-0.087
l1_ged_dummy_ns	-0.3422	0.254	-1.346	0.178	-0.840	0.156
l1_ged_dummy_os	-0.1662	0.109	-1.531	0.126	-0.379	0.047
l1_acled_dummy_pr	-0.0681	0.124	-0.548	0.584	-0.312	0.176
decay_12_cw_ged_dummy_sb_0	4.5139	0.066	68.749	0.000	4.385	4.643
decay_12_cw_ged_dummy_ns_0	0.9806	0.127	7.744	0.000	0.732	1.229
decay_12_cw_ged_dummy_os_0	1.4231	0.075	18.940	0.000	1.276	1.570
decay_12_cw_acled_dummy_pr_0	0.9946	0.081	12.216	0.000	0.835	1.154
q_1_1_l1_ged_dummy_sb	0.5137	0.034	15.017	0.000	0.447	0.581
q_1_1_l1_ged_dummy_ns	-0.0763	0.111	-0.687	0.492	-0.294	0.141
q_1_1_l1_ged_dummy_os	0.0683	0.041	1.666	0.096	-0.012	0.149
q_1_1_l1_acled_dummy_pr	-0.0383	0.049	-0.784	0.433	-0.134	0.057
Intercept	-4.7594	0.022	-219.631	0.000	-4.802	-4.717

4.23.6 ns_eval

Dep. Variable:	ged_dummy_ns	**No. Observations:**	244449
Model:	Logit	**Df Residuals:**	244423
Method:	MLE	**Df Model:**	25
Date:	Sun, 28 Jul 2019	**Pseudo R-squ.:**	0.3343
Time:	04:59:31	**Log-Likelihood:**	-8708.5
converged:	True	**LL-Null:**	-13082.

	coef	std err	z	P>|z|	[0.025	0.975]
l2_ged_dummy_ns	-0.1144	0.125	-0.914	0.361	-0.360	0.131
l3_ged_dummy_ns	-0.3377	0.128	-2.639	0.008	-0.589	-0.087
l4_ged_dummy_ns	0.0847	0.127	0.666	0.506	-0.165	0.334
l5_ged_dummy_ns	-0.0911	0.129	-0.708	0.479	-0.343	0.161
l6_ged_dummy_ns	-0.0901	0.134	-0.670	0.503	-0.354	0.173
l7_ged_dummy_ns	0.1321	0.140	0.946	0.344	-0.142	0.406
l8_ged_dummy_ns	0.2428	0.133	1.824	0.068	-0.018	0.504
l9_ged_dummy_ns	0.4589	0.136	3.373	0.001	0.192	0.726
l10_ged_dummy_ns	0.0922	0.149	0.620	0.535	-0.199	0.384
l11_ged_dummy_ns	0.2538	0.149	1.698	0.089	-0.039	0.547
l12_ged_dummy_ns	0.4159	0.144	2.895	0.004	0.134	0.697
q_1_1_l2_ged_dummy_ns	0.7384	0.080	9.232	0.000	0.582	0.895
q_1_1_l3_ged_dummy_ns	0.2790	0.086	3.248	0.001	0.111	0.447
l1_ged_dummy_sb	-0.1700	0.196	-0.868	0.386	-0.554	0.214
l1_ged_dummy_ns	-0.2505	0.125	-2.003	0.045	-0.496	-0.005
l1_ged_dummy_os	-0.3137	0.188	-1.669	0.095	-0.682	0.055
l1_acled_dummy_pr	-0.1229	0.145	-0.845	0.398	-0.408	0.162
decay_12_cw_ged_dummy_sb_0	1.3056	0.135	9.642	0.000	1.040	1.571
decay_12_cw_ged_dummy_ns_0	5.1555	0.119	43.174	0.000	4.921	5.390
decay_12_cw_ged_dummy_os_0	1.0823	0.133	8.152	0.000	0.822	1.343
decay_12_cw_acled_dummy_pr_0	1.2604	0.110	11.501	0.000	1.046	1.475
q_1_1_l1_ged_dummy_sb	-0.2630	0.082	-3.202	0.001	-0.424	-0.102
q_1_1_l1_ged_dummy_ns	0.8831	0.079	11.140	0.000	0.728	1.038
q_1_1_l1_ged_dummy_os	0.1558	0.073	2.133	0.033	0.013	0.299
q_1_1_l1_acled_dummy_pr	0.2704	0.049	5.555	0.000	0.175	0.366
Intercept	-5.5531	0.032	-173.463	0.000	-5.616	-5.490

4.23.7 os_eval

Dep. Variable:	ged_dummy_os	**No. Observations:**	246915
Model:	Logit	**Df Residuals:**	246889
Method:	MLE	**Df Model:**	25
Date:	Sun, 28 Jul 2019	**Pseudo R-squ.:**	0.4453
Time:	04:59:02	**Log-Likelihood:**	-13675.
converged:	True	**LL-Null:**	-24652.

	coef	std err	z	P>|z|	[0.025	0.975]
l2_ged_dummy_os	-0.1399	0.087	-1.611	0.107	-0.310	0.030
l3_ged_dummy_os	-0.1934	0.087	-2.232	0.026	-0.363	-0.024
l4_ged_dummy_os	-0.0715	0.089	-0.805	0.421	-0.245	0.103
l5_ged_dummy_os	-0.0659	0.087	-0.757	0.449	-0.236	0.105
l6_ged_dummy_os	0.1507	0.088	1.704	0.088	-0.023	0.324
l7_ged_dummy_os	0.0926	0.092	1.009	0.313	-0.087	0.272
l8_ged_dummy_os	0.0599	0.093	0.646	0.518	-0.122	0.242
l9_ged_dummy_os	0.1270	0.093	1.365	0.172	-0.055	0.310
l10_ged_dummy_os	0.1802	0.094	1.923	0.055	-0.003	0.364
l11_ged_dummy_os	0.1996	0.094	2.134	0.033	0.016	0.383
l12_ged_dummy_os	-0.0973	0.099	-0.987	0.324	-0.290	0.096
q_1_1_l2_ged_dummy_os	0.3958	0.043	9.270	0.000	0.312	0.480
q_1_1_l3_ged_dummy_os	0.2163	0.041	5.303	0.000	0.136	0.296
l1_ged_dummy_sb	-0.0114	0.096	-0.119	0.905	-0.199	0.176
l1_ged_dummy_ns	0.2100	0.216	0.972	0.331	-0.213	0.633
l1_ged_dummy_os	-0.1638	0.088	-1.868	0.062	-0.336	0.008
l1_acled_dummy_pr	-0.2161	0.123	-1.763	0.078	-0.456	0.024
decay_12_cw_ged_dummy_sb_0	1.9959	0.078	25.446	0.000	1.842	2.150
decay_12_cw_ged_dummy_ns_0	1.1770	0.119	9.910	0.000	0.944	1.410
decay_12_cw_ged_dummy_os_0	3.9689	0.087	45.719	0.000	3.799	4.139
decay_12_cw_acled_dummy_pr_0	1.4222	0.084	16.880	0.000	1.257	1.587
q_1_1_l1_ged_dummy_sb	0.0967	0.037	2.597	0.009	0.024	0.170
q_1_1_l1_ged_dummy_ns	0.4519	0.090	5.013	0.000	0.275	0.629
q_1_1_l1_ged_dummy_os	0.5333	0.042	12.703	0.000	0.451	0.616
q_1_1_l1_acled_dummy_pr	0.0012	0.048	0.024	0.981	-0.093	0.096
Intercept	-5.0857	0.025	-201.640	0.000	-5.135	-5.036

4.23.8 pr_eval

Dep. Variable:	acled_dummy_pr	**No. Observations:**	255567
Model:	Logit	**Df Residuals:**	255541
Method:	MLE	**Df Model:**	25
Date:	Sun, 28 Jul 2019	**Pseudo R-squ.:**	0.4922
Time:	04:59:34	**Log-Likelihood:**	-28516.
converged:	True	**LL-Null:**	-56152.

	coef	std err	z	P>|z|	[0.025	0.975]
l2_acled_dummy_pr	-0.1187	0.048	-2.464	0.014	-0.213	-0.024
l3_acled_dummy_pr	0.1035	0.048	2.139	0.032	0.009	0.198
l4_acled_dummy_pr	0.1224	0.049	2.517	0.012	0.027	0.218
l5_acled_dummy_pr	0.1971	0.049	3.997	0.000	0.100	0.294
l6_acled_dummy_pr	0.2633	0.049	5.337	0.000	0.167	0.360
l7_acled_dummy_pr	0.3819	0.050	7.667	0.000	0.284	0.480
l8_acled_dummy_pr	0.3748	0.051	7.352	0.000	0.275	0.475
l9_acled_dummy_pr	0.3748	0.051	7.282	0.000	0.274	0.476
l10_acled_dummy_pr	0.5756	0.053	10.900	0.000	0.472	0.679
l11_acled_dummy_pr	0.5544	0.053	10.424	0.000	0.450	0.659
l12_acled_dummy_pr	0.6023	0.055	11.006	0.000	0.495	0.710
q_1_1_l2_acled_dummy_pr	0.2132	0.028	7.567	0.000	0.158	0.268
q_1_1_l3_acled_dummy_pr	0.1726	0.028	6.259	0.000	0.119	0.227
l1_ged_dummy_sb	-0.3660	0.127	-2.888	0.004	-0.614	-0.118
l1_ged_dummy_ns	-0.1714	0.204	-0.842	0.400	-0.570	0.228
l1_ged_dummy_os	-0.0978	0.147	-0.664	0.507	-0.386	0.191
l1_acled_dummy_pr	-0.1099	0.049	-2.235	0.025	-0.206	-0.014
decay_12_cw_ged_dummy_sb_0	0.9121	0.085	10.742	0.000	0.746	1.079
decay_12_cw_ged_dummy_ns_0	0.8413	0.104	8.050	0.000	0.636	1.046
decay_12_cw_ged_dummy_os_0	0.6555	0.091	7.220	0.000	0.478	0.833
decay_12_cw_acled_dummy_pr_0	4.4733	0.048	92.369	0.000	4.378	4.568
q_1_1_l1_ged_dummy_sb	0.0067	0.048	0.139	0.890	-0.087	0.101
q_1_1_l1_ged_dummy_ns	0.0668	0.084	0.796	0.426	-0.098	0.231
q_1_1_l1_ged_dummy_os	-0.0369	0.056	-0.655	0.512	-0.147	0.073
q_1_1_l1_acled_dummy_pr	0.3940	0.028	14.262	0.000	0.340	0.448
Intercept	-4.2223	0.017	-250.991	0.000	-4.255	-4.189

4.24 osa_pgm_acled_histonly_rf

4.24.1 sb_fcast

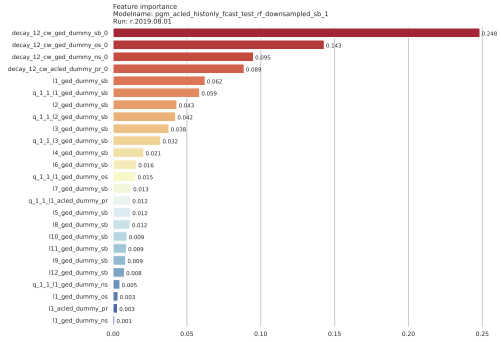

(a) 1 month

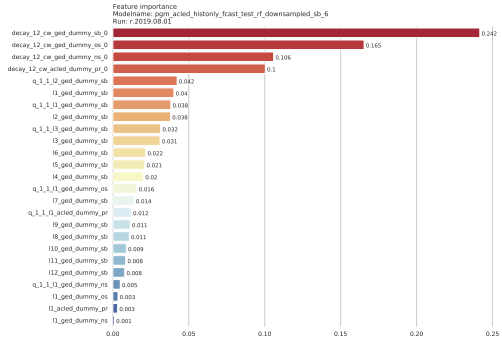

(b) 6 months

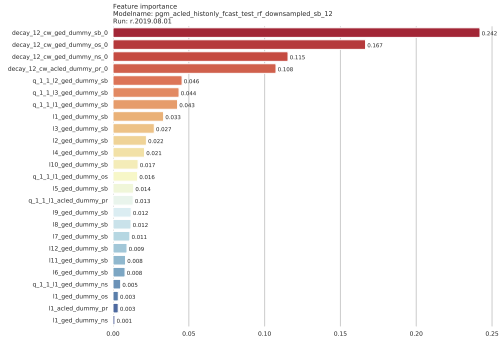

(c) 12 months

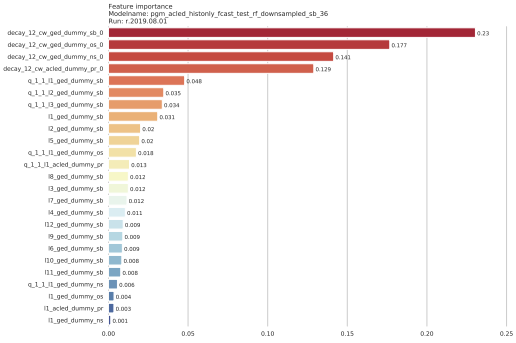

(d) 36 months

4.24.2 ns_fcast

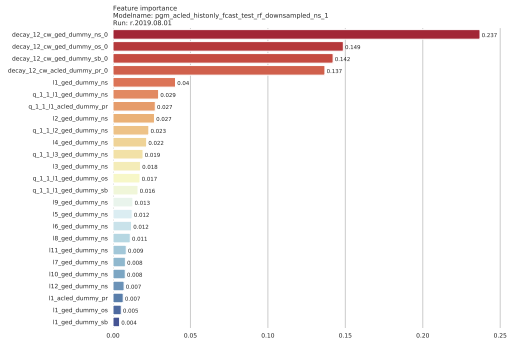

(a) 1 month

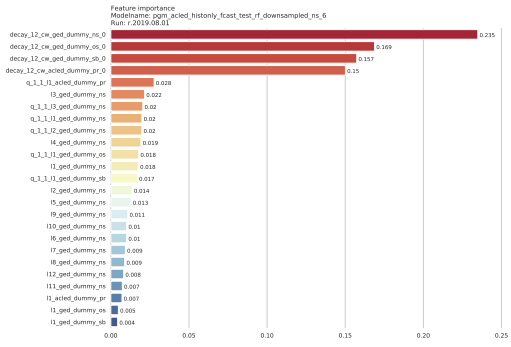

(b) 6 months

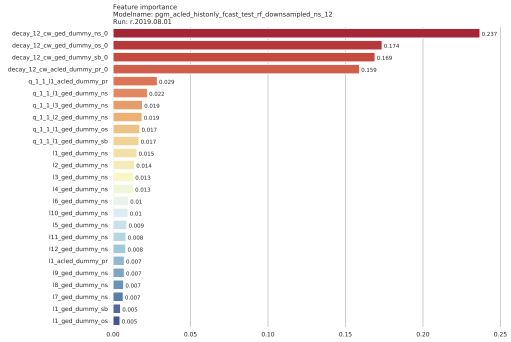

(c) 12 months

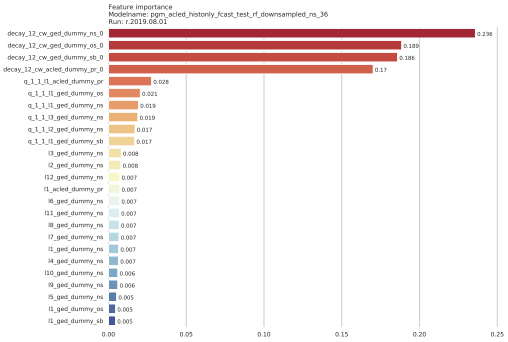

(d) 36 months

4.24.3 os_fcast

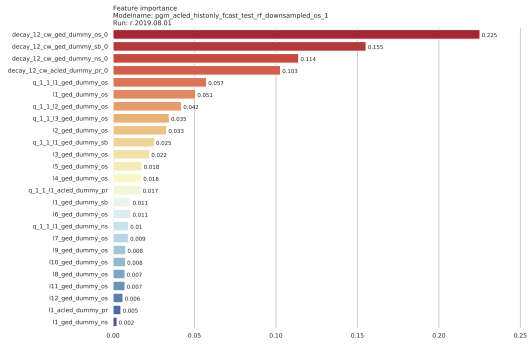

(a) 1 month

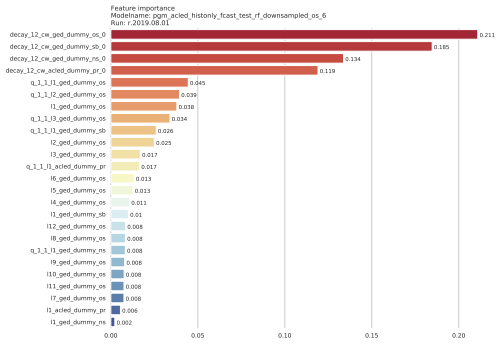

(b) 6 months

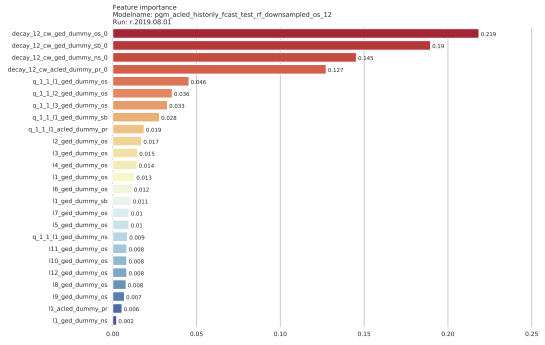

(c) 12 months

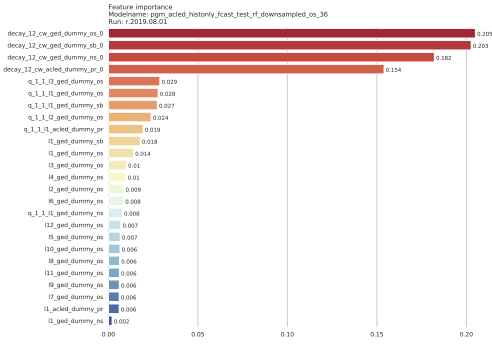

(d) 36 months

4.24.4 pr_fcast

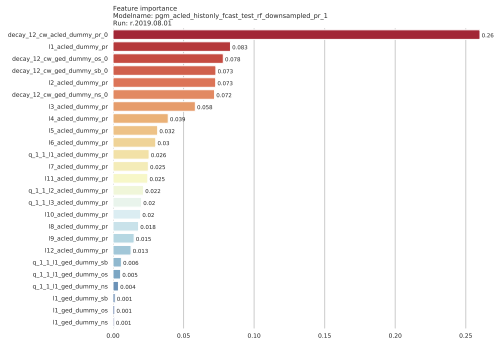

(a) 1 month

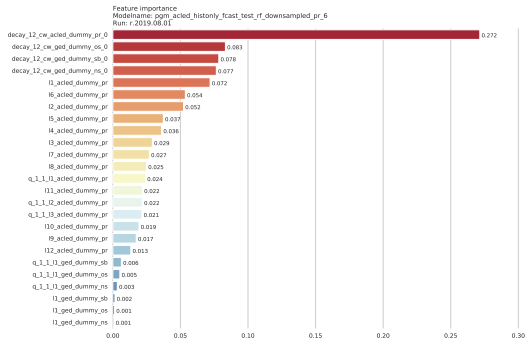

(b) 6 months

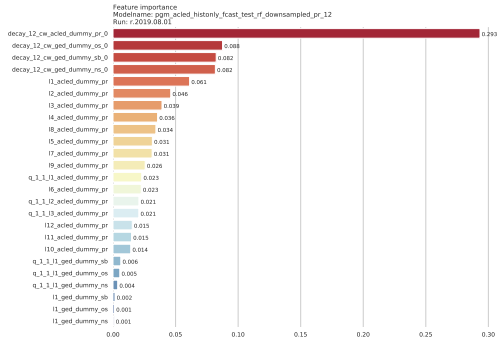

(c) 12 months

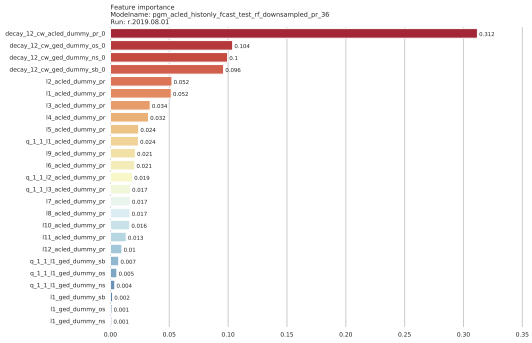

(d) 36 months

4.24.5 sb_eval

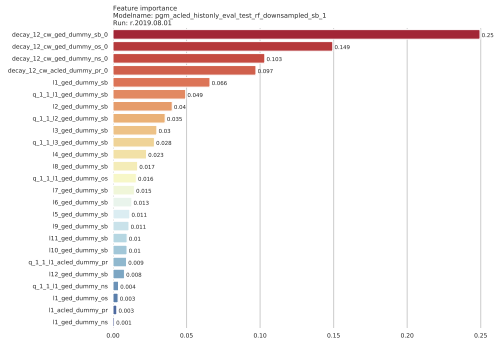

(a) 1 month

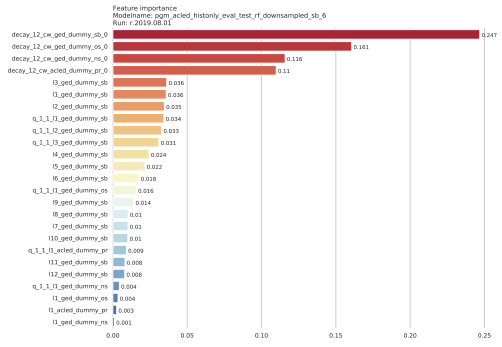

(b) 6 months

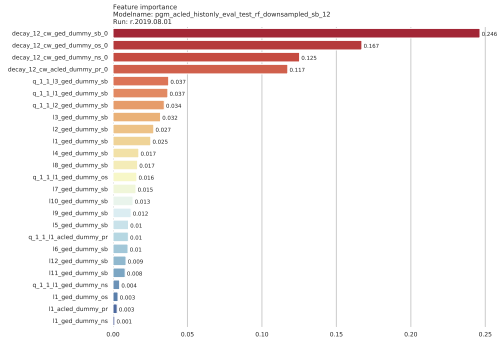

(c) 12 months

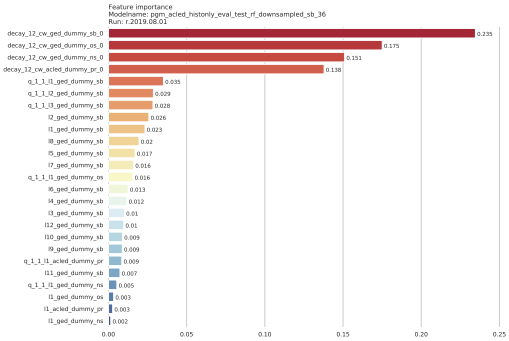

(d) 36 months

4.24.6 ns_eval

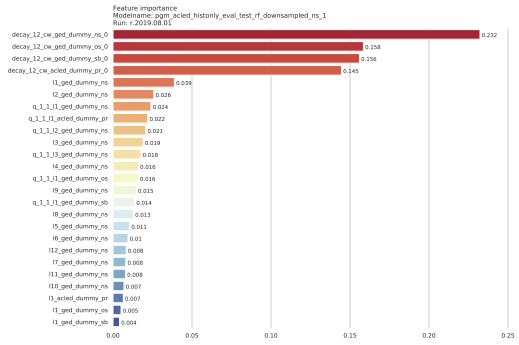

(a) 1 month

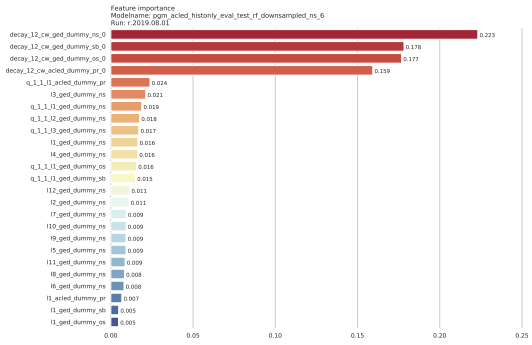

(b) 6 months

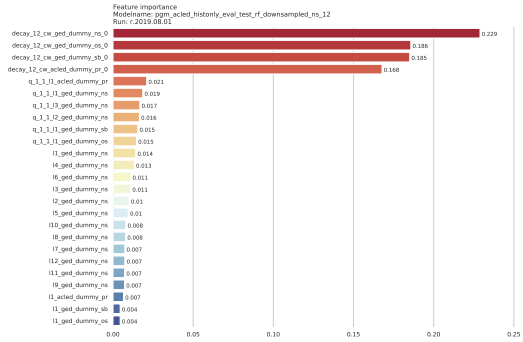

(c) 12 months

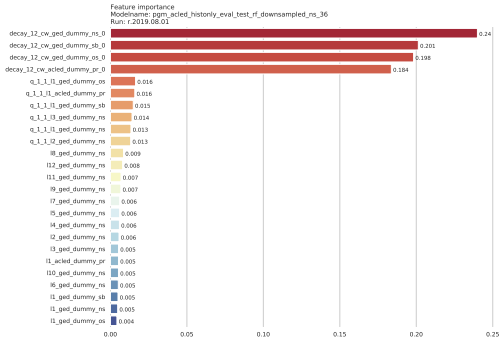

(d) 36 months

4.24.7 os_eval

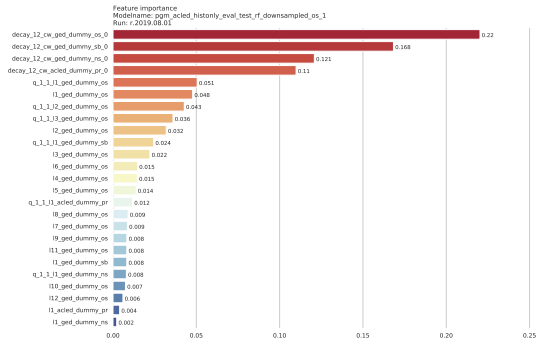

(a) 1 month

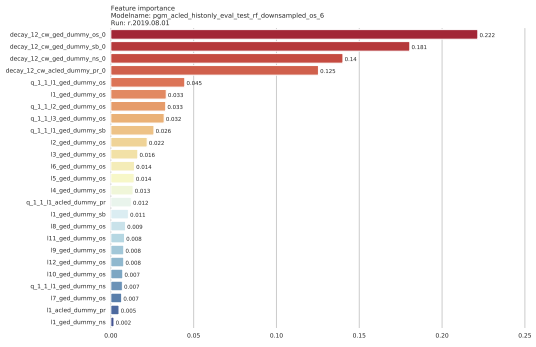

(b) 6 months

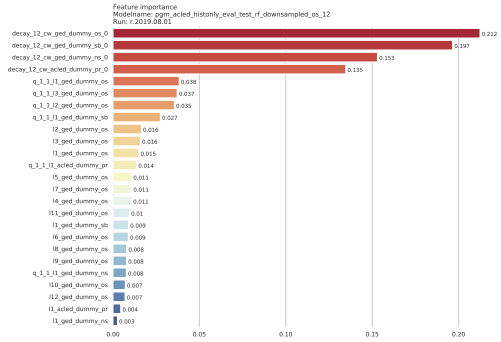

(c) 12 months

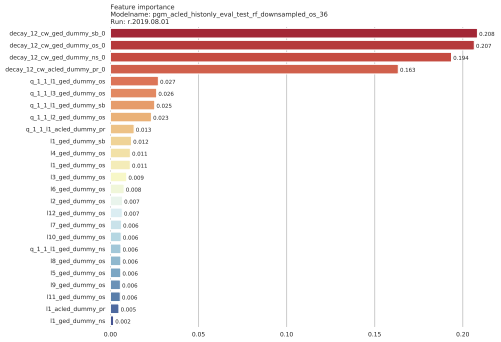

(d) 36 months

4.24.8 pr_eval

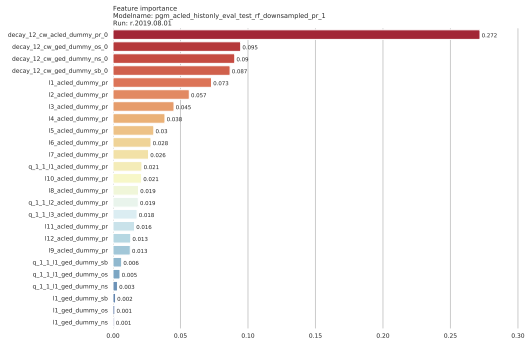

(a) 1 month

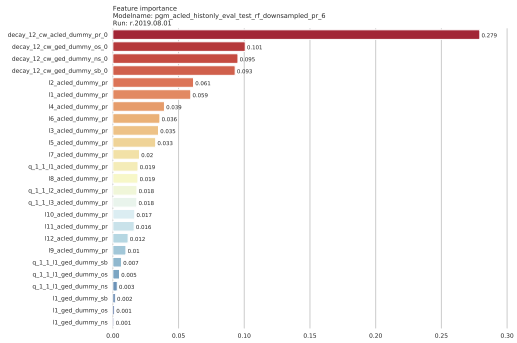

(b) 6 months

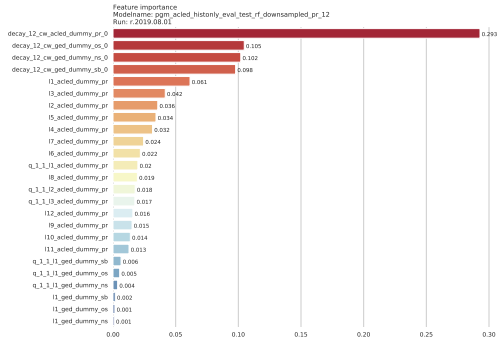

(c) 12 months

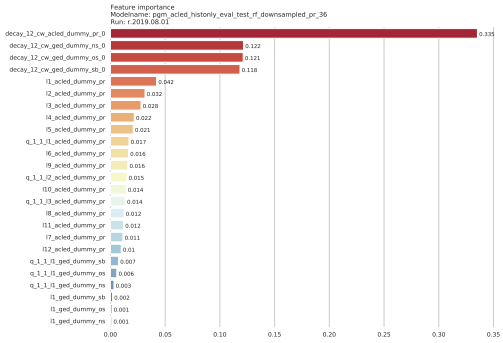

(d) 36 months